

2814/12814
2820/12820

BUSH HOG®

2814RR1, 12814RR1
2820R1, 12820R1, 12820S1
2820RR1, 12820RR1, 12820SR1
FLEX WING ROTARY CUTTER/SHREDDER

Revised 02/24

PARTS MANUAL SECTION 103



An Operator's Manual was shipped with the equipment. The Operator's Manual is an integral part of the safe operation of this machine and must be maintained with the unit at all times. **READ, UNDERSTAND, and FOLLOW** the Safety and Operation Instructions contained in this manual before operating the equipment. If the Operator's Manual is not with the equipment, contact your dealer or Bush Hog to obtain a copy before operating the equipment.

Safety Video


Important Operating and Safety Instructions are found in the Mower Safety Video that can be instantly accessed on the Internet at: www.algqr.com/bve



www.algqr.com/bve



MODEL 2814



MODEL 2820

BUSH HOG®
2501 Griffin Ave.
Selma, AL. 36703
Parts Ordering 800-304-2836
www.bushhog.com

ATENCIÓN!

LEA EL INSTRUCTIVO

Si No Lee Ingles, Pida Ayuda a Alguien
Que Si Lo Lea Para Que le Traduzca las
Medidas de Seguridad.



**MEMBER OF THE
ALAMO GROUP**
ALWAYS ON THE CUTTING EDGE®

PARTS ORDERING GUIDE

The following instructions are offered to help eliminate needless delay and error in processing purchase orders for the equipment in this section.

1. The Parts Section is prepared in logical sequence and grouping of parts that belong to the basic machine featured in this manual. Part Numbers and Descriptions are given to help locate the parts and quantities required.
2. The Purchase Order must include the name and address of the person or organization ordering the parts, who should be charged, and if possible, the serial number of the machine for which the parts are ordered.
3. The Purchase Order must clearly list the quantity of each part, the complete and correct part number (be sure to include all periods), and the basic name of the part.
4. The Manufacturer reserves the right to substitute parts where applicable.
5. Some parts are unlisted items which are special production items not normally stocked and are subject to special handling. Request a quotation for such parts before sending a Purchase Order.
6. The Manufacturer reserves the right to change prices without prior notice.



For maximum safety and to guarantee optimum product reliability, always use genuine BUSH HOG Parts. The use of inferior replacement parts may cause premature or catastrophic failure which could result in serious injury or death. Direct any questions regarding parts to:

BUSH HOG
2501 Griffin Ave.
Selma, AL. 36703
www.bushhog.com
Contact Us
800-304-2836




BUSH HOG®

To the Owner/Operator/Dealer





All implements with moving parts are potentially hazardous. There is no substitute for a cautious, safe-minded operator who recognizes the potential hazards and follows reasonable safety practices. The manufacturer has designed this implement to be used with all its safety equipment properly attached to minimize the chance of accidents.

BEFORE YOU START! Read the safety messages on the implement and shown in your manual. Observe the rules of safety and common sense!







DANGER

FAILING TO FOLLOW SAFETY MESSAGES AND OPERATING INSTRUCTION CAN CAUSE SERIOUS BODILY INJURY OR EVEN DEATH TO OPERATOR AND OTHERS IN THE AREA.

<p>1.</p> 	<p>2. NO RIDERS. NO CHILDREN OPERATORS.</p> 	<p>3. USE SAFETY SHOES, HARD HAT, SAFETY GLASSES, SEAT BELTS, ROPS & OPS.</p> 	<p>4. BLOCK UP SECURELY BEFORE WORKING UNDER.</p> 
---	---	--	---

1. Study and understand Operator's Manuals, Safety Decals, and Instructional Decals for tractor and implement to prevent misuse, abuse, and accidents. Practice before operating in a confined area or near passersby.
 - Learn how to stop engine suddenly in an emergency. Be alert for passersby and especially children.
2. Allow no children on or near folding mower or tractor. Allow no riders on tractor or implement. Falling off may cause serious injury or death from being run over by tractor or mower or contact with rotating blades.
3. Operate only with tractor having Roll-Over Protective Structure (ROPS) and with seat belt securely fastened to prevent injury and possible death from falling off or tractor overturn.
 - Personal Protective Equipment such as Hard Hat, Safety Glasses, Safety Shoes, & Ear Plugs are recommended.
4. Block up or support raised machine and all lifted components securely before putting hands or feet under or working underneath any lifted component to prevent crushing injury or death from sudden dropping or inadvertent operation of controls. Make certain area is clear before lowering or folding.
5. Before transporting, put Lift Lever in detent or full-lift position. Install Transport Safety Devices securely on folding mowers. Put Booms securely in Transport Rest.
 - Folding and Boom Mowers have raised center of gravity. Slow down when turning and on hillsides.
6. Make certain that SMV sign, warning lights, and reflectors are clearly visible. Follow local traffic codes.
7. Never operate with Cutting Head or Folding Section raised if passersby, bystanders, or traffic are in the area to reduce possibility of injury or death from objects thrown by Blades under Guards or mower structure.
8. Before dismounting, secure implement in transport position or lower to ground.
 - Put tractor in park position or set brake, disengage PTO, stop engine, remove key, and wait until noise of rotation has ceased to prevent crushing by entanglement in rotating parts which could cause injury or death.
 - Never mount or dismount a moving vehicle. Crushing from rollover may cause serious injury or death.

<p>5. TRANSPORT SAFELY, LOCK UP.</p> 	<p>6. USE SMV, LIGHTS, & REFLECTORS.</p> 	<p>7. DO NOT OPERATE WITH CUTTER OR WING RAISED</p> 	<p>8. DO NOT MOUNT OR DISMOUNT WHILE MOVING.</p> 
--	--	--	--

02967827



WARNING

Cancer and Reproductive Harm

www.P65Warnings.ca.gov

WARRANTY INFORMATION:

Read and understand the complete Warranty Statement found in this Manual. Fill out the Warranty Registration Form in full and return it to within 30 Days. Make certain the Serial Number of the Machine is recorded on the Warranty Card and on the Warranty Form that you retain.

WARRANTY

LIMITED WARRANTY

Bush Hog warrants to the original purchaser of any new Bush Hog equipment, purchased from an authorized Bush Hog dealer, that the equipment be free from defects in material and workmanship for a period of one (1) year for non-commercial, state and municipalities' use and ninety (90) days for commercial use from date of retail sale. The obligation of Bush Hog to the purchaser under this warranty is limited to the repair or replacement of defective parts.

Replacement or repair parts installed in the equipment covered by this limited warranty are warranted for ninety (90) days from the date of purchase of such part or to the expiration of the applicable new equipment warranty period, whichever occurs later. Warranted parts shall be provided at no cost to the user at an authorized Bush Hog dealer during regular working hours. Bush Hog reserves the right to inspect any equipment or parts which are claimed to have been defective in material or workmanship.

In addition to the standard Limited Warranty shown above, Bush Hog also provides:

A TEN-YEAR (120 months) GEARBOX LIMITED WARRANTY* (6 Years Full Coverage; Parts Only for Years 7 through 10) provided they have been properly maintained† and have not been subjected to abuse or mis-use except as limited below.

*WARRANTY LIMITATIONS - GEARBOX

- A. Gearbox warranty extends to the original purchaser of a Bush Hog Rotary Cutter Only.
- B. Warranty claimant must provide proper product registration and original receipt for purchase.
- C. Bush Hog reserves the right to warrant Gearboxes and components at our discretion based on photographic or video evidence of product failure.
- D. If Bush Hog deems a Gearbox failed due to defects in materials or workmanship, users' Gearboxes may be rebuilt by Bush Hog or replaced by new or rebuilt Gearboxes at the option of Bush Hog.

A ONE-YEAR (12 months) LIMITED WARRANTY** on the DRIVELINE components provided they have been properly maintained† and have not been subjected to abuse or mis-use.

* **WARRANTY LIMITATIONS - DRIVELINE

- A. A ONE-YEAR (12 months) DRIVELINE LIMITED WARRANTY applies to SHIELDS except where evidence of wear from contact with other parts on the shield voids this warranty.
- B. Shield Bearings are wearing parts and are not warrantable.
- C. Slip-Clutch Plates are wearing parts and are not warrantable. Evidence of "burning up" Slip-Clutch Plates due to improper adjustment will void warranty on Slip-Clutch Parts.

† NOTE - "properly maintained" specifically includes, but is not limited to:

- A) Running Gearboxes with the proper amount of the correct lubricant.
- B) Adjusting Slip-Clutches correctly to provide proper protection for Driveline and Gearbox components.
- C) Proper lubrication of all DRIVELINE components as specified.
- D) Maintaining proper bearing preload on all Gearbox shafts.

WARRANTY

DISCLAIMER OF IMPLIED WARRANTIES & CONSEQUENTIAL DAMAGES

Bush Hog's obligation under this limited warranty, to the extent allowed by law, is in lieu of all warranties, implied or expressed, INCLUDING IMPLIED WARRANTIES OF MERCHANTABILITY AND FITNESS FOR A PARTICULAR PURPOSE and any liability for incidental and consequential damages with respect to the sale or use of the items warranted. Such incidental and consequential damages shall include but not be limited to: transportation charges other than normal freight charges; cost of installation other than cost approved by Bush Hog; duty; taxes; charges for normal service or adjustment; loss of crops or any other loss of income; rental of substitute equipment, expenses due to loss, damage, detention or delay in the delivery of equipment or parts resulting from acts beyond the control of Bush Hog.

THIS LIMITED WARRANTY SHALL NOT APPLY:

1. To vendor items which carry their own warranties.
2. If the unit has been subjected to misapplication, abuse, misuse, negligence, fire or other accident.
3. If parts not made or supplied by Bush Hog have been used in connection with the unit, if, in the sole judgment of Bush Hog such use affects its performance, stability or reliability.
4. If the unit has been altered or repaired outside of an authorized Bush Hog dealership in a manner which, in the sole judgment of Bush Hog, affects its performance, stability or reliability.
5. To normal maintenance service and normal replacement items such as gearbox lubricant, hydraulic fluid, worn blades, or to normal deterioration of such things as belts and exterior finish due to use or exposure.
6. To expendable or wear items such as teeth, chains, sprockets, belts, springs and any other items that in the company's sole judgment is a wear item.

IN ORDER FOR WARRANTIES TO BE PROCESSED, PRODUCT WARRANTY REGISTRATION MUST BE FILED WITH BUSH HOG THROUGH THE SELLING DEALER.

Retain original purchase receipt and record the model number, serial number and date of purchase. This information will be helpful to your dealer if parts or services are required.

MODEL NUMBER _____

SERIAL NUMBER _____

DATE OF PURCHASE _____

NO EMPLOYEE OR REPRESENTATIVE OF BUSH HOG IS AUTHORIZED TO CHANGE THIS LIMITED WARRANTY IN ANY WAY OR GRANT ANY OTHER WARRANTY UNLESS SUCH CHANGE IS MADE IN WRITING AND SIGNED BY BUSH HOG'S SERVICE MANAGER, 2501 GRIFFIN AVE., SELMA, AL. 36703

TABLE OF CONTENTS

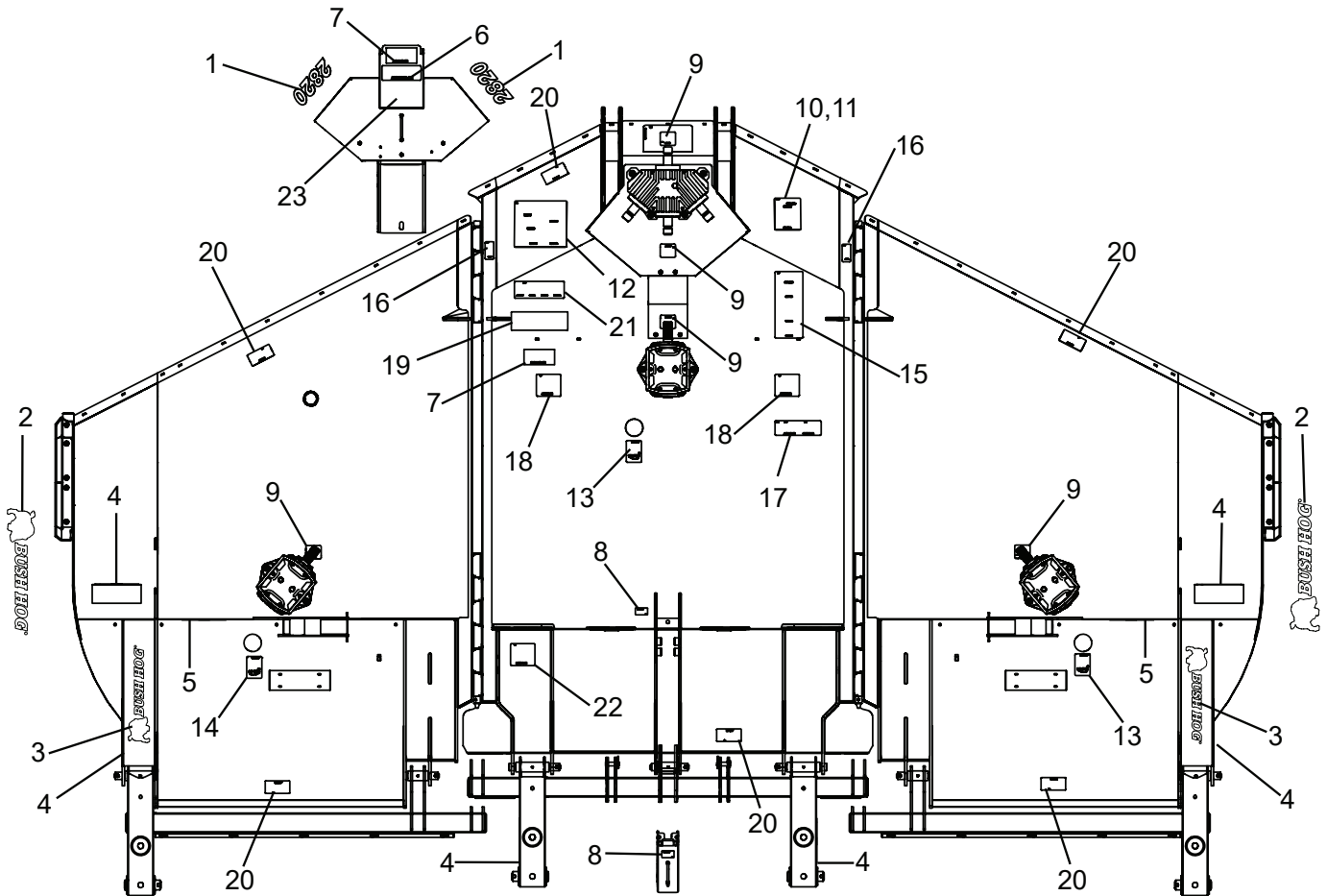
2814, 2820, 12814 & 12820

FLEX WING ROTARY CUTTER

ALPHABETICAL INDEX

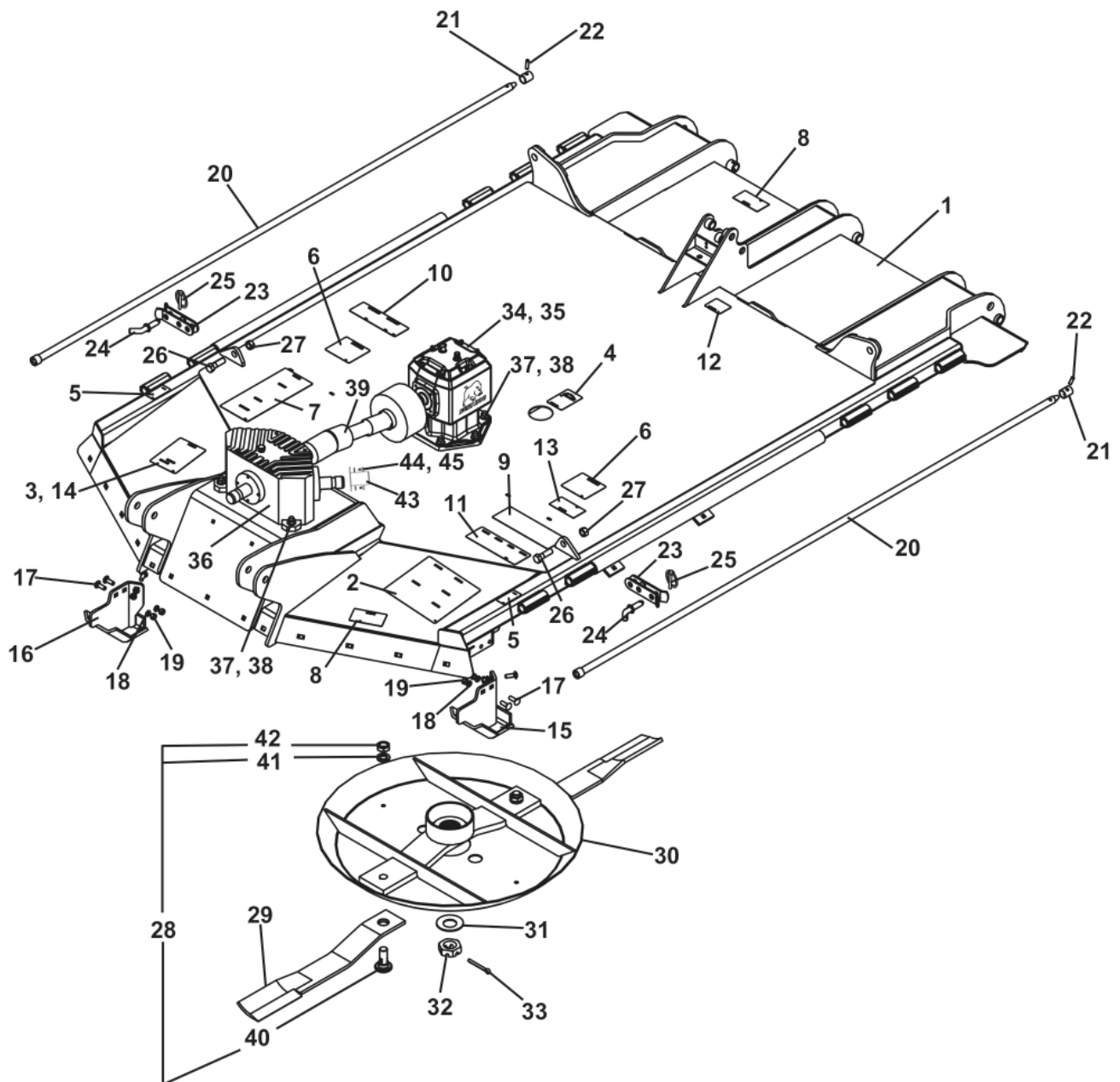
CONTENTS	PAGE
Axle Arms (Swivel Turnbuckle) & Related Parts.....	103-5-4
Axles Arms, Spindles, Hub Assemblies & Related Parts, Single, Dual.....	103-5-5
Axle Arms, Tandem (Early Styles).....	103-5-6
Axle Arms, Tandem (Current Styles).....	103-5-7
Baffle Kit.....	103-6-1
Base Assembly, Center - 2814, 2820, 12814 & 12820.....	103-1-2, 103-1-3
Base Assembly, Center - 12820 Shredder.....	103-1-4, 103-1-5
Base Assembly, R. H. Wing - 2814, 2820, 12814 & 12820.....	103-1-6, 103-1-7
Base Assembly, L. H. Wing - 2820 & 12820.....	103-1-8, 103-1-9
Base Assembly, R. H. Wing - 12820 Shredder.....	103-1-10, 103-1-11
Base Assembly, L. H. Wing - 12820 Shredder.....	103-1-12, 103-1-13
Blades & Blade Holders.....	See Base Assemblies
Chain, Safety Tow.....	103-5-1
Chains, Discharge Safety.....	103-1-18 thru 103-1-21
Crop Row Adapter Kit, 38".....	103-6-3
Cylinders, Hydraulic.....	103-7-2, 103-7-3
Decal Kits.....	103-1-1
Driveline Holder Assembly.....	103-5-2
Driveline Holder EZ Mount CV Driveline.....	103-5-3
Driveshafts.....	103-4-1 thru 103-4-9
Gearbox, Transfer (Mfg. by Comer).....	103-3-1
Gearbox, Center, 2814, 2820, 12814, 12820 & 12820 Shredder.....	103-3-2
Gearbox, R.H. Wing, 2814, 2820, 12814, 12820 & 12820 Shredder.....	103-3-3
Gearbox, L.H. Wing, 2820, 12820 & 12820 Shredder.....	103-3-4
Hitch Assembly, Ball.....	103-5-2
Hitch Assembly, Swivel Pivot.....	103-5-2
Hydraulic Fittings To Tractor Remotes.....	103-7-1
Jackstand.....	103-5-1
LED Light Kit (Rear Lights Only).....	103-1-16, 103-1-17
Leveling Rod Assembly.....	103-5-1
Shield, Wing Driveshafts.....	103-2-2
Shield Assembly, Center.....	103-2-1
Shredder Cross Bar Kit.....	103-6-2
SMV Sign & Related Parts.....	103-1-14
Tire, Airplane.....	103-5-8, 103-5-9
Tire, Solid & Foam Filled.....	103-5-8 thru 103-5-10
Tongue Assembly.....	103-5-1
Weight Box Assembly.....	103-1-15

DECAL KIT FOR 2814, 2820, 12814 & 12820



Item No.	Part No.	Description	Qty.	Item No.	Part No.	Description	Qty.
	50074157	Decal Kit For 2820/12820	1	10	D547	Decal, Danger (540 RPM)	1
	50081702	Decal Kit For 2814/12814	1	11	D548	Decal, Warning (1000 RPM Overlay)	1
1	50081827	Decal, Model 2820	2	12	D549	Decal, Danger/Operation	1
	50081828	Decal, Model 12820	2	13	D551	Decal, Blade Rotation CCW	2
	50081865	Decal, Model 2814	2	14	D552	Decal, Blade Rotation CW	1
	50081866	Decal, Model 12814	2	15	D553	Decal, Warning	1
2	50080370	Decal, Bush Hog Logo	2	16	D555	Decal, Danger	2
3	50065309	Decal, Bush Hog Logo - 15.00"	2	17	D559	Decal, Genuine Bush Hog Parts	1
4	50031212	Decal, Amber Reflector	6	18	D565	Decal, Danger	2
5	50031214	Decal, Red Reflector	2	19	D587	Decal, Lube	1
6	87340	Decal, Important	1	20	D614	Decal, Danger (Thrown Object)	6
7	91443	Decal, Important	2	21	D813	Decal, Danger - Multilingual	1
8	D544	Decal, Important	2	22	D575	Decal, Danger (2814/12814)	1
9	D546	Decal, Danger (Missing Guard)	5	23	D1085	Decal, Notice (Not Shown)	1

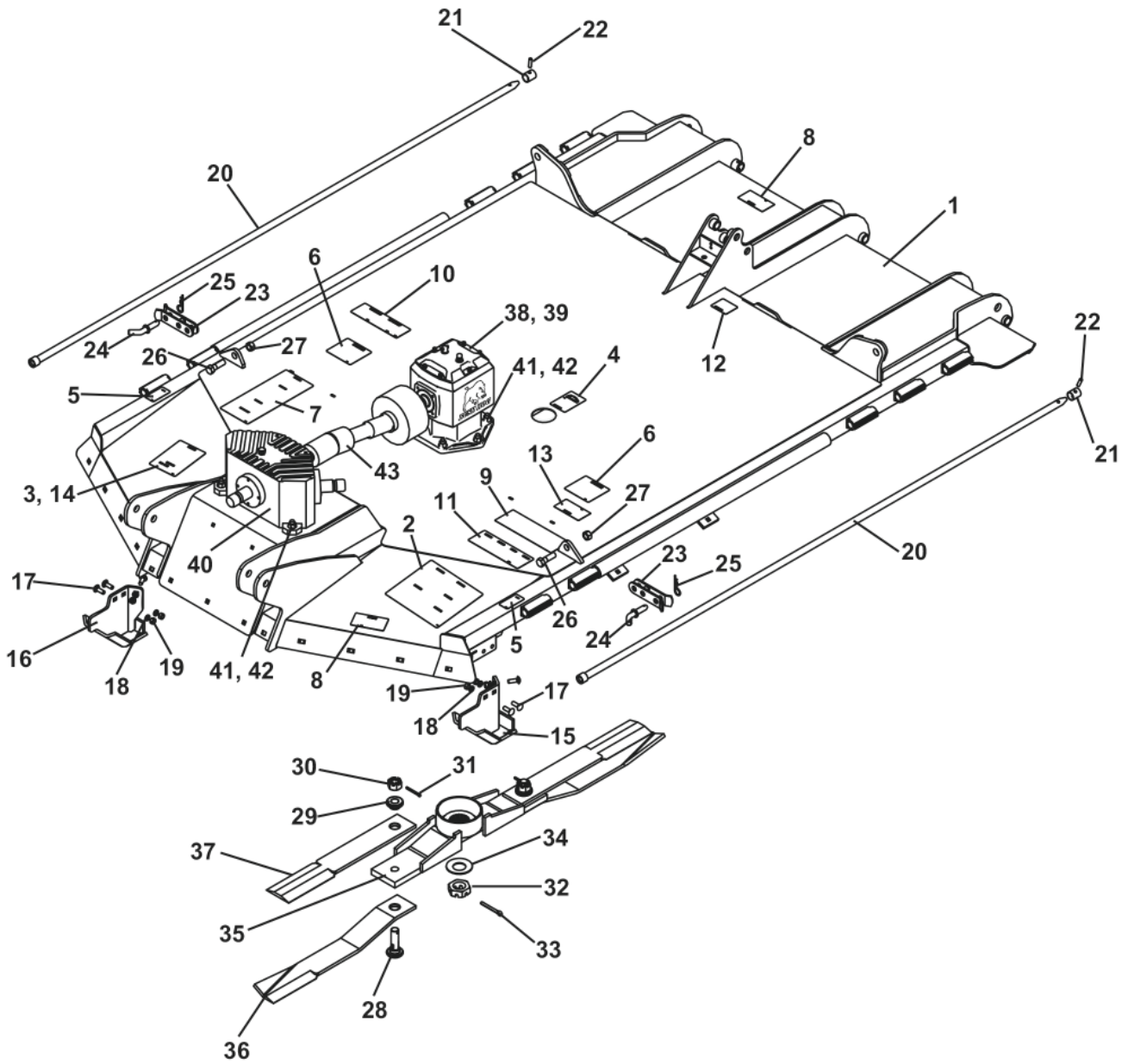
CENTER DECK ASSEMBLY 2814 & 2820 (540 RPM MODELS) 12814 & 12820 (1000 RPM MODELS)



CENTER DECK ASSEMBLY
2814 & 2820 (540 RPM MODELS)
12814 & 12820 (1000 RPM MODELS)

Item No.	Part No.	Description	Qty.
1	50074162	Center Deck w/Decals (2820/12820)	1
	50074165	Center Deck w/Rings & Decals	1
2	D549	Decal, Danger/Operation	1
3	D547	Decal, Danger	1
4	D551	Decal, Blade Rotation, CCW	1
5	D555	Decal, Danger	2
6	D565	Decal, Danger	2
7	D553	Decal, Warning	1
8	D614	Decal, Danger (Thrown Object)	2
9	D587	Decal, Lubrication Chart	1
10	D559	Decal, Genuine Bush Hog Parts	1
11	D813	Decal, Danger - Multilingual	1
12	D544	Decal, Important	1
13	91443	Decal, Important	1
14	D548	Decal, Warning (1000 RPM Overlay)	1
15	50076525	Center Skid Weldment, LH	1
16	50076524	Center Skid Weldment, RH	1
17	5161614	Carriage Bolt, 1/2" x 1-1/2" Gr. 5	10
18	15806	Lockwasher, 1/2"	10
19	8151600	Hex Nut, 1/2"	10
20	50072703	Hinge Pin Weldment	2
21	91900BH	Lock Collar	2
22	19529	Spirol Pin, 3/8" x 1-1/2"	2
23	50028476	Wing Latch Weldment	2
24	50076342	Pin	2
25	69391	Lynch Pin	2
26	1162424	Capscrew, 3/4" x 2-1/2" Gr. 5	2
27	20638	Locknut, 3/4"	2
28	63607	Blade Bolt Kit	2
29	50076633	Blade, Parallel Uplift, CCW- 28.25"	2
30	50073184	Pan Weldment	1
31	50071362	Washer, Spring, 2"	1
32	50071363	Nut, Slotted Hex Jam, 2"-12	1
33	50071364	Pin, Cotter 10MM x 100MM	1
34	50071973BH	Gearbox Assy - EZ225B, 1:1.32 (540 RPM)	1
	50071974BH	Gearbox Assy - EZ225B, 1.375:1 (1000 RPM)	1
35	50074090	Sight Window	1
36	71203	Gearbox Assy, Transfer (Comer)	1
37	50020970	Capscrew, 5/8" x 2-1/4" Gr. 8	10
38	20414	Locknut, 5/8" Gr. G Flng	10
39	50058538	Driveline Assy w/Clutch, 1-3/4" Z20 ASAE 4 EG	1
40	7919BH	Blade Bolt	2
41	20322	Lockwasher, 1-1/8" CP	2
42	252BH	Jamnut, 1-1/8" NF	2
43	50028363	Shaft Cover Weldment (2814/12814)	1
44	44315BH	Capscrew, M8 x 1.25 x 20 (2814/12814)	2
45	44311BH	Lockwasher, M8 (2814/12814)	2

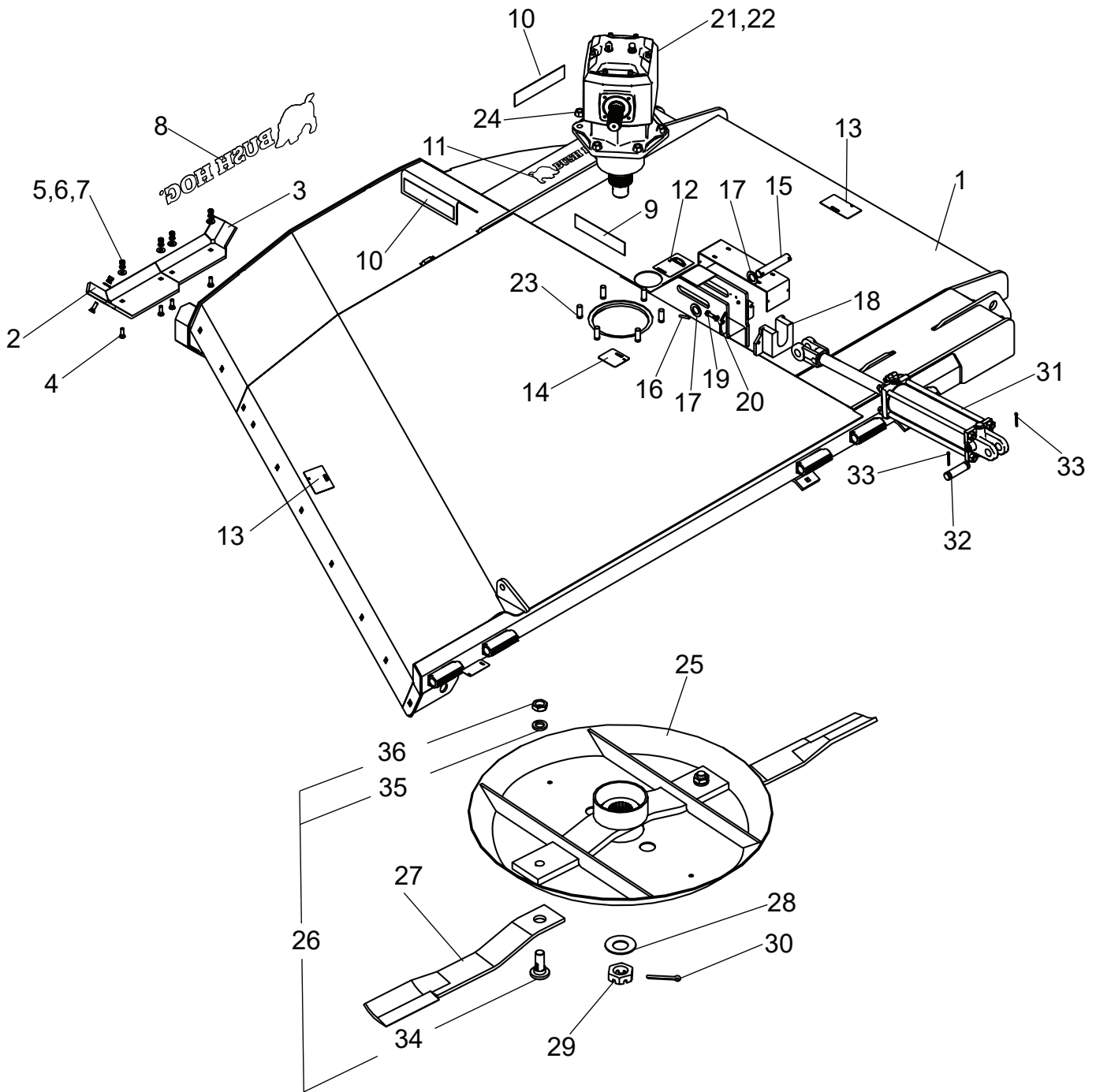
CENTER DECK ASSEMBLY 12820 SHREDDER (1000 RPM MODELS)



CENTER DECK ASSEMBLY 12820 SHREDDER (1000 RPM MODELS)

Item No.	Part No.	Description	Qty.
1	50074162	Center Deck w/Decals (2820/12820)	1
	50074165	Center Deck w/Rings & Decals	1
2	D549	Decal, Danger/Operation	1
3	D547	Decal, Danger	1
4	D551	Decal, Blade Rotation, CCW	1
5	D555	Decal, Danger	2
6	D565	Decal, Danger	2
7	D553	Decal, Warning	1
8	D614	Decal, Danger (Thrown Object)	2
9	D587	Decal, Lubrication Chart	1
10	D559	Decal, Genuine Bush Hog Parts	1
11	D813	Decal, Danger - Multilingual	1
12	D544	Decal, Important	1
13	91443	Decal, Important	1
14	D548	Decal, Warning (1000 RPM Overlay)	1
15	50076525	Center Skid Weldment, LH	1
16	50076524	Center Skid Weldment, RH	1
17	5161614	Carriage Bolt, 1/2" x 1-1/2" Gr. 5	6
18	15806	Lockwasher, 1/2"	6
19	8151600	Hex Nut, 1/2"	6
20	50072703	Hinge Pin Weldment	2
21	91900BH	Lock Collar	2
22	19529	Spirol Pin, 3/8" x 1-1/2"	2
23	50028476	Wing Latch Weldment	2
24	50076342	Pin	2
25	69391	Lynch Pin	2
26	1162424	Capscrew, 3/4" x 2-1/2" Gr. 5	2
27	20638	Locknut, 3/4"	2
28	90612	Blade Bolt	2
29	86310	Bushing, Pivot	2
30	44383BH	Hex Nut, Slotted, 1-1/8"-12 UNF	2
31	15473	Cotter Pin	2
32	50071363	Nut, Slotted Hex Jam, 2"-12	1
33	50071364	Pin, Cotter 10MM x 100MM	1
34	50071362	Washer, Spring, 2"	1
35	50073166	Shredder Blade Bar Weldment	1
36	7557BH	Blade, 7' Uplift	2
37	50072720	Blade, Straight Double Edge	2
38	50071974BH	Gearbox Assy - EZ225B, 1.375:1 (1000 RPM)	1
39	50074090	Sight Window	1
40	71203	Gearbox Assy, Transfer (Comer)	1
41	50020970	Capscrew, 5/8" x 2-1/4" Gr. 8	10
42	20414	Locknut, 5/8" Gr. G Flng	10
43	50058538	Driveline Assy w/Clutch, 1-3/4" Z20 ASAE 4 EG	1

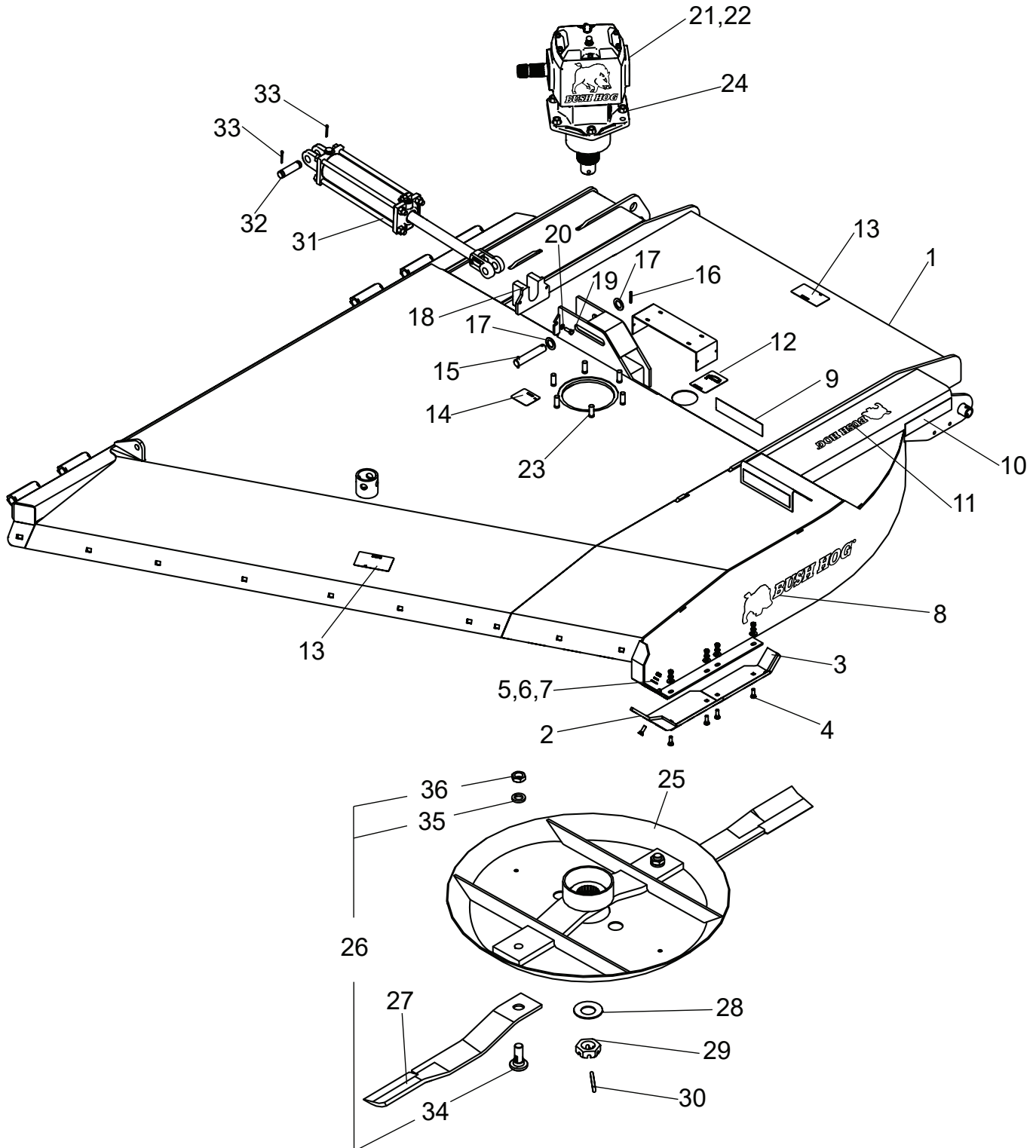
RIGHT HAND WING ASSEMBLY 2814 & 2820 (540 RPM MODELS) 12814 & 12820 (1000 RPM MODELS)



**RIGHT HAND WING ASSEMBLY
2814 & 2820 (540 RPM MODELS)
12814 & 12820 (1000 RPM MODELS)**

Item No.	Part No.	Description	Qty.
1	50074163	RH Wing Weldment w/Decals (2820/12820)	1
	50074166	RH Wing Weldment w/Rings & Decals	1
2	50069372	Front Skid, RH	1
3	50069369	Rear Skid, RH	1
4	3161212	Plow Bolt, #3 HD, 3/8" x 1-1/4" Gr. 5	5
5	15915BH	Flatwasher, 3/8"	5
6	15812	Lockwasher, 3/8"	5
7	8151200	Hex Nut, 3/8"	5
8	50080370	Decal, Bush Hog	1
9	50031214	Reflector, Red	1
10	50031212	Reflector, Amber	2
11	50065309	Decal, Bush Hog - 15.00"	1
12	D551	Decal, Blade Rotation, CCW	1
13	D614	Decal, Danger (Thrown Object)	2
14	D546	Decal, Danger (Guard Missing)	1
15	87294	Cylinder Pin	1
16	20167	Cotter Pin, 3/16" x 2" ZP	2
17	20376	Flatwasher, 1" SAE	2
18	50031959	Push Over Assembly	1
19	20034	Capscrew, 3/8" x 1" Gr. 5	2
20	15812	Lockwasher, 3/8"	2
21	50071562BH	Gearbox Assy - EZ225B, 1:1.6 (540 RPM)	1
	50071972BH	Gearbox Assy - EZ225B, 1.15:1 (1000 RPM)	1
22	50074090	Sight Window	1
23	50020970	Capscrew, 5/8" x 2-1/4" Gr. 8	6
24	20414	Locknut, 5/8" Gr. G Flng	6
25	50073184	Pan Weldment	1
26	63607	Blade Bolt Kit	2
27	50076633	Blade, Parallel Uplift, CCW - 28.25"	2
28	50071362	Washer, Spring, 2"	1
29	50071363	Nut, Slotted Hex Jam, 2"-12	1
30	50071364	Pin, Cotter 10MM x 100MM	1
31	99566	Cylinder, Hydraulic, 4" x 12" x 1.375" (Monarch)	1
	50081897	Cylinder Hydraulic, 4" x 12" x 1.375"	1
32	95425	Pin, 1" Dia	1
33	21020614	Cotter Pin, 3/16" x 1-1/2" Plt	2
34	7919BH	Blade Bolt	2
35	20322	Lockwasher, 1-1/8" CP	2
36	252BH	Jamnut, 1-1/8" NF	2

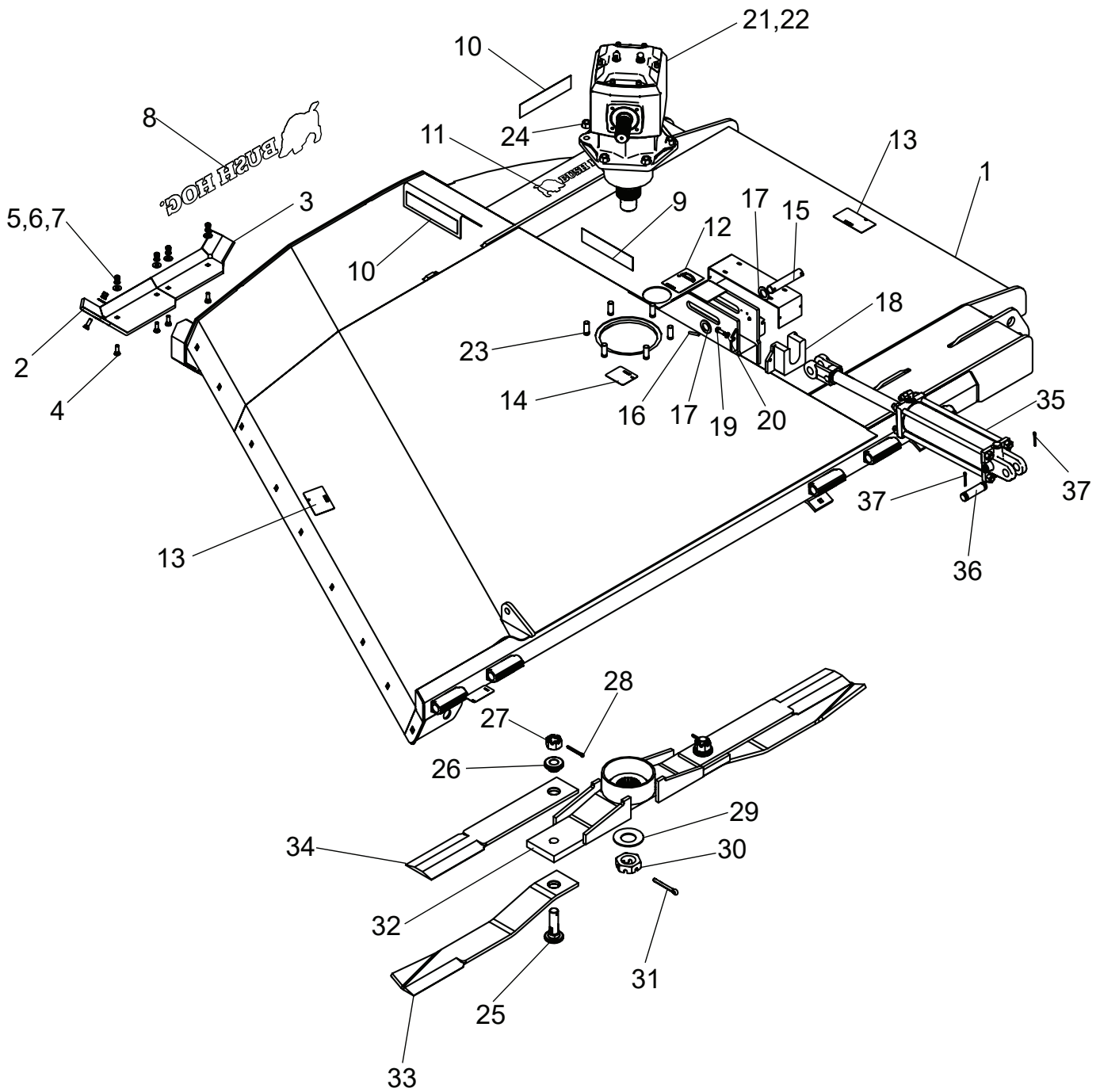
LEFT HAND WING ASSEMBLY 2820 (540 RPM MODELS) 12820 (1000 RPM MODELS)



LEFT HAND WING ASSEMBLY
2820 (540 RPM MODELS)
12820 (1000 RPM MODELS)

Item No.	Part No.	Description	Qty.
1	50074164	LH Wing Weldment w/Decals	1
	50074167	LH Wing Weldment w/Rings & Decals	1
2	50069374	Front Skid, LH	1
3	50069371	Rear Skid, LH	1
4	3161212	Plow Bolt, #3 HD, 3/8" x 1-1/4" Gr. 5	5
5	15915BH	Flatwasher, 3/8"	5
6	15812	Lockwasher, 3/8"	5
7	8151200	Hex Nut, 3/8"	5
8	50080370	Decal, Bush Hog	1
9	50031214	Reflector, Red	1
10	50031212	Reflector, Amber	2
11	50065309	Decal, Bush Hog - 15.00"	1
12	D552	Decal, Blade Rotation, CW	1
13	D614	Decal, Danger (Thrown Object)	2
14	D546	Decal, Danger (Guard Missing)	1
15	87294	Cylinder Pin	1
16	20167	Cotter Pin, 3/16" x 2" ZP	2
17	20376	Flatwasher, 1" SAE	2
18	50031959	Push Over Assembly	1
19	20034	Capscrew, 3/8" x 1" Gr. 5	2
20	15812	Lockwasher, 3/8"	2
21	50071561BH	Gearbox Assy - EZ225B, 1:1.6 (540 RPM)	1
	50071973BH	Gearbox Assy - EZ225B, 1.15:1 (1000 RPM)	1
22	50074090	Sight Window	1
23	50020970	Capscrew, 5/8" x 2-1/4" Gr. 8	6
24	20414	Locknut, 5/8" Gr. G Flng	6
25	50073184	Pan Weldment	1
26	63607	Blade Bolt Kit	2
27	50076634	Blade, Parallel Uplift, CW - 28.25"	2
28	50071362	Washer, Spring, 2"	1
29	50071363	Nut, Slotted Hex Jam, 2"-12	1
30	50071364	Pin, Cotter 10MM x 100MM	1
31	99566	Cylinder, Hydraulic, 4" x 12" x 1.375" (Monarch)	1
	50081897	Cylinder, Hydraulic, 4" x 12" x 1.375"	1
32	95425	Pin, 1" Dia	1
33	21020614	Cotter Pin, 3/16" x 1-1/2" Plt	2
34	7919BH	Blade Bolt	2
35	20322	Lockwasher, 1-1/8" CP	2
36	252BH	Jamnut, 1-1/8" NF	2

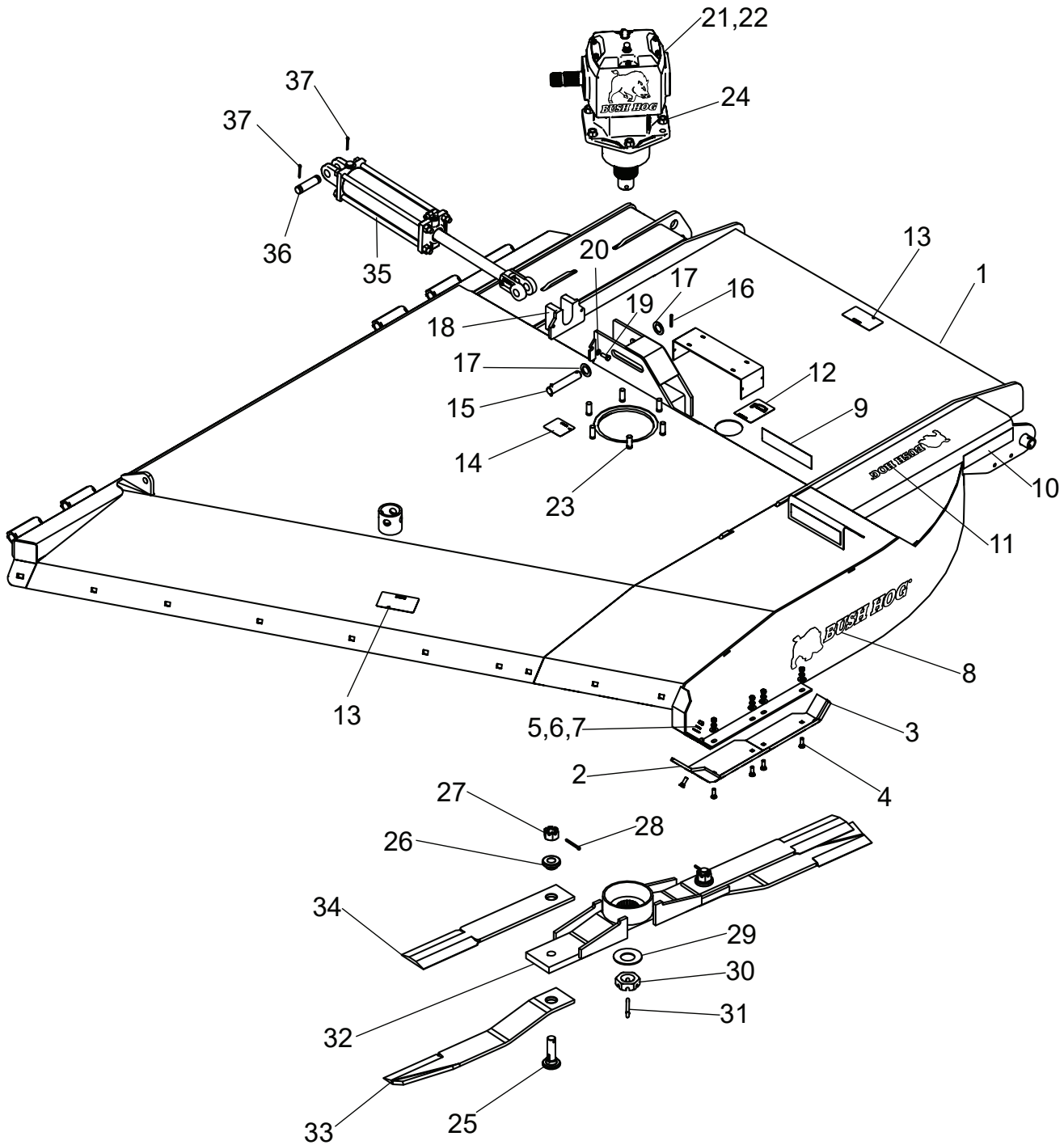
RIGHT HAND WING ASSEMBLY 12820 SHREDDER (1000 RPM MODELS)



RIGHT HAND WING ASSEMBLY 12820 SHREDDER (1000 RPM MODELS)

Item No.	Part No.	Description	Qty.
1	50074163	RH Wing Weldment w/Decals	1
	50074166	RH Wing Weldment w/Rings & Decals	1
2	50069372	Front Skid, RH	1
3	50069369	Rear Skid, RH	1
4	3161212	Plow Bolt, #3 HD, 3/8" x 1-1/4" Gr. 5	5
5	15915BH	Flatwasher, 3/8"	5
6	15812	Lockwasher, 3/8"	5
7	8151200	Hex Nut, 3/8"	5
8	50080370	Decal, Bush Hog	1
9	50031214	Reflector, Red	1
10	50031212	Reflector, Amber	2
11	50065309	Decal, Bush Hog - 15.00"	1
12	D551	Decal, Blade Rotation, CCW	1
13	D614	Decal, Danger (Thrown Object)	2
14	D546	Decal, Danger (Guard Missing)	1
15	87294	Cylinder Pin	1
16	20167	Cotter Pin, 3/16" x 2" ZP	2
17	20376	Flatwasher, 1" SAE	2
18	50031959	Push Over Assembly	1
19	20034	Capscrew, 3/8" x 1" Gr. 5	2
20	15812	Lockwasher, 3/8"	2
21	50071972BH	Gearbox Assy - EZ225B, 1.15:1 (1000 RPM)	1
22	50074090	Sight Window	1
23	50020970	Capscrew, 5/8" x 2-1/4" Gr. 8	6
24	20414	Locknut, 5/8" Gr. G Fling	6
25	90612	Blade Bolt	2
26	86310	Pivot Bushing	2
27	44383BH	Hex Nut, Slotted, 1-1/8"-12 UNF	2
28	15473	Cotter Pin	2
29	50071362	Washer, Spring, 2"	1
30	50071363	Nut, Slotted Hex Jam, 2"-12	1
31	50071364	Pin, Cotter 10MM x 100MM	1
32	50073166	Shredder Blade Bar Weldment	1
33	7557BH	Blade, 7' Uplift CCW	2
34	50072720	Blade, Straight Double Edge	2
35	99566	Cylinder, Hydraulic, 4" x 12" x 1.375" (Monarch)	1
	50081897	Cylinder, Hydraulic, 4" x 12" x 1.375"	1
36	95425	Pin, 1" Dia	1
37	21020614	Cotter Pin, 3/16" x 1-1/2" Plt	2

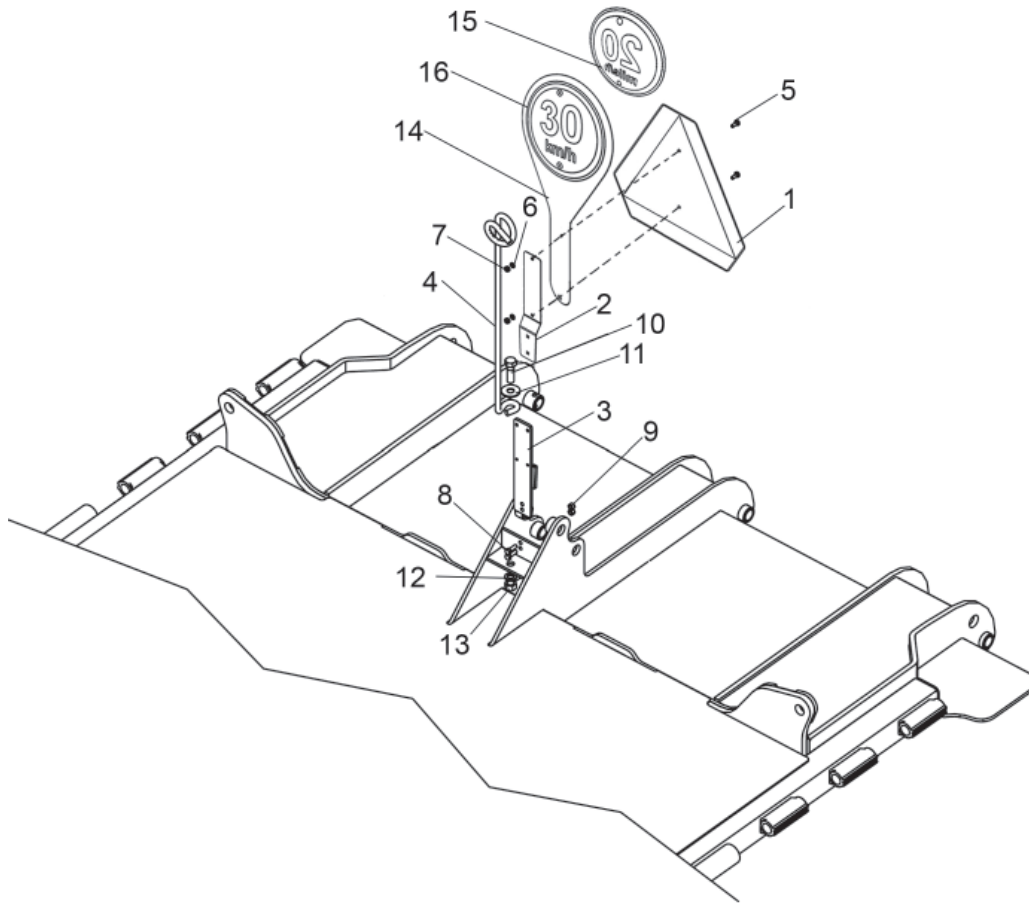
LEFT HAND WING ASSEMBLY 12820 SHREDDER (1000 RPM MODELS)



LEFT HAND WING ASSEMBLY 12820 SHREDDER (1000 RPM MODELS)

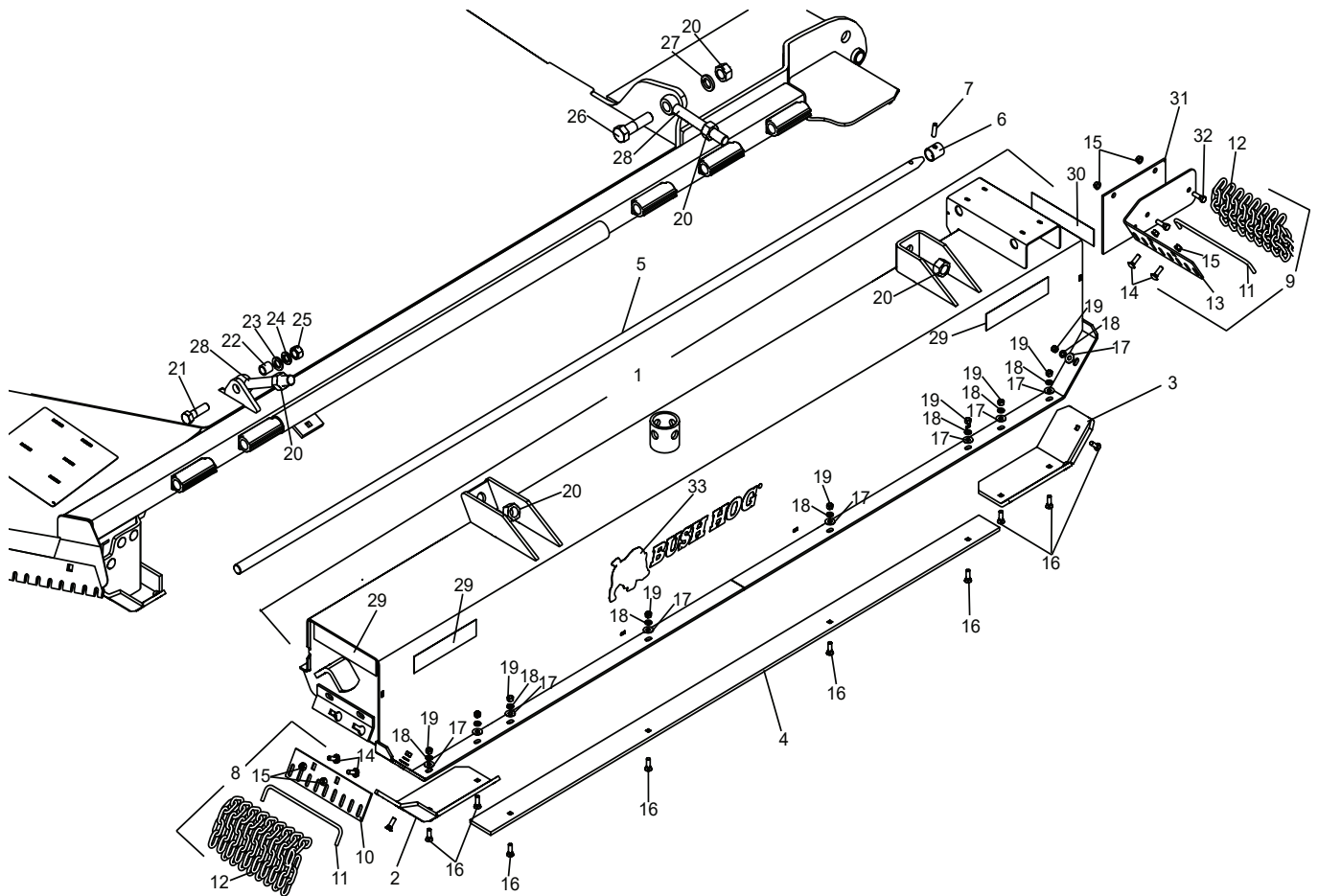
Item No.	Part No.	Description	Qty.
1	50074164	LH Wing Weldment w/Decals	1
	50074167	LH Wing Weldment w/Rings & Decals	1
2	50069374	Front Skid, LH	1
3	50069371	Rear Skid, LH	1
4	3161212	Plow Bolt, #3 HD, 3/8" x 1-1/4" Gr. 5	5
5	15915BH	Flatwasher, 3/8"	5
6	15812	Lockwasher, 3/8"	5
7	8151200	Hex Nut, 3/8"	5
8	50080370	Decal, Bush Hog	1
9	50031214	Reflector, Red	1
10	50031212	Reflector, Amber	2
11	50065309	Decal, Bush Hog - 15.00"	1
12	D552	Decal, Blade Rotation, CW	1
13	D614	Decal, Danger (Thrown Object)	2
14	D546	Decal, Danger (Guard Missing)	1
15	87294	Cylinder Pin	1
16	20167	Cotter Pin, 3/16" x 2" ZP	2
17	20376	Flatwasher, 1" SAE	2
18	50031959	Push Over Assembly	1
19	20034	Capscrew, 3/8" x 1" Gr. 5	2
20	15812	Lockwasher, 3/8"	2
21	50071563BH	Gearbox Assy - EZ225B, 1.15:1 (1000 RPM)	1
22	50074090	Sight Window	1
23	50020970	Capscrew, 5/8" x 2-1/4" Gr. 8	6
24	20414	Locknut, 5/8" Gr. G Flng	6
25	90612	Blade Bolt	2
26	86310	Pivot Bushing	2
27	44383BH	Hex Nut, Slotted, 1-1/8"-12 UNF	2
28	15473	Cotter Pin	2
29	50071362	Washer, Spring, 2"	1
30	50071363	Nut, Slotted Hex Jam, 2"-12	1
31	50071364	Pin, Cotter 10MM x 100MM	1
32	50073166	Shredder Blade Bar Weldment	1
33	60528	Blade, 7' Uplift CW	2
34	50072720	Blade, Straight Double Edge	2
35	99566	Cylinder, Hydraulic, 4" x 12" x 1.375" (Monarch)	1
	50081897	Cylinder, Hydraulic, 4" x 12" x 1.375"	1
36	95425	Pin, 1" Dia	1
37	21020614	Cotter Pin, 3/16" x 1-1/2" Plt	2

SMV SIGN & RELATED PARTS 2814, 2820, 12814 & 12820 MODELS



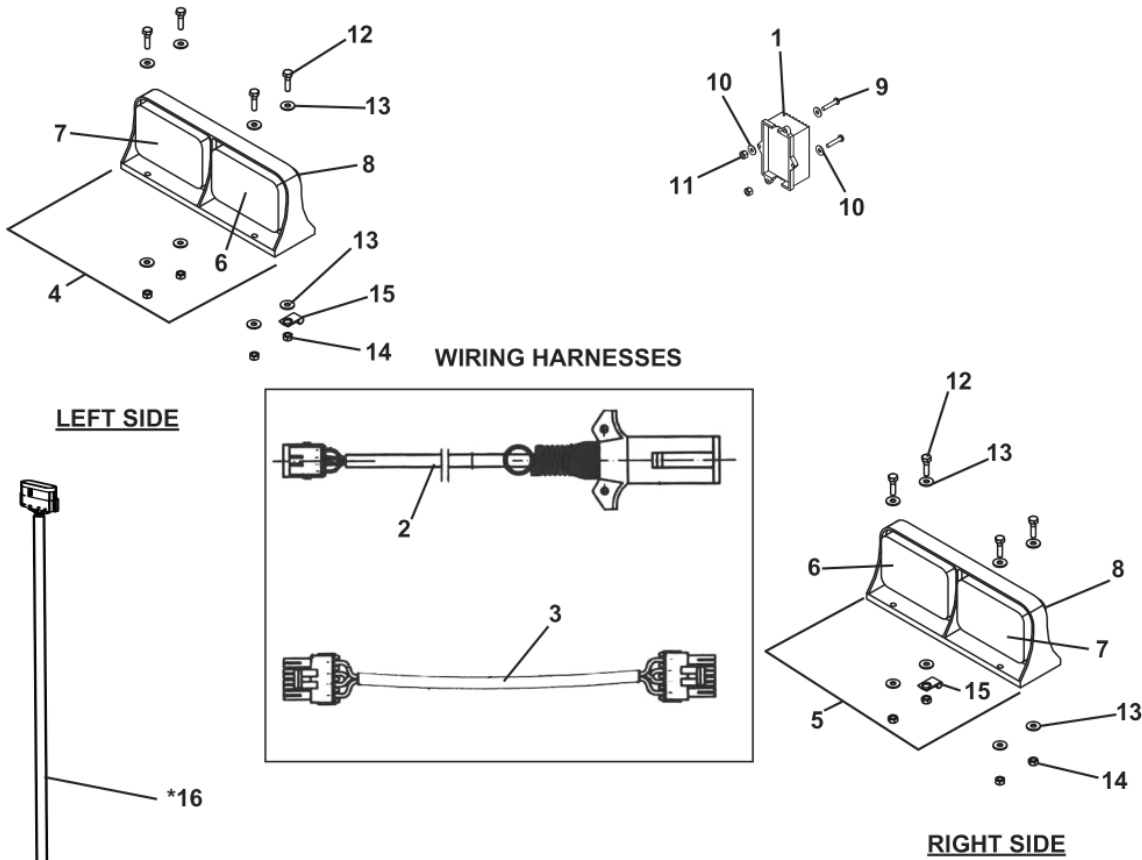
Item No.	Part No.	Description	Qty.
1	94359	SMV Sign	1
2	2438621	SMV Spade Bracket	1
3	50074198	Weldment, SMV Mount	1
4	12031	Rod, Hose Holder	1
5	1160805	Capscrew, 1/4" x 5/8" Gr. 5	2
6	15905	Lockwasher, 1/4"	2
7	15531BH	Hex Nut, 1/4"	2
8	1161010	Capscrew, 5/16" x 1" Gr. 5	2
9	15602BH	Locknut, 5/16"	2
10	20947	Capscrew, 5/8" x 2" Gr. 5	1
11	15925	Flatwasher, 5/8"	1
12	19486	Lockwasher, 5/8"	1
13	15563	Hex Nut, 5/8"	1
14	50082008	SIS Plate with Decals	1
15	50082007	Decal, Speed ID (20 mile/h)	1
16	50082010	Decal, Speed ID (30 km/h)	1

WEIGHT BOX ASSEMBLY 2814 & 12814 MODELS



Item No.	Part No.	Description	Qty.	Item No.	Part No.	Description	Qty.
1	50081698	Weight Box Assembly	1	18	15812	Lockwasher, 3/8" CP	10
2	50069374	Front Skid, LH	1	19	8151200	Hex Nut, 3/8" CP	10
3	50069372	Front Skid, RH	1	20	19502	Hex Nut, 1"	5
4	50081699	Skid	1	21	1162424	Capscrew, 3/4" x 2-1/2"	1
5	50072703	Hinge Rod	1	22	50038099	Bushing	1
6	91900BH	Lock Collar	1	23	119	Flatwasher, 3/4"	1
7	19529	Spirol Pin, 3/8" x 1-1/2"	1	24	146	Lockwasher, 3/4"	1
8	50070500	Chain Assembly, Front Weight Box	1	25	20638	Locknut, 3/4"	1
9	50081712	Chain Assembly, Rear Weight Box	1	26	19060	Capscrew, 1" x 3-3/4"	1
10	-----	Chain Support, Front	1	27	15821	Lockwasher, 1"	1
11	50069724	Rod, Chain	2	28	87052	Rod Eye	2
12	50029803	Chain, 9 Link (Double Row)	17	29	50031212	Reflector, Amber	3
13	-----	Chain Support, Rear	1	30	50031214	Reflector, Red	1
14	5161212	Carriage Bolt, 3/8" x1-1/4" G5 ZP	4	31	50081713	Belting, Weight Box Rear	1
15	15583	Locknut, 3/8" GR G Fling	6	32	1161212	Capscrew, 3/8" x 1-1/4" G5 ZP	2
16	3161212	#3 HD Plow Bolt 3/8" x1-1/4" G5 ZP	10	33	50080370	Decal, Bush Hog	1
17	15915BH	Flatwasher, 3/8" ZP	10				

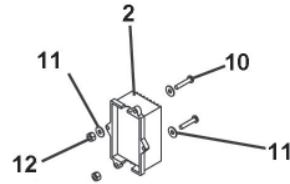
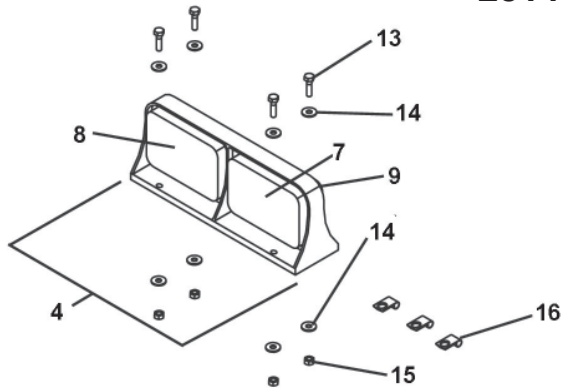
LED LIGHT KIT (REAR LIGHTS ONLY) 50074720 2820 & 12820



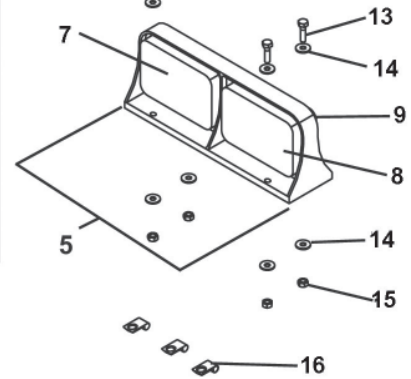
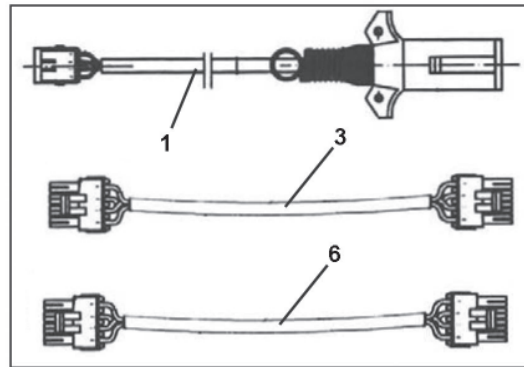
Item No.	Part No.	Description	Qty.
1	50072057	Module, Enhance	1
2	50074721	Main Harness (7 Pin, 16' Long)	1
3	50074725	Wishbone Harness (8' Long)	2
4	50074723	Dual LED Ag Lamp, Left Side, Amber/Red	1
5	50074724	Dual LED Ag Lamp, Right Side, Red/Amber	1
6	50072062	Lens, Red Replacement	2
7	50072063	Lens, Amber Replacement	2
8	50072064	Cover, Black Replacement Lens	4
9	-----	Slt Pn Hd Mach Screw, #10 x 1"	2
10	17020600	Flatwasher, #10	3
11	44520BH	Locknut, #10	2
12	44186BH	Capscrew, 1/4" x 1" Gr. 5	8
13	15918BH	Flatwasher, 1/4"	16
14	15608	Locknut, 1/4" Gr. C	8
15	50074735	Clamp	6
*16	50075304	Light Kit Harness Extention (36")	1

*Not Part of 50074720 Kit Must Order Separately

LED LIGHT KIT (REAR LIGHTS ONLY) 50075213 2814 & 12814



LEFT SIDE

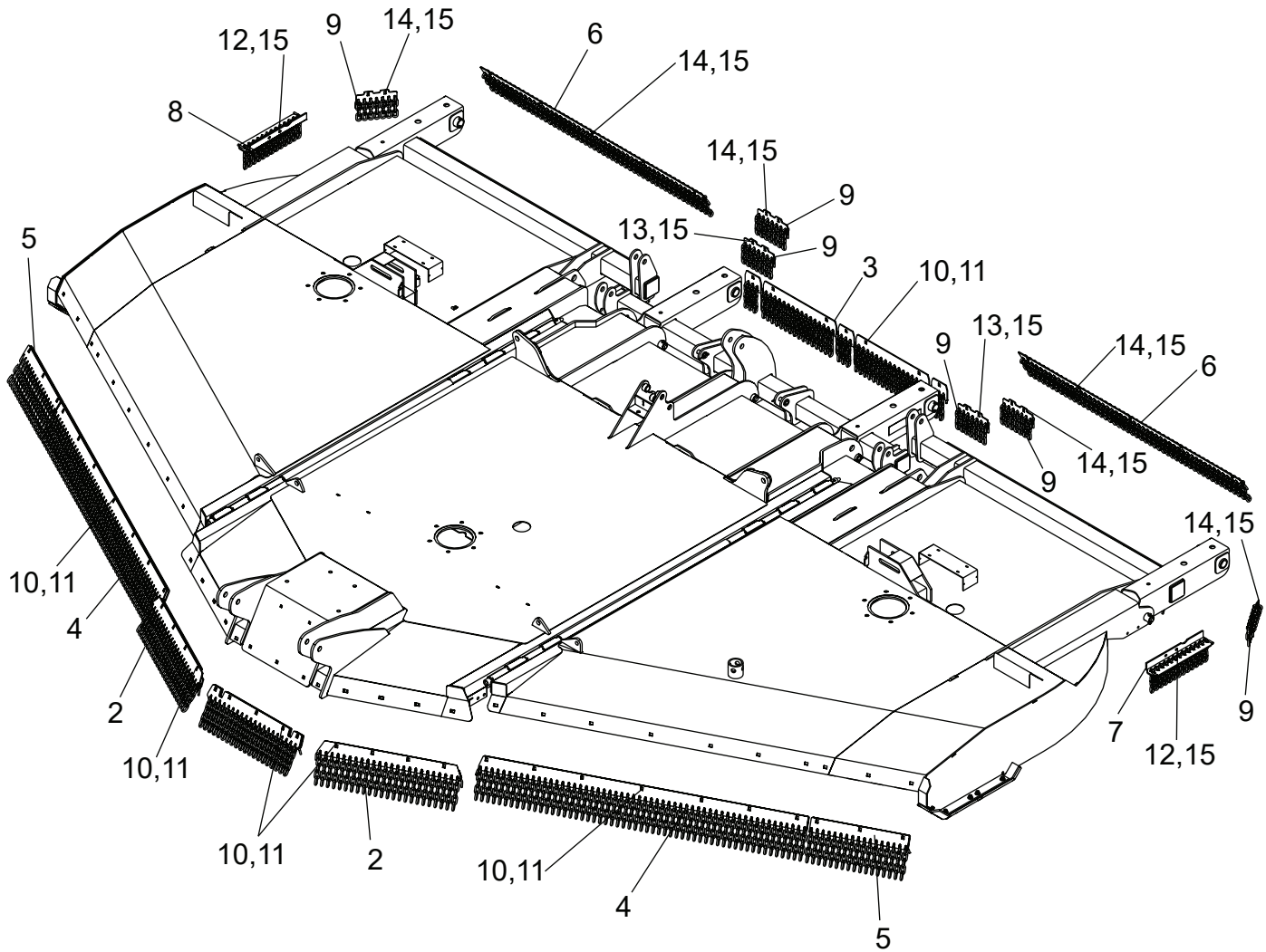


RIGHT SIDE

Item No.	Part No.	Description	Qty.
1	50074721	Main Harness (7 Pin, 16' Long)	1
2	50072057	Module, Enhance	1
3	50075028	Wishbone Harness (6' Long) Left	1
4	50074723	Dual LED Ag Lamp, Left Side, Amber/Red	1
5	50074724	Dual LED Ag Lamp, Right Side, Red/Amber	1
6	50074725	Wishbone Harness (8' Long)	1
7	50072062	Lens, Red Replacement	2
8	50072063	Lens, Amber Replacement	2
9	50072064	Cover, Black Replacement Lens	4
10	-----	Slit Pn Hd Mach Screw, #10 x 1"	2
11	17020600	Flatwasher, #10	3
12	44520BH	Locknut, #10	2
13	44186BH	Capscrew, 1/4" x 1" Gr. 5	8
14	15918BH	Flatwasher, 1/4"	16
15	15608	Locknut, 1/4" Gr. C	8
16	50074735	Clamp	6
*17	50075304	Light Kit Harness Extension (36")	1

*Not Part of 50075213 Kit Must Order Separately

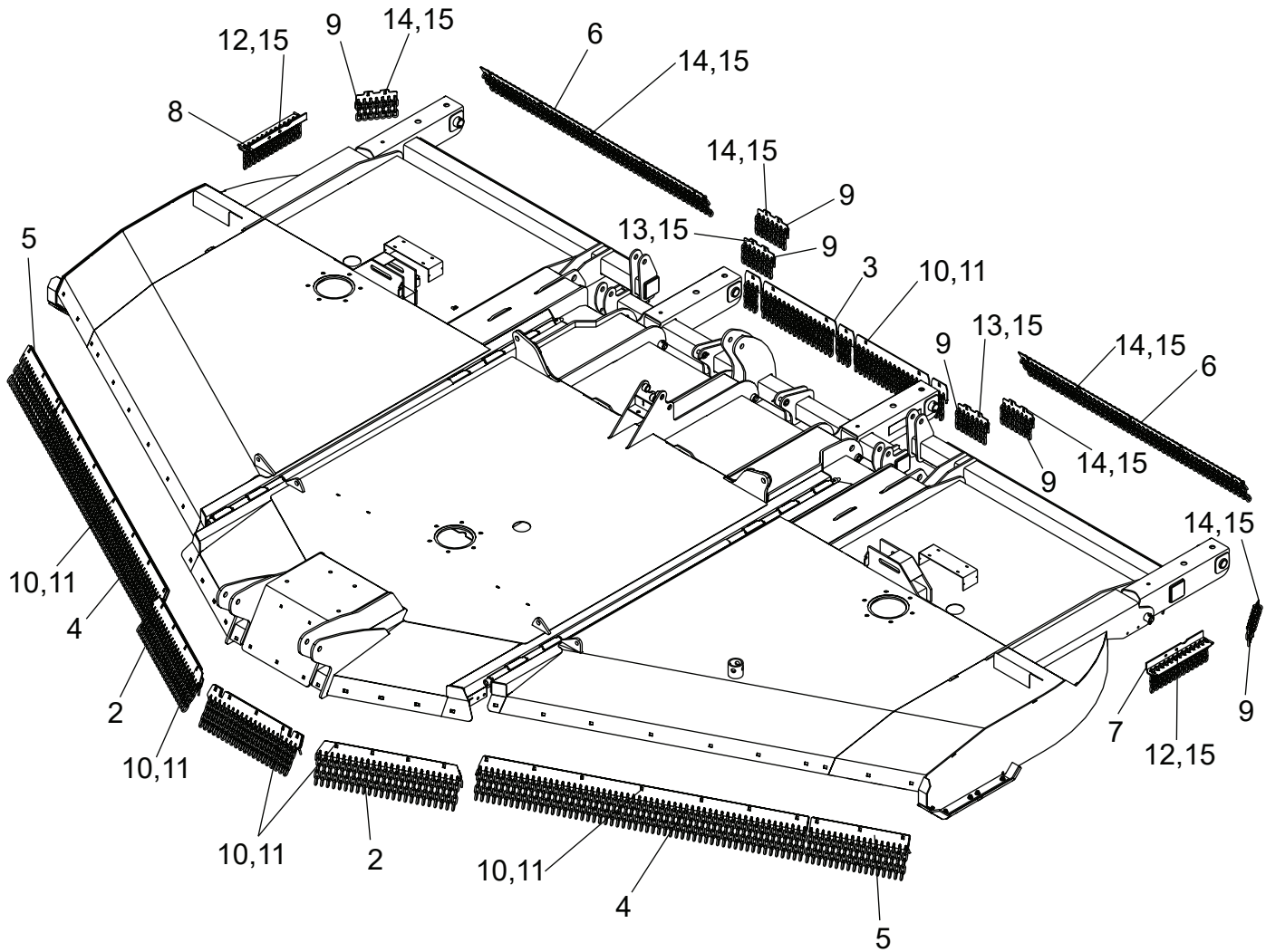
FRONT AND REAR SINGLE ROW HIGHWAY CHAINS 2820 (540 MODELS) 12820 (1000 MODELS)



**FRONT AND REAR
SINGLE ROW HIGHWAY CHAINS
2820 (540 MODELS)
12820 (1000 MODELS)**

Item No.	Part No.	Description	Qty.
1	50071747	Chain Assy, Front Center	1
	50071744	Support, Front Center Chain	1
	50071829	Rod, Chain - 20 Slots	1
	50017264	Chain, Plated - 5 Link	20
2	50073111	Chain Assy, Center Front Side	2
	50072709	Support, Front Outside Chain	1
	50073110	Rod, Chain - 24 Slots	1
	50017264	Chain, Plated - 5 Link	24
3	50069740	Chain Assy, Center Rear	1
	50069741	Support, Rear	2
	50069742	Support, Rear	3
	50069743	Rod, Chain, Rear Center Deck	1
	50017264	Chain, Plated - 5 Link	41
	50018912	Chain, Plated - 4 Link	4
4	50071746	Chain Assy, Front Wing	2
	50071622	Support, Front	1
	50069719	Rod, Chain - 56 Slots	1
	50017264	Chain, Plated - 5 Link	56
5	50073116	Chain Assy, Wing Front Side	2
	50073113	Support, Front Chain	1
	50073115	Rod, Chain - 17 Slots	1
	50017264	Chain, Plated - 5 Link	17
6	50073123	Chain Assy, Wing Axle	2
	50073120	Support, Wing Axle Chain	1
	50073122	Rod, Chain - 50 Slots	1
	50017264	Chain, Plated - 5 Link	50
7	50073130	Chain Assy, Wing LH	1
	50073126	Support, Wing LH Chain	1
	50073128	Rod, Chain - 13 Slots	1
	50018912	Chain, Plated - 4 Link	13
8	50073129	Chain Assy, Wing RH	1
	50073125	Support, Wing RH Chain	1
	50073128	Rod, Chain, 13 Slots	1
	50018912	Chain, Plated - 4 Link	13
9	50069737	Chain Assy, Wing Axle	6
	50069729	Support, Wing Axle Chain	1
	50073323	Chain Cable	1
	50018912	Chain, Plated - 4 Link	7
	50050408	Stop Sleeve	2
10	5161614	Carriage Bolt, 1/2" x 1-1/2" Gr. 5	40
11	19518	Locknut, 1/2" Flanged Gr. G	40
12	1161212	Capscrew, 3/8" x 1-1/4" Gr. 5	4
13	44286	Carriage Bolt, 3/8" x 1-1/2" Gr. 5	4
14	5161212	Carriage Bolt, 3/8" x 1-1/4" Gr. 5	18
15	15583	Locknut, 3/8" Flanged Narrow, Gr. G	26

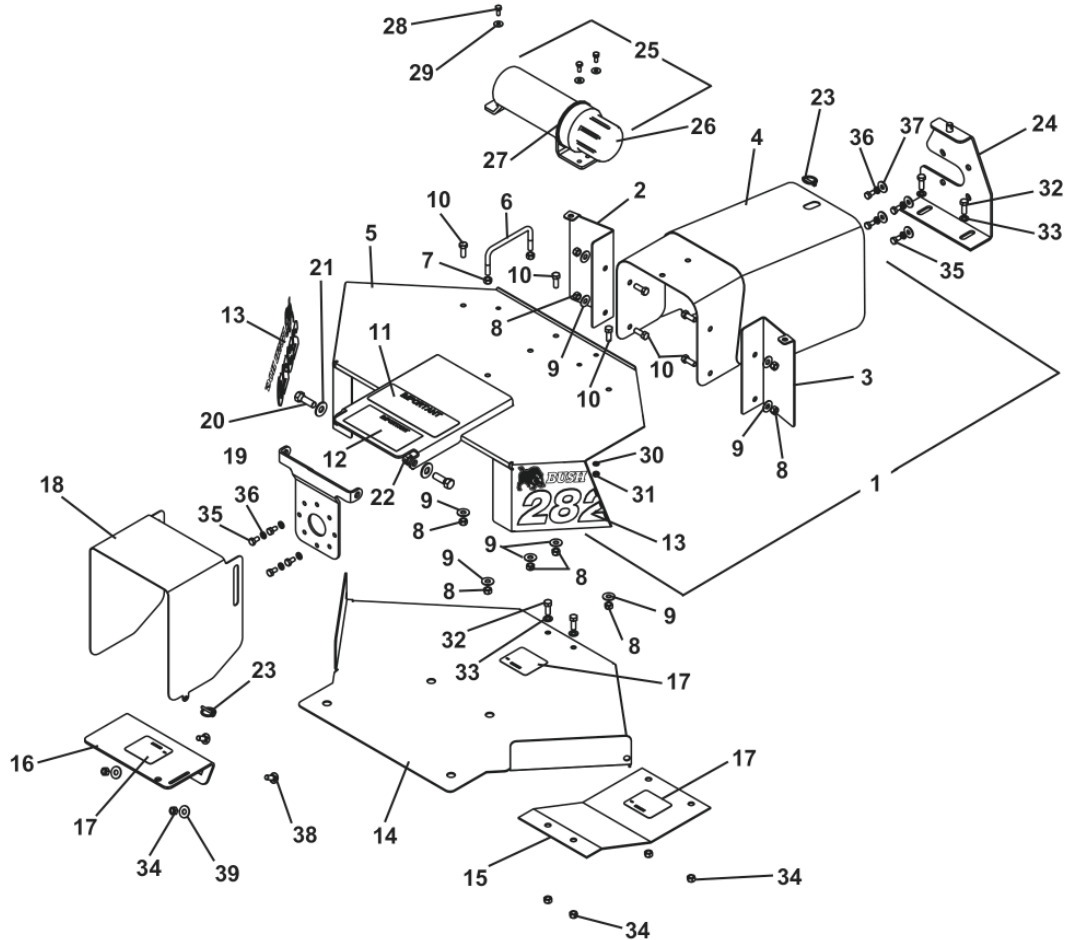
FRONT AND REAR DOUBLE ROW HIGHWAY CHAINS 2814 & 2820 (540 MODELS) 12814 & 12820 (1000 MODELS)



**FRONT AND REAR
DOUBLE ROW HIGHWAY CHAINS
2814 & 2820 (540 MODELS)
12814 & 12820 (1000 MODELS)**

Item No.	Part No.	Description	Qty.
1	50071750	Chain Assy, Front Center	1
	50071744	Support, Front Center Chain	1
	50071829	Rod, Chain - 20 Slots	1
	50029803	Chain, Plated - 9 Link	20
2	50073816	Chain Assy, Center Front Side	2
	50072709	Support, Front Outside Chain	1
	50073110	Rod, Chain - 24 Slots	1
	50029803	Chain, Plated - 9 Link	24
3	50070270	Chain Assy, Center Rear	1
	50069741	Support, Rear	2
	50069742	Support, Rear	3
	50069743	Rod, Chain, Rear Center Deck	1
	50029803	Chain, Plated - 9 Link	41
	50017212	Chain, Plated - 7 Link	4
4	50071749	Chain Assy, Front Wing	2
	50071622	Support, Front	1
	50069719	Rod, Chain - 56 Slots	1
	50029803	Chain, Plated - 9 Link	56
5	50073817	Chain Assy, Wing Front Side	2
	50073113	Support, Front Chain	1
	50073115	Rod, Chain - 17 Slots	1
	50029803	Chain, Plated - 9 Link	17
6	50073818	Chain Assy, Wing Axle	2
	50073120	Support, Wing Axle Chain	1
	50073122	Rod, Chain - 50 Slots	1
	50029803	Chain, Plated - 9 Link	50
7	50073820	Chain Assy, Wing LH (2820 & 12820)	1
	50073126	Support, Wing LH Chain	1
	50073128	Rod, Chain - 13 Slots	1
	50017212	Chain, Plated - 7 Link	13
8	50073819	Chain Assy, Wing RH	1
	50073125	Support, Wing RH Chain	1
	50073128	Rod, Chain, 13 Slots	1
	50017212	Chain, Plated - 7 Link	13
9	50070272	Chain Assy, Wing Axle	6
	50069729	Support, Wing Axle Chain	1
	50073323	Chain Cable	1
	50017212	Chain, Plated - 7 Link	7
	50050408	Stop Sleeve	2
10	5161614	Carriage Bolt, 1/2" x 1-1/2" Gr. 5	40
11	19518	Locknut, 1/2" Flanged Gr. G	40
12	1161212	Capscrew, 3/8" x 1-1/4" Gr. 5	4
13	44286	Carriage Bolt, 3/8" x 1-1/2" Gr. 5	4
14	5161212	Carriage Bolt, 3/8" x 1-1/4" Gr. 5	18
15	15583	Locknut, 3/8" Flanged Narrow, Gr. G	26

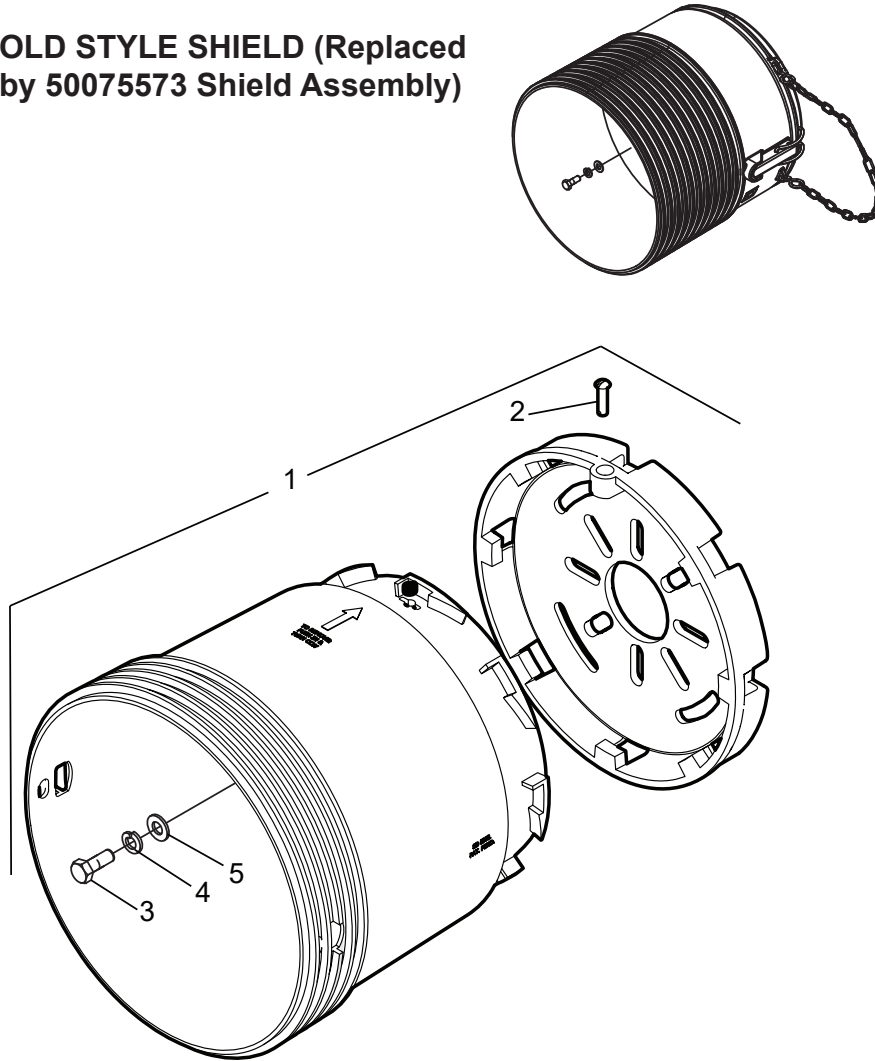
CENTER SHIELD ASSEMBLY



Item No.	Part No.	Description	Qty.	Item No.	Part No.	Description	Qty.
1	50073146	Center Shield Assy w/Decals (includes items 2-12)	1	19	50068964	Shield, Pivot Bracket	1
2	50070530	Shield, Transfer - RH	1	20	15093	Capscrew, 1/2" x 1-1/2" Gr. 5	2
3	50070532	Shield, Transfer - LH	1	21	15916	Flatwasher, 1/2"	2
4	50073140	Weldment, Rear Shield	1	22	15554	Locknut, 1/2"	2
5	-----	Weldment, Shield	1	23	69391	Lynch Pin	2
6	50027637	U-Bolt, Foot Platform	1	24	50070528	Weldment, Rear Shield Support	1
7	45073	Hex Nut, 3/8" YZ	2	25	50035829	Tube, Owner's Manual	1
8	45105BH	Locknut, 3/8" YZ	9	26	50035831	Cap, Manual Holder	1
9	45063	Flatwasher, 3/8" YZ	9	27	50035830	Seal, Manual Cap	1
10	45086BH	Capscrew, 3/8" x 1" Gr. 5 YZ	7	28	1160805	Capscrew, 1/4" x 5/8" Gr. 5	3
11	87340	Decal, Important	1	29	15918BH	Flatwasher, 1/4"	3
12	91443	Decal, Important	1	30	15905	Lockwasher 1/4"	3
13	50081827	Decal, Model - 2820	1	31	15531BH	Hex Nut, 1/4"	3
	50081828	Decal, Model - 12820	1	32	20034	Capscrew, 3/8" x 1" Gr. 5	4
	50081865	Decal, Model - 2814	1	33	15830	Flatwasher, 3/8" SAE	4
	50081866	Decal, Model - 12814	1	34	9131200	Locknut, 3/8" Gr. C	6
14	50074171	Shield, Bott. Transfer w/Decal	1	35	90560	Capscrew, M8 x 1.25 x 15 G8.8	8
15	50074177	Shield, Rear Bott. w/Decal	1	36	44311BH	Lockwasher, M8	8
16	50069424	Shield, Input Bott. w/Decal	1	37	44216	Flatwasher, M8	8
17	D546	Decal, Danger	3	38	44109BH	Carriage Bolt, 3/8" x 1" Gr. 5	2
18	50069383	Shield, Input Top	1	39	15915BH	Flatwasher, 3/8"	2

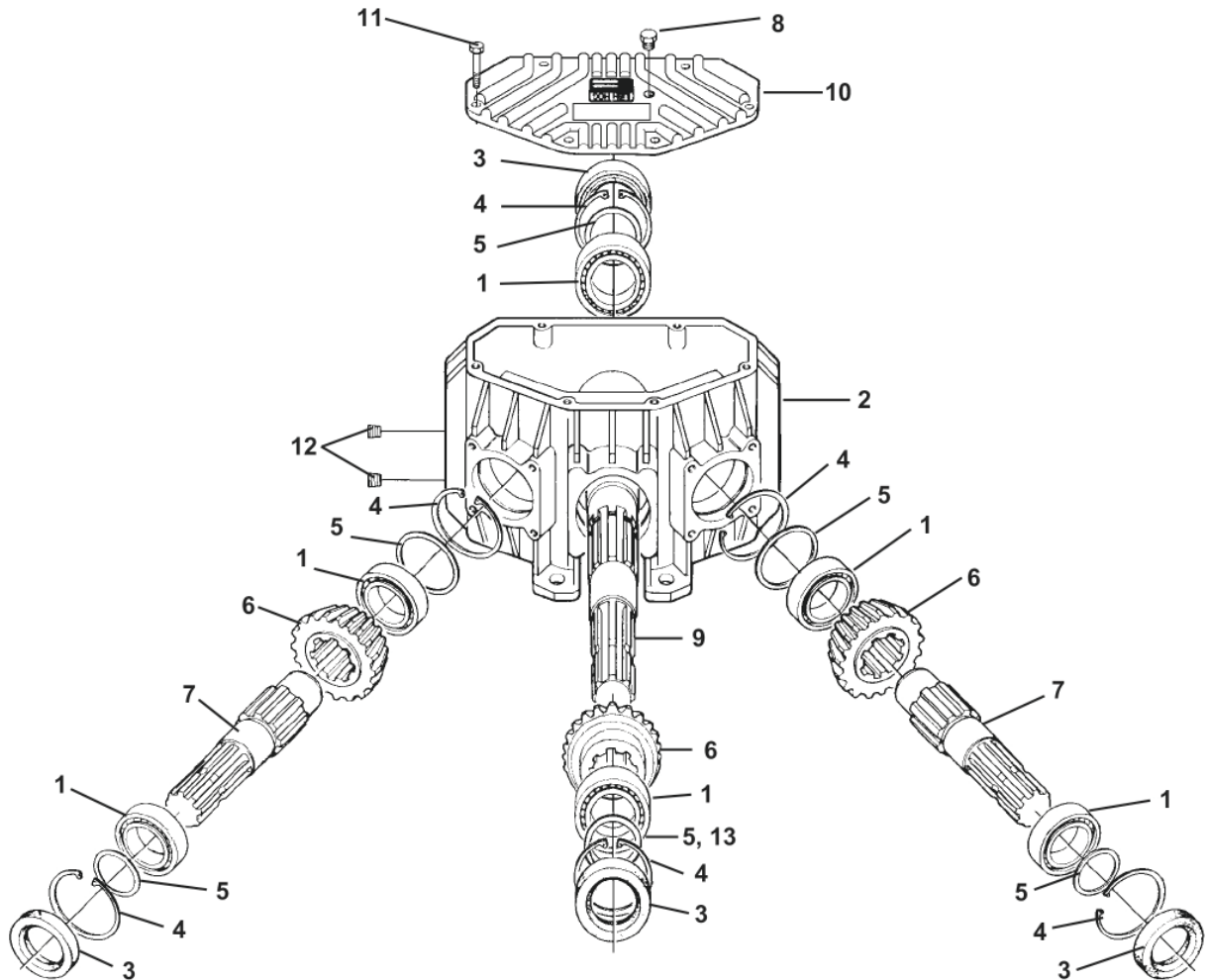
WING DRIVELINE SHIELD CONE

OLD STYLE SHIELD (Replaced by 50075573 Shield Assembly)



Item No.	Part No.	Description	Qty.
1	50075573	Shield Assy.	1
2	50075575	Fastener, 1/4" Turn	1
3	90560	Capscrew, M8 x 1.25 x 15 G8.8 w/Patch	4
4	44311BH	Lockwasher M8	4
5	44216	Flatwasher, M8	4

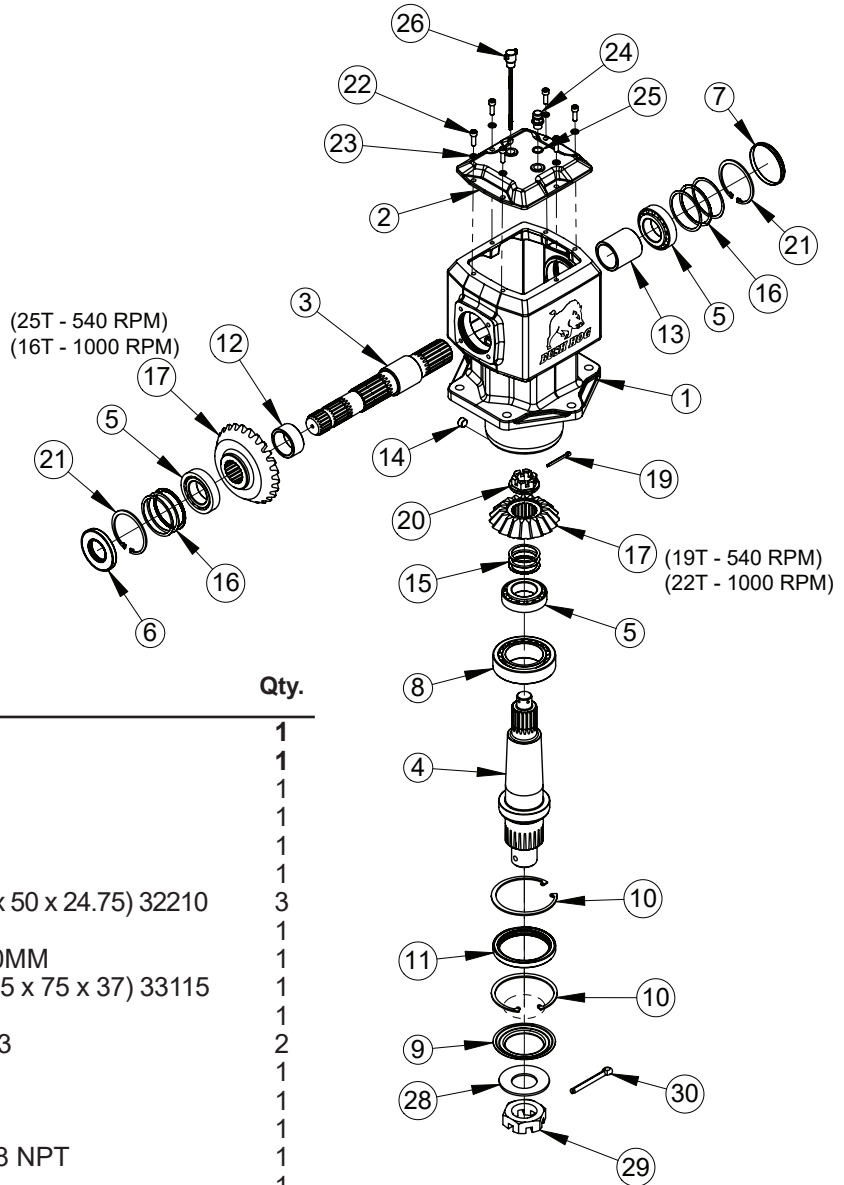
71203 TRANSFER GEARBOX ASSEMBLY Used on 2814, 2820, 12814, 12820 & 12820 Shredder



Item No.	Part No.	Description	Qty.
	71203	Gearbox Assy	1
1	70796	Bearing	6
2	76671	Casing	1
3	50068116	Oil Seal	4
4	70881	Snap Ring	6
5	70752	Shim .3	6
6	50076038	Gear, Kit (1- 20T & 2-24T Gears)	1
7	76673	Shaft, 1-3/4" Z20	2
8	80538	Vent Plug	1
9	76675	Shaft, 1-3/4" Z20	1
10	76676	Cover	1
11	44489BH	Capscrew, M10 x 1.5 x 35 Gr. 8.8	6
12	70181	Gas Plug, 3/8"	2
13	70753	Shim .4	6
	70754	Shim .5	6
	70755	Shim .6	6

**50071973BH - CENTER GEARBOX ASSY., EZ225B, RATIO 1:1.32
MODEL 2814 & 2820 (540 RPM)**

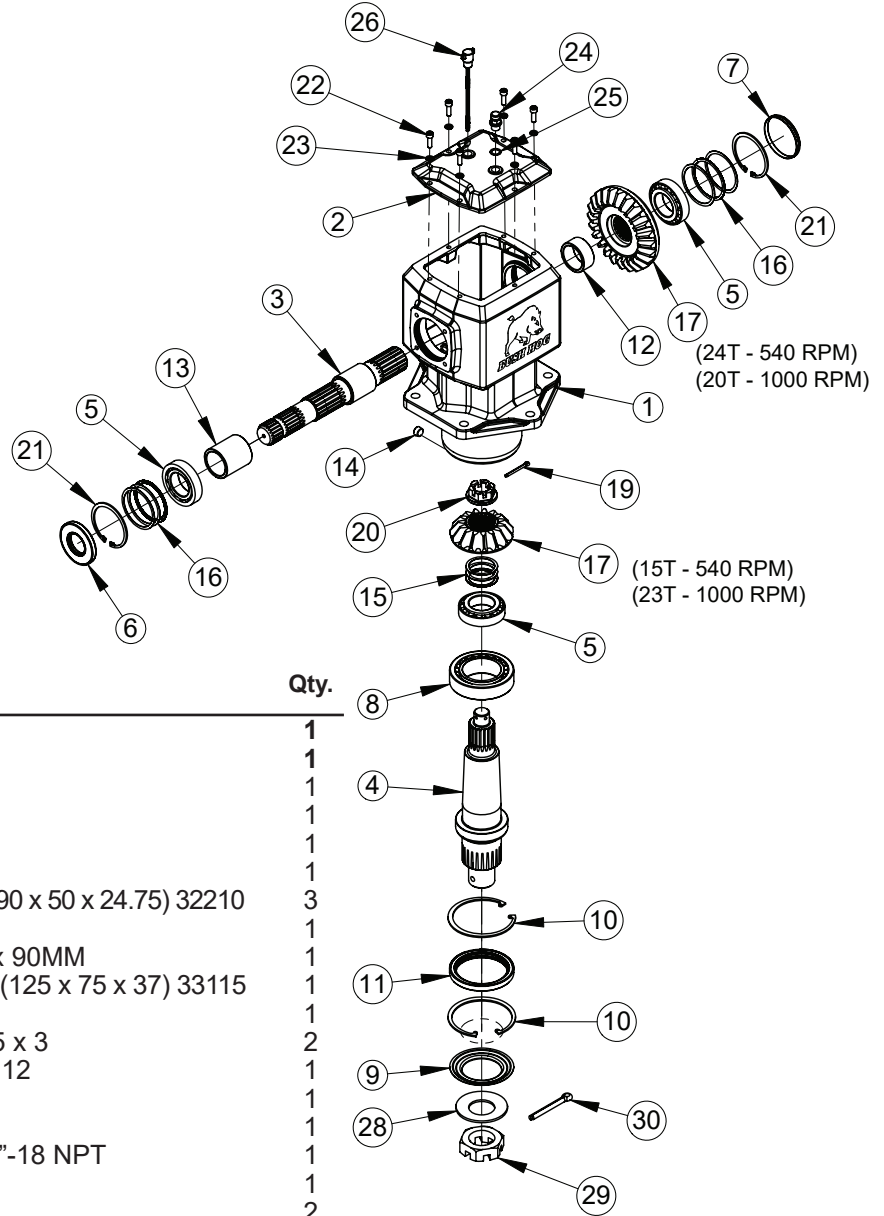
**50071974BH - CENTER GEARBOX ASSY., EZ225B, RATIO 1.375:1
MODEL 12814 (1000 RPM) 12820 (1000 RPM) & 12820 SHREDDER (1000 RPM)**



Item No.	Part No.	Description	Qty.
	50071973BH	Gearbox Assembly	1
	50071974BH	Gearbox Assembly	1
1	-----	Housing	1
2	00790887	Cap, Top	1
3	00790924	Shaft, Input	1
4	50069790	Shaft, Output	1
5	00779007	Bearing, Tapered Roller (90 x 50 x 24.75) 32210	3
6	00790889	Seal, Oil 90 x 44 x 10	1
7	50074090	Sight Window, Gearbox 90MM	1
8	00790928	Bearing, Tapered Roller (125 x 75 x 37) 33115	1
9	50069791	Protector, Seal	1
10	00790931	Ring, Internal Snap 125 x 3	2
11	00790930	Seal, Oil 101.6 x 125 x 12	1
12	00790932	Spacer, Small - Input	1
13	00790933	Spacer, Large - Input	1
14	13033	Plug, Socket Head, 3/8"-18 NPT	1
15	00790939	Kit, HD225 Shim	1
16	00790892	Kit, Input Shim	2
17	00790944	Kit, Gear 1:1.32 Ratio (25T & 19T) - 50071973BH	1
	00790950	Kit, Gear 1.375:1 Ratio (22T & 16T) - 50071974BH	1
19	70497	Cotter Pin, M5 x 50	1
20	00790937	Hex Nut, Slotted Flg, M30-2.0	1
21	00790891	Ring, Internal Snap, 90 x 3	2
22	00790896	Bolt, Socket Hd, M8 x 1.25 x 20	6
23	701611C	Lockwasher, M8	6
24	00790985	Plug, Vent, M16-1.5	1
25	00790983	Washer, Sealing, M16	1
26	4038612	Dipstick, Oil	1
28	50071362	Washer, Spring 2"	1
29	50071363	Hex Nut, Slotted Jam, 2"-12	1
30	50071364	Cotter Pin, 10MM x 100MM	1

**50071562BH - RH WING GEARBOX ASSY., EZ225B, RATIO 1:1.6
MODEL 2814 & 2820 (540 RPM)**

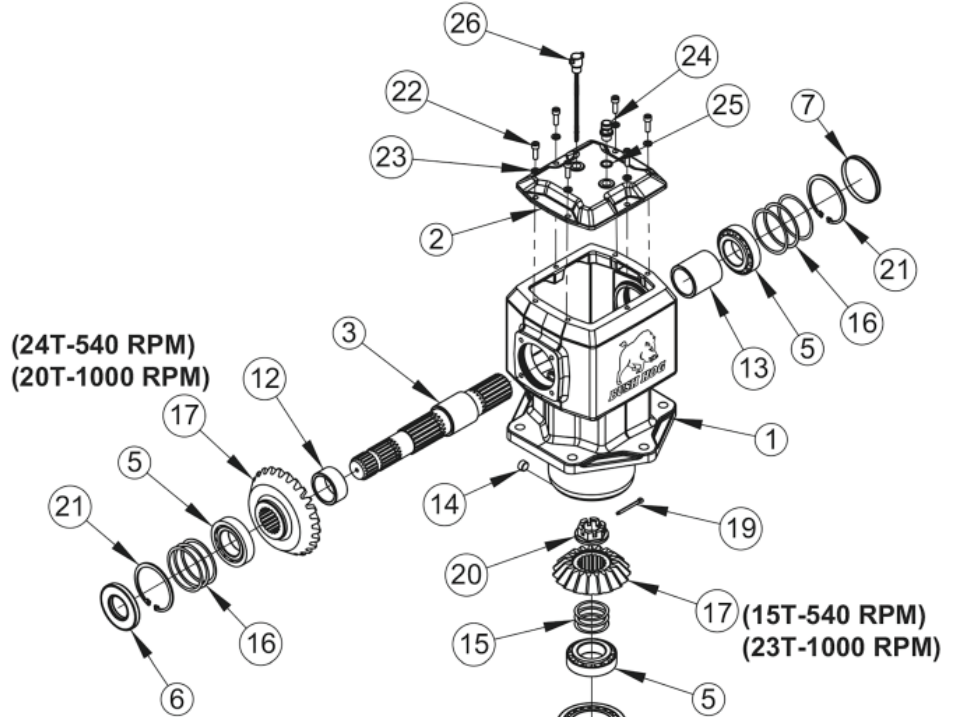
**50071972BH - RH WING GEARBOX ASSY., EZ225B, RATIO 1.15:1
MODEL 12814 (1000 RPM) 12820 (1000 RPM) & 12820 SHREDDER (1000 RPM)**



Item No.	Part No.	Description	Qty.
	50071562BH	Gearbox Assembly	1
	50071972BH	Gearbox Assembly	1
1	-----	Housing	1
2	00790887	Cap, Top	1
3	00790924	Shaft, Input	1
4	50069790	Shaft, Output	1
5	00779007	Bearing, Tapered Roller (90 x 50 x 24.75) 32210	3
6	00790889	Seal, Oil 90 x 44 x 10	1
7	50074090	Sight Window, Gearbox 90MM	1
8	00790928	Bearing, Tapered Roller (125 x 75 x 37) 33115	1
9	50069791	Protector, Seal	1
10	00790931	Ring, Internal Snap 125 x 3	2
11	00790930	Seal, Oil 101.6 x 125 x 12	1
12	00790932	Spacer, Small - Input	1
13	00790933	Spacer, Large - Input	1
14	13033	Plug, Socket Head, 3/8"-18 NPT	1
15	00790939	Kit, HD225 Shim	1
16	00790892	Kit, Input Shim	2
17	00790934	Kit, Gear 1:1.6 Ratio (24T & 15T) - 50071562BH	1
	00790947	Kit, Gear 1.15:1 Ratio (23T & 20T) - 50071972BH	1
19	70497	Cotter Pin, M5 x 50	1
20	00790937	Hex Nut, Slotted Flg, M30-2.0	1
21	00790891	Ring, Internal Snap, 90 x 3	2
22	00790896	Bolt, Socket Hd, M8 x 1.25 x 20	6
23	701611C	Lockwasher, M8	6
24	00790985	Plug, Vent, M16-1.5	1
25	00790983	Washer, Sealing, M16	1
26	4038612	Dipstick, Oil	1
28	50071362	Washer, Spring 2"	1
29	50071363	Hex Nut, Slotted Jam, 2"-12	1
30	50071364	Cotter Pin, 10MM x 100MM	1

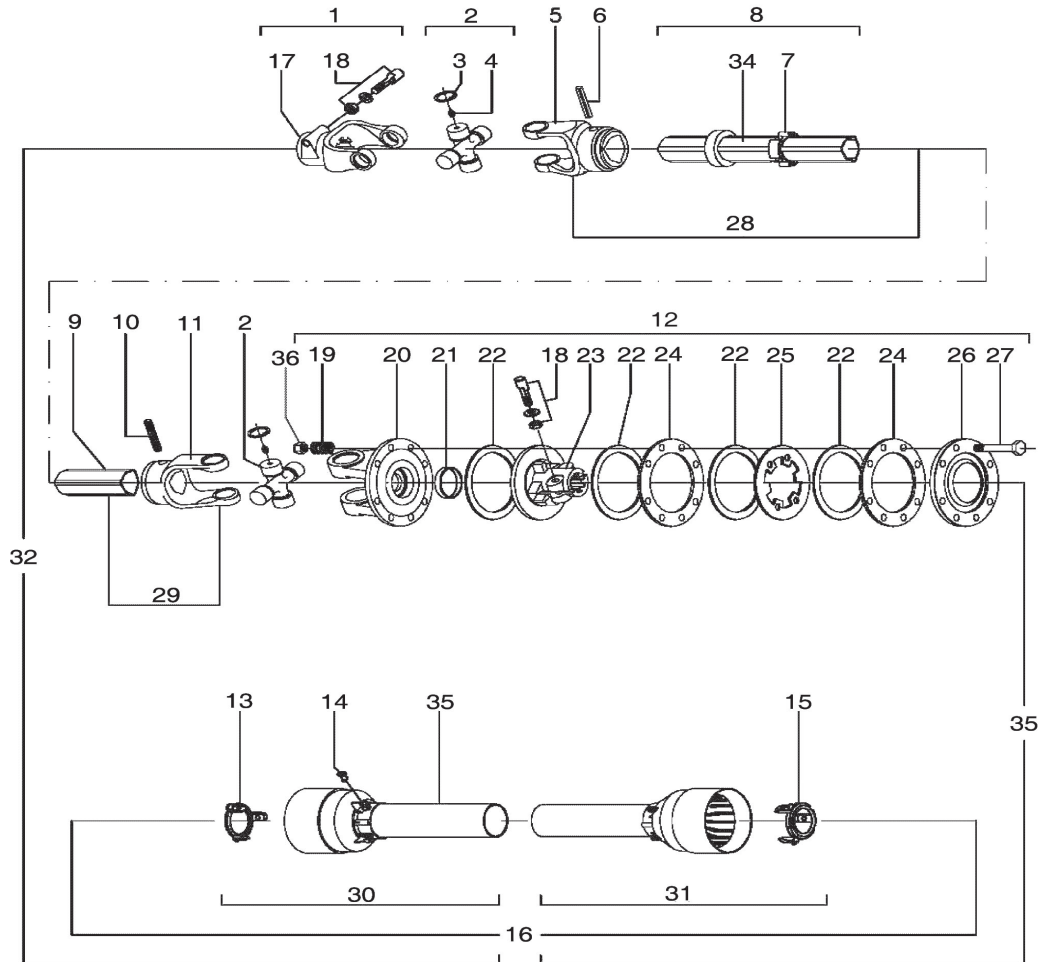
**50071561BH - LH WING GEARBOX ASSY., EZ225B, RATIO 1:1.6
MODEL 2820 (540 RPM)**

**50071563BH - LH WING GEARBOX ASSY., EZ225B, RATIO 1.15:1
MODEL 12820 (1000 RPM) & 12820 SHREDDER (1000 RPM)**



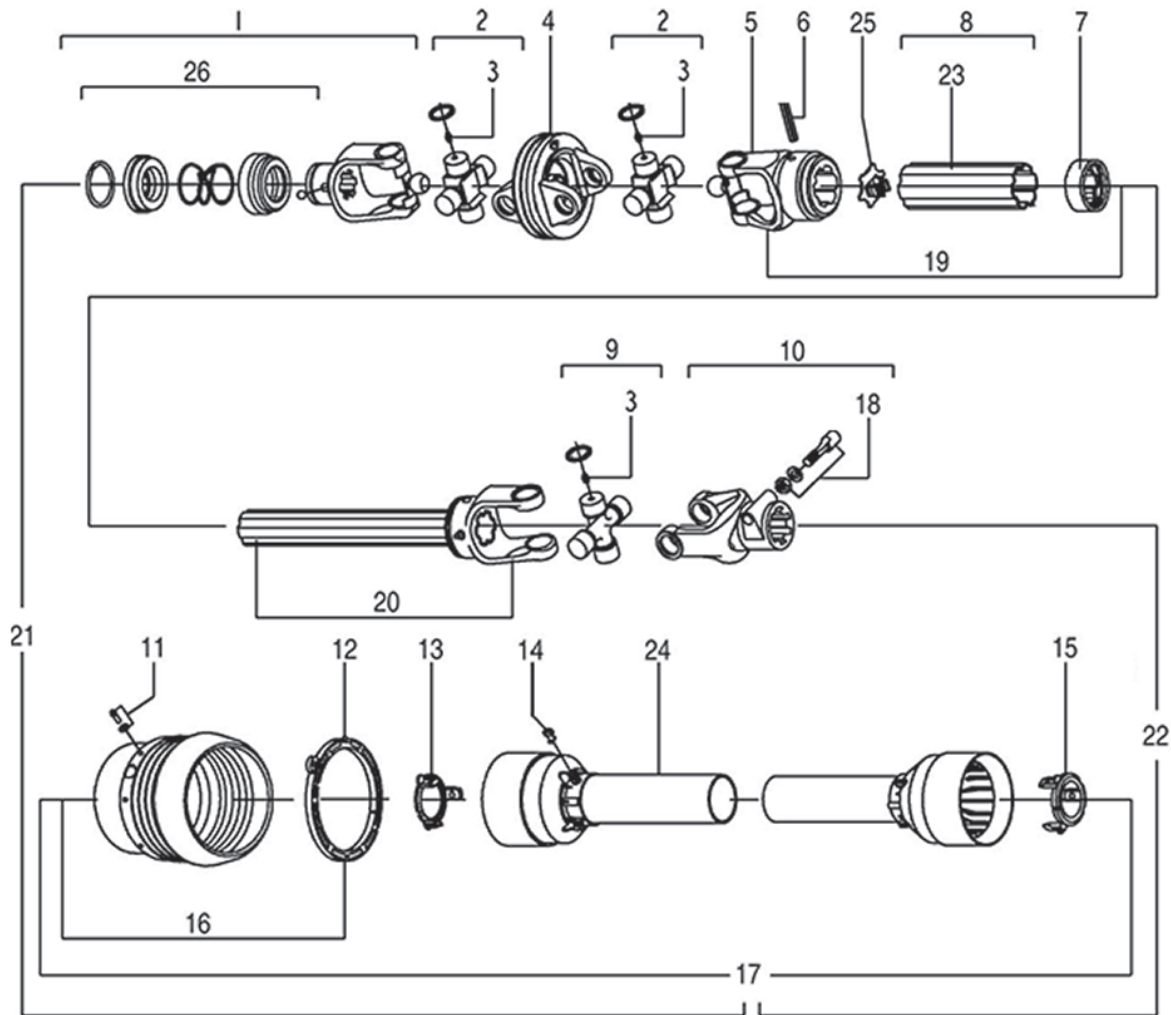
Item No.	Part No.	Description	Qty.
	50071561BH	Gearbox Assembly	1
	50071563BH	Gearbox Assembly	1
1	-----	Housing	1
2	00790887	Cap, Top	1
3	00790924	Shaft, Input	1
4	50069790	Shaft, Output	1
5	00779007	Bearing, Tapered Roller (90 x 50 x 24.75) 32210	3
6	00790889	Seal, Oil 90 x 44 x 10	1
7	50074090	Sight Window, Gearbox 90MM	1
8	00790928	Bearing, Tapered Roller (125 x 75 x 37) 33115	1
9	50069791	Protector, Seal	1
10	00790931	Ring, Internal Snap 125 x 3	2
11	00790930	Seal, Oil 101.6 x 125 x 12	1
12	00790932	Spacer, Small - Input	1
13	00790933	Spacer, Large - Input	1
14	13033	Plug, Socket Head, 3/8"-18 NPT	1
15	00790939	Kit, HD225 Shim	1
16	00790892	Kit, Input Shim	2
17	00790934	Kit, Gear 1:1.6 Ratio (24T & 15T) - 50071561BH	1
	00790947	Kit, Gear 1.15:1 Ratio (23T & 20T) - 50071563BH	1
19	70497	Cotter Pin, M5 x 50	1
20	00790937	Hex Nut, Slotted Flg, M30-2.0	1
21	00790891	Ring, Internal Snap, 90 x 3	2
22	00790896	Bolt, Socket Hd, M8 x 1.25 x 20	6
23	701611C	Lockwasher, M8	6
24	00790985	Plug, Vent, M16-1.5	1
25	00790983	Washer, Sealing, M16	1
26	4038612	Dipstick, Oil	1
28	50071362	Washer, Spring 2"	1
29	50071363	Hex Nut, Slotted Jam, 2"-12	1
30	50071364	Cotter Pin, 10MM x 100MM	1

50073194 - DRIVELINE ASSY. W/CLUTCH (WING)
FOR 2814, 2820, 12814 & 12820 MODELS
1-3/4" - 20 SPLINE, ASAE SIZE 5
MANUFACTURED BY COMER / EG



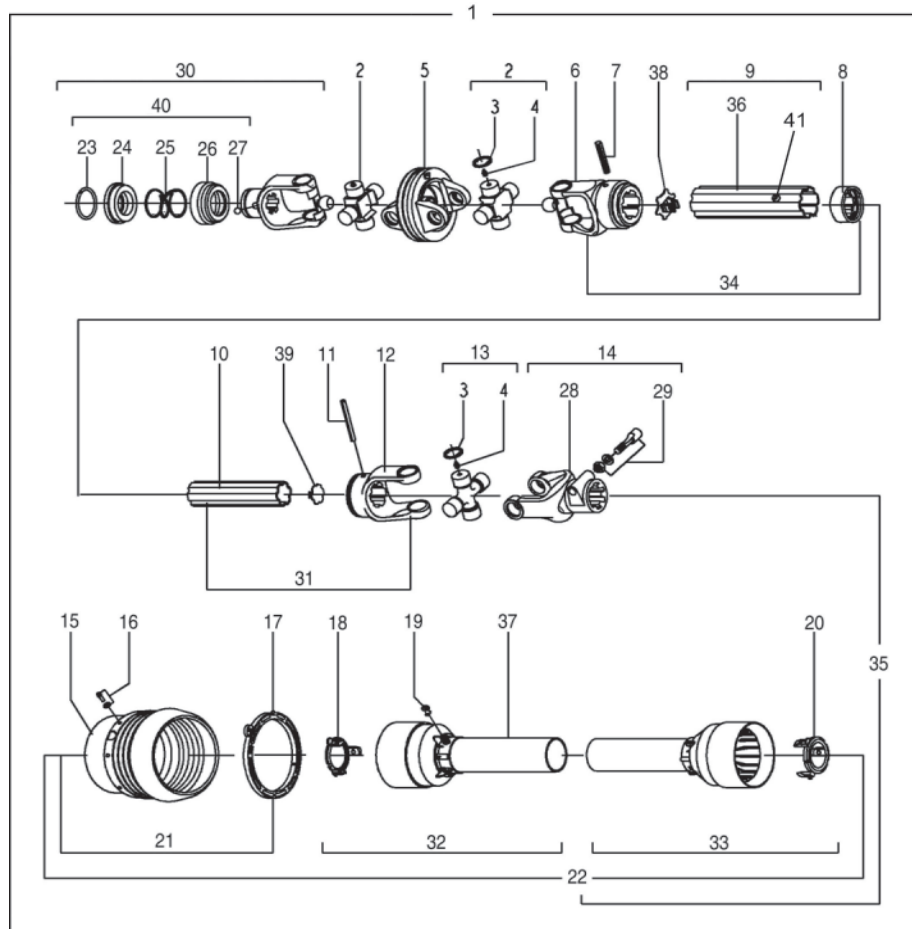
Item No.	Part No.	Description	Qty.	Item No.	Part No.	Description	Qty.
	50073194	Driveline Assembly w/Clutch	1	19	76080	Spring	8
1	76239BH	Complete Yoke 155	1	20	76331	Flanged Yoke	1
2	76998	Cross Journal Set	2	21	76082	Bushing	1
3	-----	Circlip	8	22	76083	Lining Ring	4
4	76335	Grease Nipple	2	23	76458	Clutch Support F49	1
5	78134	Outer Yoke	1	24	76085	Inner Plate	1
6	67108	Roll Pin For Outer Tube	1	25	76197	Intermediate Plate	1
7	76274	Bushing w/Grease Fitting	1	26	76086	Pressure Plate	1
8	50074184	Complete Outer Tube	1	27	44159BH	Capscrew, M10 x 1.5 x 100	8
9	50074185	Inner Tube	1	28	-----	Female Tube w/Yoke & Label	1
10	67085	Roll Pin For Inner Tube	1	29	-----	Male Tube w/Yoke	1
11	67086	Inner Yoke	1	30	-----	Half Female Guarding w/Label	1
12	50061008	Complete Disc Clutch F49	1	31	-----	Half Male Guarding	1
13	50056403	Guard Ret. Collar (Outer Tube)	1	32	-----	Half Female Shaft w/Guarding	1
14	50056404	Bolt	6	33	-----	Half Male Shaft w/Guarding	1
15	50056405	Guard Ret. Collar (Inner Tube)	1	34	78786	Decal, Danger - Outer Tube	1
16	50074186	Complete Guard w/Instruct. Manual	2	35	78608	Decal, Danger - Outer Guard Tube	1
17	-----	Yoke 155	1	36	44154BH	Locknut, M10 x 1.5	8
18	76247	Tapered Pin Set, 1-3/4"	2				

**50054670SP - C.V. DRIVESHAFT
(REPLACED BY 50074699SP DRIVESHAFT ASSEMBLY)
1-3/4" - 20 SPLINE, ASAE SIZE 5
MANUFACTURED BY COMER / EG
12820 & 12820 Shredder (1000 RPM Models)**



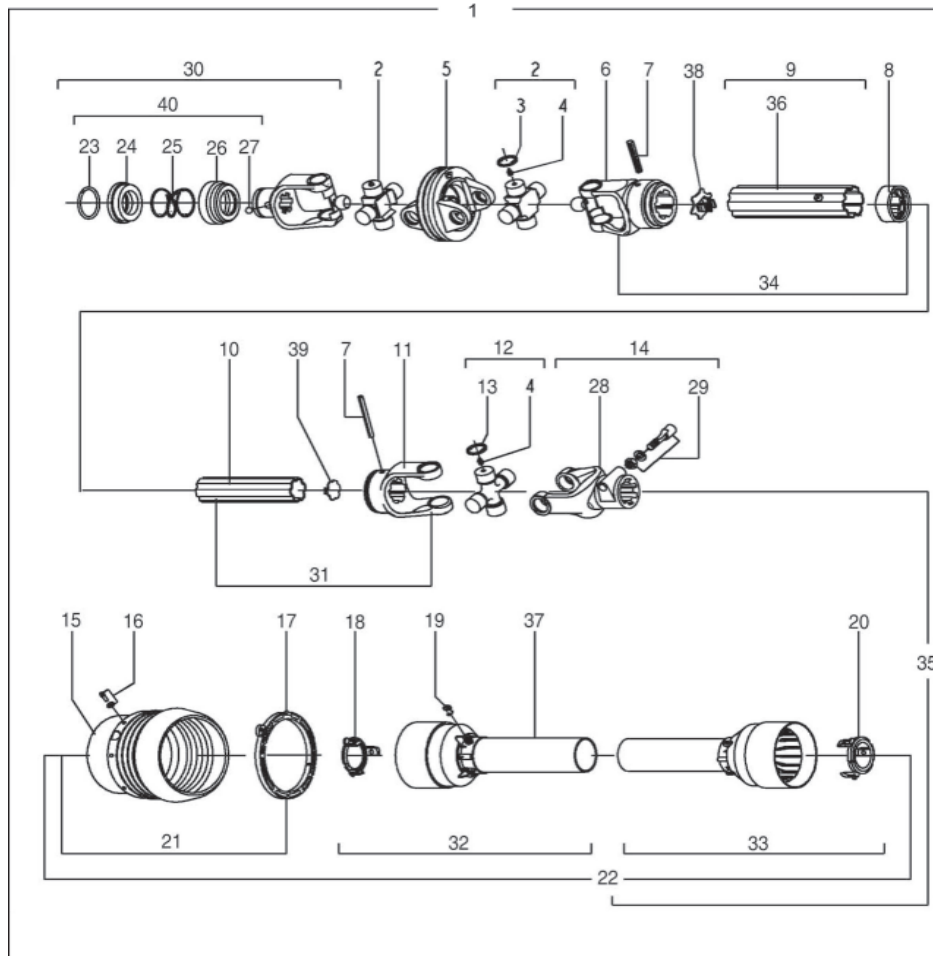
Item No.	Part No.	Description	Qty.	Item No.	Part No.	Description	Qty.
	50054670SP	Driveline Assembly	1	14	50056404	Bolt	6
1	50056927	Complete Collar Yoke (Tractor)	1	15	50056405	Guard Ret. Collar (Inner Tube)	1
2	50056400	Cross Journal Set	2	16	50056406	Guard Cone Set	1
3	76335	Grease Nipple	3	17	50056407	Complete Guard w/Instr. Manual	1
4	76357	Wide Angle Double Yoke	1	18	76247	Tapered Pin Set, 1-3/4"	1
5	76896	Outer Yoke	1	19	50056408	Female Tube w/Yoke & Lube System	1
6	67108	Roll Pin For Outer Tube	1	20	50056409	Male Tube w/Yoke & Lube System	1
7	76897	Wiper	1	21	-----	Half Female Shaft w/Guarding	1
8	76903	Complete Outer Tube	1	22	50056413	Half Male Shaft w/Guarding	1
9	50056401	Cross Journal Set	1	23	78786	Danger Decal for Outer Tube	1
10	76239BH	Complete Yoke	1	24	78608	Danger Decal for Outer Guard Tube	1
11	76362	Screw Kit	6	25	76899	Plastic Cap	1
12	50056402	Bearing Ring	1	26	50017502	Kit Collar for Yoke, 1-3/4"	1
13	50056403	Guard Ret. Collar (Outer Tube)	1				

**50069764SP - C.V. DRIVESHAFT
 INPUT: 1-3/8" - 6 SPLINE, ASAE SIZE 6
 MANUFACTURED BY COMER / EG
 2814 & 2820 (540 RPM Models)**



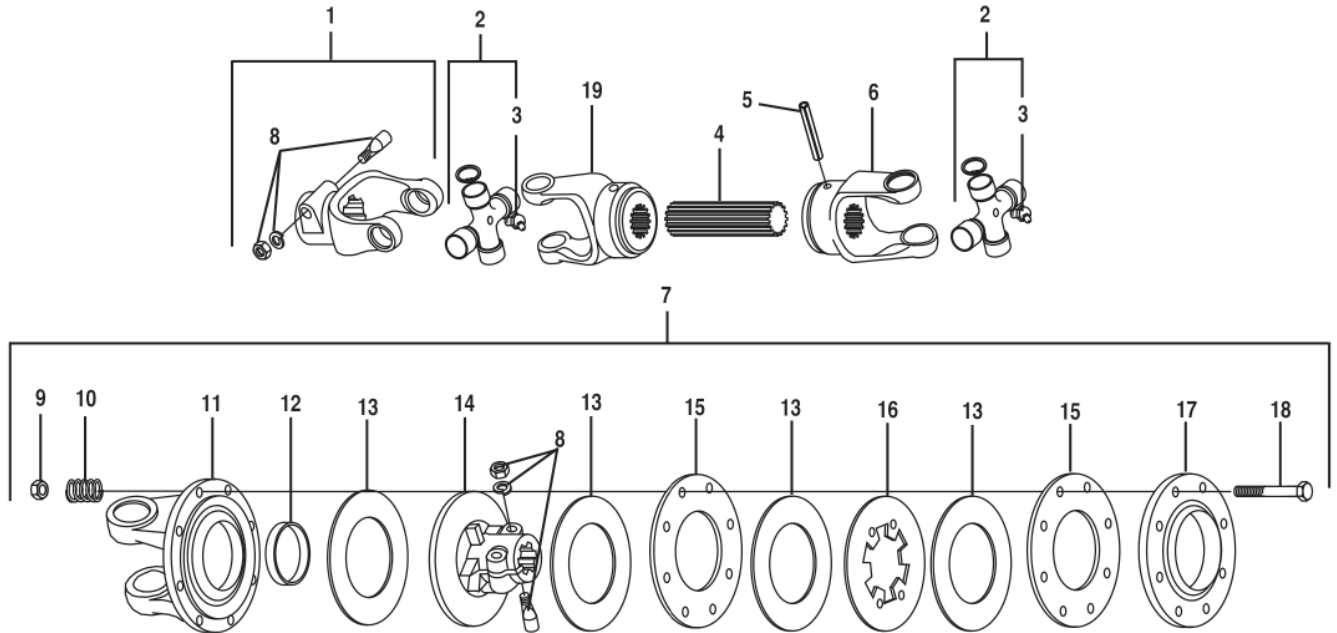
Item No.	Part No.	Description	Qty.	Item No.	Part No.	Description	Qty.
1	50069764SP	Driveshaft Assembly	1	22	50071245	Complete Guard w/Inst. Manual	1
2	50056400	Cross Journal Set	2	23	-----	Outer Circlip	1
3	-----	Circlip	12	24	-----	Sliding Sleeve Collar	1
4	76335	Grease Nipple	3	25	-----	Spring	1
5	76357	Wide Angle Double Yoke	1	26	-----	Fixed Sleeve	1
6	76896	Outer Yoke	1	27	-----	Ball, 1/2"	3
7	67108	Roll Pin - Outer & Inner Tube	1	28	-----	Yoke (See Item 14)	1
8	76897	Wiper	1	29	76247	Tapered Pin Set 1-3/4"	1
9	50071242	Complete Outer Tube	1	30	50017504	Yoke Assy. 1-3/8 - 6 Spline	1
10	50071243	Inner Tube	1	31	-----	Male Tube w/Yoke	1
11	67085	Roll Pin For Inner Tube	1	32	-----	Half Female Guarding w/Label	1
12	50071244	Inner Yoke	1	33	-----	Half Male Guarding (See Item 22)	1
13	50056401	Cross Journal Set	1	34	-----	Female Shaft (See Item 1)	1
14	76239BH	Complete Yoke	1	35	50071246	Half Male Shaft w/Guarding	1
15	-----	Guard Cone	1	36	78786	Decal, Danger - Outer Tube	1
16	76362	Screw Kit	6	37	78608	Decal, Danger - Outer Guard Tube	1
17	50056402	Bearing Ring	1	38	76899	Plastic Cap - Outer Tube	1
18	50056403	Guard Ret. Collar - Outer Tube	1	39	50071247	Plastic Cap - Inner Tube	1
19	50056404	Bolt	6	40	50017480	Kit Collar For Yoke 1-3/8"	1
20	50056405	Guard Ret. Collar - Inner Tube	1	41	50075570	Grease Fitting	1
21	50056406	Guard Cone Set	1				

50069765SP - C.V. DRIVESHAFT
INPUT: 1-3/8" - 21 SPLINE, ASAE SIZE 5
MANUFACTURED BY COMER / EG
12814 & 12820 (1000 RPM Models)



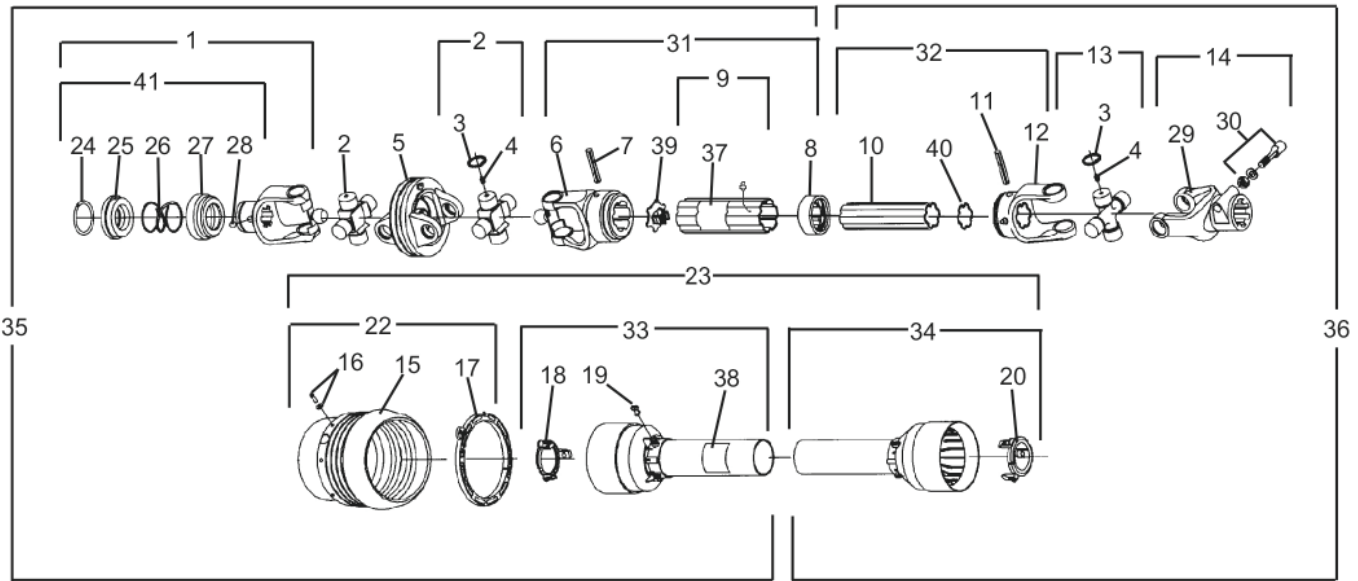
Item No.	Part No.	Description	Qty.	Item No.	Part No.	Description	Qty.
1	50069765SP	Driveshaft Assembly	1	21	50056419	Guard Cone Set	1
2	50056414	Cross Journal Set	2	22	50071251	Complete Guard w/Inst. Manual	1
3	-----	Circlip (See Item 2)	8	23	-----	Outer Circlip (See Item 30 or 40)	1
4	76335	Grease Nipple	3	24	-----	Sliding Sleeve Collar (See Item 30 or 40)	1
5	76421	Wide Angle Double Yoke	1	25	-----	Spring (See Item 30 or 40)	1
6	76893	Outer Yoke	1	26	-----	Fixed Sleeve (See Item 30 or 40)	1
7	66866	Roll Pin - Outer & Inner Tube	2	27	-----	Ball, 1/2" (See Item 30 or 40)	3
8	76894	Wiper	1	28	-----	Yoke (See Item 14)	1
9	50071248	Complete Outer Tube	1	29	76247	Tapered Pin Set 1-3/4"	1
10	50071249	Inner Tube	1	30	50017482	Yoke Assy 1-3/8" - 21 Spline	1
11	50071250	Inner Yoke	1	31	-----	Male Tube w/Yoke (See Item 35)	1
12	50056411	Cross Journal Set	1	32	-----	Half Female Guarding (See Item 22)	1
13	-----	Circlip (See Item 12)	4	33	-----	Half Male Guarding (See Item 22)	1
14	76422	Complete Yoke	1	34	-----	Female Shaft (See Item 1)	1
15	-----	Guard Cone (See item 21)	1	35	50071252	Half Male Shaft w/Guarding	1
16	76362	Screw Kit	6	36	78786	Decal, Danger - Outer Tube	1
17	50056416	Bearing Ring	1	37	78608	Decal, Danger - Outer Guard Tube	1
18	50056417	Guard Ret. Collar - Outer Tube	1	38	76892	Plastic Cap - Outer Tube	1
19	50056404	Bolt	6	39	50071253	Plastic Cap - Inner Tube	1
20	50056418	Guard Ret. Collar - Inner Tube	1	40	50017480	Kit Collar For Yoke 1-3/8"	1

**50058538SP - DRIVESHAFT ASSEMBLY WITH CLUTCH
 CENTER DRIVESHAFT - ASAE SIZE 4
 MANUFACTURED BY COMER / EG
 USED ON 2814, 2820, 12814 & 12820 MODELS**



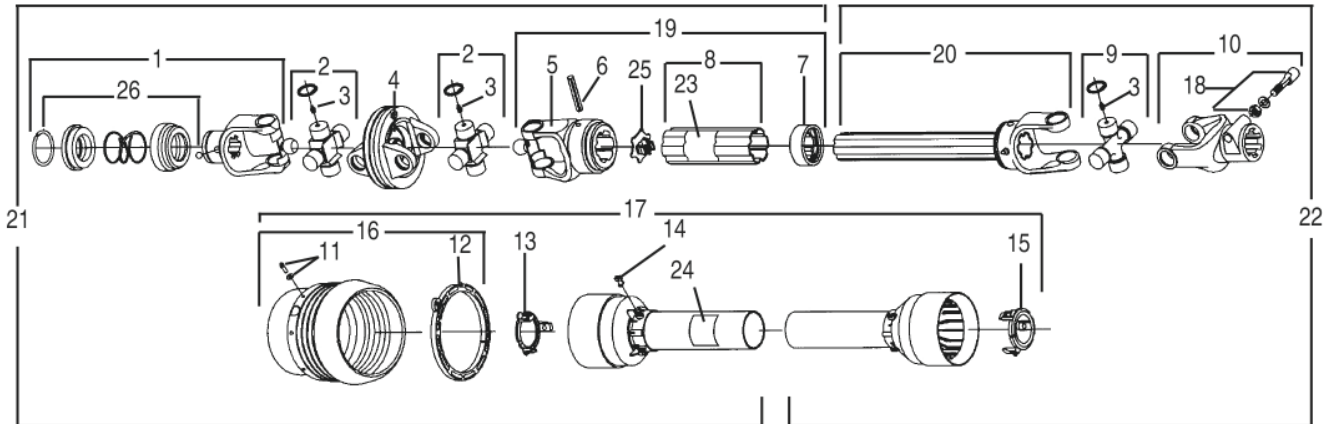
Item No.	Part No.	Description	Qty.
	50058538	Driveline Assembly w/Clutch	1
1	76422	Complete Yoke	1
2	50060543	Cross Journal Set	2
3	76335	Grease Nipple	2
4	76793	Splined Shaft	1
5	66869	Roll Pin for Inner Tube	1
6	67076	Inner Yoke	1
7	76456	Complete Disc Clutch	1
8	76247	Tapered Pin Set, 1-3/4"	2
9	44154BH	Locknut, M10	8
10	76080	Spring	8
11	76164	Flanged Yoke	1
12	76082	Bushing	1
13	76083	Lining Ring	4
14	76458	Clutch Support	1
15	76085	Inner Plate	2
16	76197	Intermediate Plate	1
17	76086	Pressure Plate	1
18	44159BH	Capscrew, M10 x 1.5 x 100	8
19	50060544	Inner Yoke w/o Roll Pin	1

**50074699SP - C.V. DRIVESHAFT
(REPLACES 50054670SP DRIVESHAFT)
INPUT: 1-3/4" - 20 SPLINE, ASAE SIZE 6
MANUFACTURED BY COMER / EG
12814 & 12820 (1000 RPM Models)**



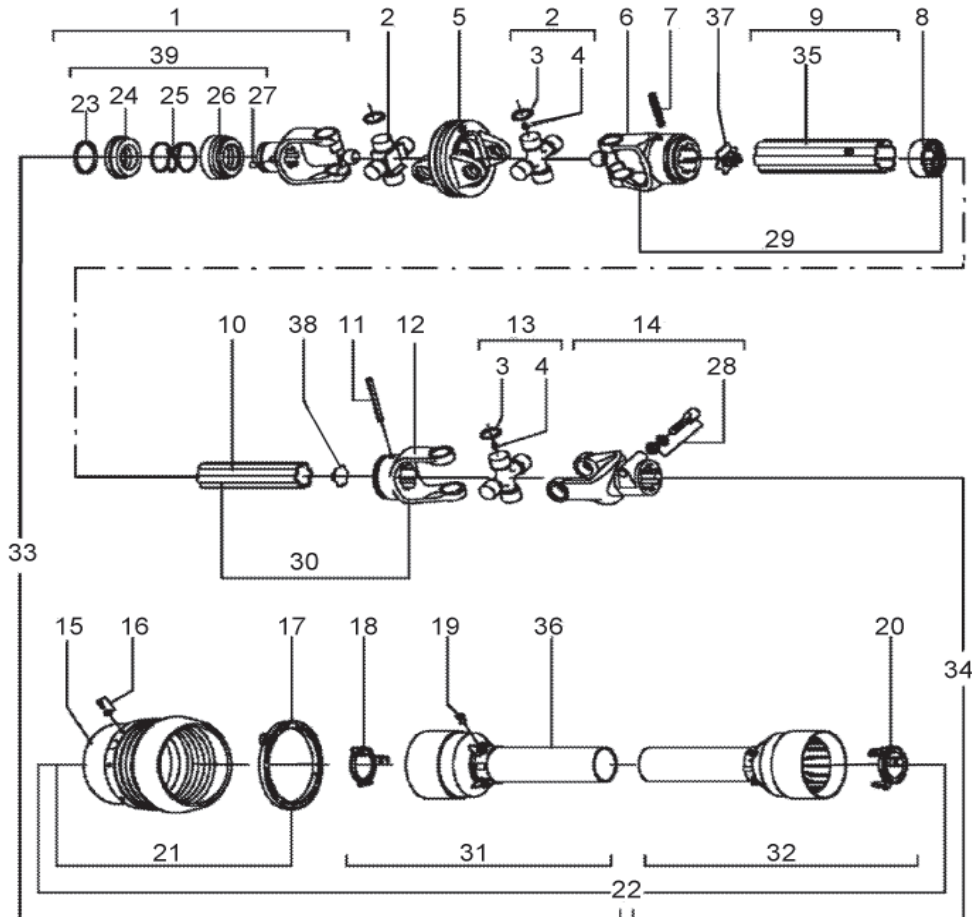
Item No.	Part No.	Description	Qty.	Item No.	Part No.	Description	Qty.
	50074699SP	Assembly, Driveline	1	22	50075192	Guard Cone Set	1
1	50056927	Complete Yoke	1	23	50075193	Complete Guard w/Inst. Manual	1
2	50056400	Cross Journal Set	2	24	-----	Outer Circlip	1
3	-----	Circlip	12	25	-----	Sliding Sleeve Collar	1
4	76335	Grease Nipple	3	26	-----	Spring	1
5	76357	Wide Angle Double Yoke	1	27	-----	Fixed Sleeve	1
6	76896	Outer Yoke	1	28	-----	Ball, 1/2"	3
7	67108	Roll Pin - Outer & Inner Tube	1	29	-----	Yoke	1
8	76897	Wiper	1	30	76247	Tapered Pin Set 1-3/4"	1
9	50075190	Complete Outer Tube	1	31	-----	Female Tube w/Yoke	1
10	50075191	Inner Tube	1	32	-----	Male Tube w/Yoke	1
11	67085	Roll Pin For Inner Tube	1	33	-----	Half Female Guarding w/Label	1
12	50071244	Inner Yoke	1	34	-----	Half Male Guarding	1
13	50056401	Cross Journal Set	1	35	-----	Half Female Shaft w/Guarding	1
14	76239BH	Complete Yoke	1	36	-----	Half Male Shaft w/Guarding	1
15	-----	Guard Cone	1	37	78786	Decal, Danger - Outer Tube	1
16	76362	Screw Kit	6	38	78608	Decal, Danger - Outer Guard Tube	1
17	50056402	Bearing Ring	1	39	76899	Plastic Cap - Outer Tube	1
18	50056403	Guard Ret. Collar - Outer Tube	1	40	50071247	Plastic Cap - Inner Tube	1
19	50056404	Bolt	6	41	50017502	Kit Collar For Yoke 1-3/4"	1
20	50056405	Guard Ret. Collar - Inner Tube	1				

**50054513SP - C.V. DRIVESHAFT
 INPUT: 1-3/8" - 21 SPLINE, ASAE SIZE 6
 MANUFACTURED BY COMER / EG
 12820 (1000 RPM MODELS)**



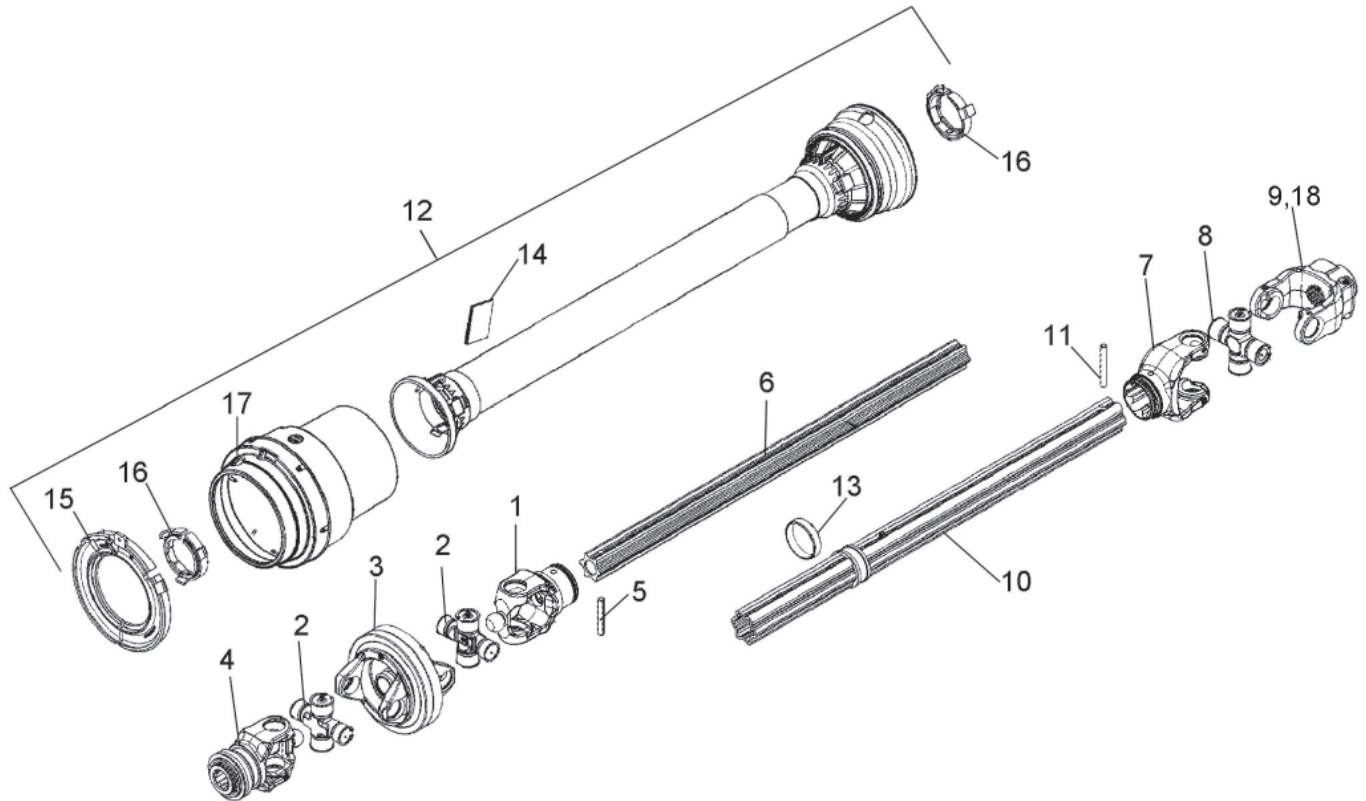
Item No.	Part No.	Description	Qty.
	50054513SP	Driveshaft Assembly	1
1	50017503	Complete Collar Yoke	2
2	50056400	Cross Journal Set	3
3	76335	Grease Nipple	1
4	76357	Wide Angle Double Yoke	1
5	76896	Outer Yoke	1
6	67108	Roll Pin For Outer Tube	1
7	76897	Wiper	1
8	76903	Complete Outer Tube	1
9	50056401	Cross Journal Set	1
10	76239BH	Complete Yoke	1
11	76362	Screw Kit	6
12	50056402	Bearing Ring	1
13	50056403	Guard Retaing Collar for Outer Tube	1
14	50056404	Bolt	6
15	50056405	Guard Retaining Collar for Inner Tube	1
16	50056406	Guard Cone Set	1
17	50056407	Complete Guard w/Inst. Man.	1
18	76247	Tapered Pin Set 1-3/4"	1
19	50056408	Female Tube w/ Yoke & Lube System	1
20	50056409	Male Tube w/ Yoke & Lube System	1
21	50056412	Half Female Shaft w/ Guarding	1
22	50056413	Half Male Shaft w/ Guarding	1
23	78786	Danger Decal for Outer Tube	1
24	78608	Danger Decal for Outer Guard Tube	1
25	76899	Plastic Cap	1
26	50017480	Kit Collar For Yoke 1-3/8"	1

**50082326SP - C.V. DRIVESHAFT
 INPUT: 1-3/8" - Z21, ASAE SIZE 6
 MANUFACTURED BY COMER / EG
 (1000 RPM Models)**



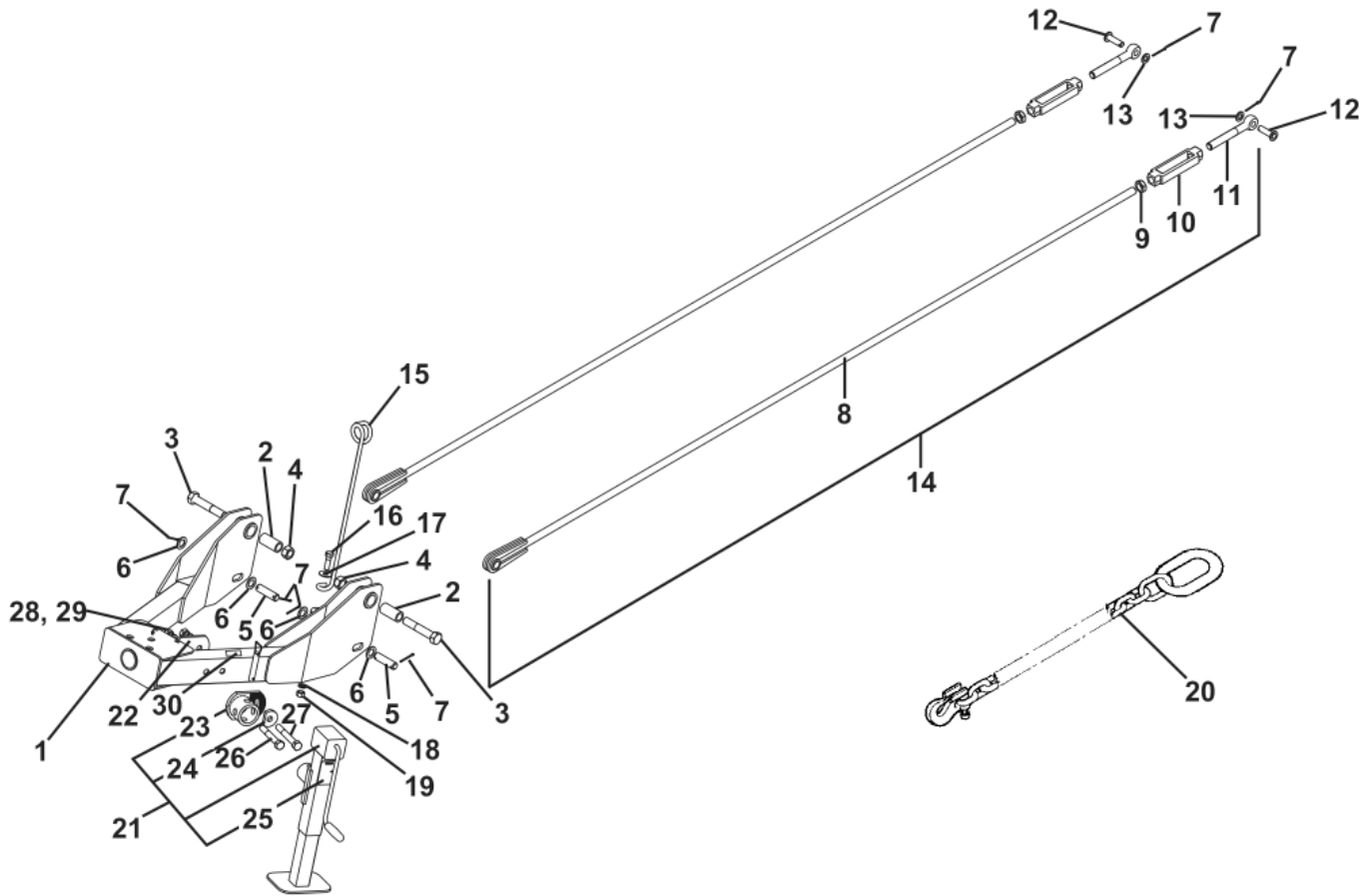
Item No.	Part No.	Description	Qty.	Item No.	Part No.	Description	Qty.
	50082326SP	Assembly, Driveline	1	20	50056405	Guard Retaining Collar for Inner Tube	1
1	50017503	Compl. Collar Yoke for CV-Joint	1	21	50075192	Guard Cone Set	1
2	50056400	Cross Journal Set	2	22	50075193	Complete Guard w/Inst. Manual	1
3	-----	Circlip	12	23	-----	Outer Circlip	1
4	76335	Grease Nipple	3	24	-----	Sliding Sleeve Collar	1
5	76357	Wide Angle Double Yoke	1	25	-----	Spring	1
6	76896	Outer Yoke	1	26	-----	Fixed Sleeve	1
7	67108	Roll Pin - Outer Tube	1	27	-----	Ball, 1/2"	3
8	76897	Wiper	1	28	76247	Tapered Pin Set 1-3/4"	1
9	50075190	Complete Outer Tube	1	29	-----	Female Tube w/Yoke	1
10	50075191	Inner Tube	1	30	-----	Male Tube w/Yoke	1
11	67085	Roll Pin For Inner Tube	1	31	-----	Half Female Guarding w/Label	1
12	50071244	Inner Yoke	1	32	-----	Half Male Guarding	1
13	50056401	Cross Journal Set	1	33	-----	Half Female Shaft w/Guarding	1
14	76239BH	Complete Yoke	1	34	-----	Half Male Shaft w/Guarding	1
15	-----	Guard Cone	1	35	78786	Decal, Danger - Outer Tube	1
16	76362	Screw Kit	6	36	78608	Decal, Danger - Outer Guard Tube	1
17	50056402	Bearing Ring	1	37	76899	Plastic Cap - Outer Tube	1
18	50056403	Guard Ret. Collar - Outer Tube	1	38	50071247	Plastic Cap - Inner Tube	1
19	50056404	Bolt	6	39	50017480	Kit Collar For Yoke 1-3/8"	1

50081632SP
C.V. DRIVELINE ASSEMBLY
1-3/8" - 6 ASAE SIZE 6
2814 & 2820 (540 RPM MODELS)

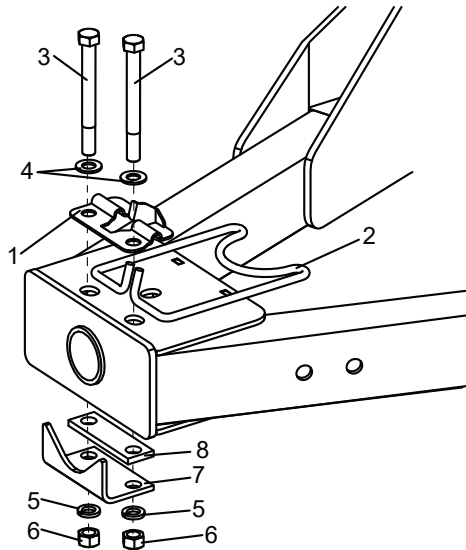


Item No.	Part No.	Description	Qty.
	50081632SP	Driveshaft Asy., CV 1-3/8" - 6 ASAE 6	1
1	50081634	Inner Tube CV Yoke	1
2	50081635	Universal Joint Assembly	2
3	50081636	CV Body	1
4	50081637	CV End Yoke With Quick Lock	1
5	BH000-016E	Roll Pin 10 x 70	1
6	50081639	Inner Tube	1
7	50081640	Outer Tube Yoke	1
8	50056401	Cross Journal Set, Grease At End	1
9	76239BH	Complete Yoke 155	1
10	50081642	Outer Tube	1
11	00756934	Pin, Roll 10 x 80	1
12	50081644	CV Safety Guard Group	1
13	50081645	Nylon Sleeve	1
14	-----	End User Manual	1
15	50081648	Wide Angle Retainer	1
16	50081649	Retainer / Clip Evolution Series	2
17	50083030	CV Cone Kit	1
18	50084287	Conic Bolt Kit	1

TONGUE, LEVELING ROD & RELATED PARTS FOR 2814, 2820, 12814, & 12820 MODELS



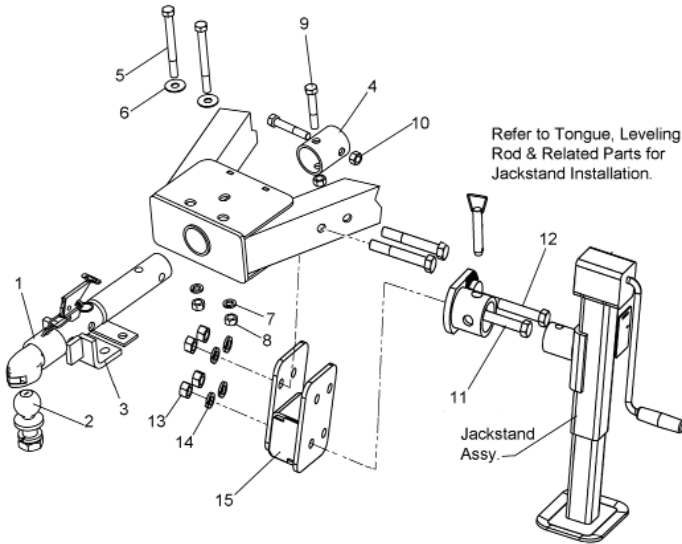
Item No.	Part No.	Description	Qty.	Item No.	Part No.	Description	Qty.
1	50069248	Weldment Tongue	1	16	20947	Capscrew, 5/8" x 2" Gr. 5	1
2	50054456	Bushing, Sleeve	2	17	15925	Flatwasher, 5/8"	1
3	19137	Capscrew, 1" x 5-1/2" Gr. 5	2	18	19486	Lockwasher, 5/8"	1
4	9163200	Locknut, 1" Gr. C	2	19	15563	Hex Nut, 5/8"	1
5	50054389	Clevis Pin, 1.00" x 3.62"	2	20	91074	Safety Tow Chain	1
6	20376	Flatwasher, 1" SAE	4	21	00779350	Jackstand Assy (Includes items 23, 24 & 25)	1
7	20167	Cotter Pin, 3/16" x 2"	6	22	50069926	Mount Pad	1
8	50073822	Weldment, Leveling Rod	1	23	00779360	Weldment, Jack Bracket	1
9	15612	Jam Nut, 1"	1	24	00779361	Washer, Jack	1
10	53053BH	Turnbuckle	1	25	D482	Decal, Warning	1
11	60636	Turnbuckle End, Heat Treated	1	26	44064BH	Capscrew, 3/4" x 5" Gr. 5	1
12	14-32-49	Clevis Pin Weldment	2	27	19037	Capscrew, 3/4" x 5-1/2" Gr. 5	1
13	15921	Flatwasher, 3/4" SAE	2	28	146	Lockwasher, 3/4"	2
14	50073823	Leveling Rod Assembly (8-11)	2	29	19517	Hex Nut, 3/4"	2
15	12031	Rod, Hose Holder	1	30	D1085	Decal, Notice	1



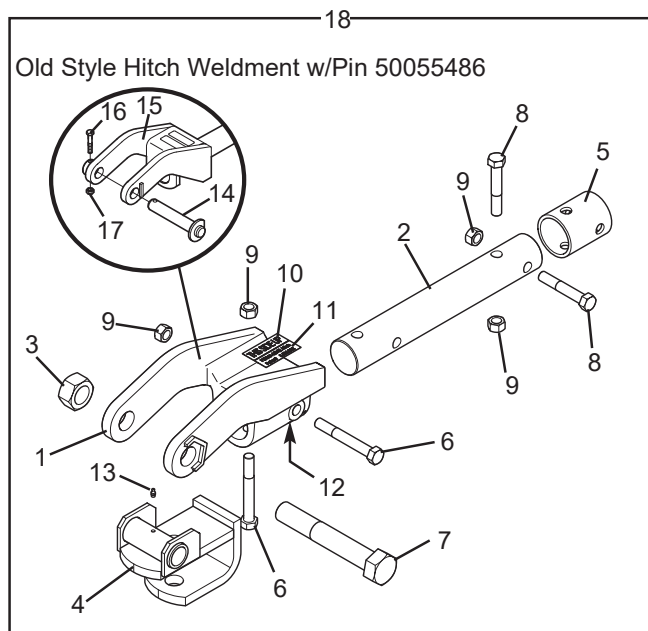
DRIVELINE HOLDER ASSEMBLY FOR 2814, 2820, 12814 & 12820 MODELS

Item No.	Part No.	Description	Qty.
1	50054710	Mounting Bracket Weld.	1
2	50054711	Formed Driveline Holder	1
3	20923	Capscrew, 5/8" x 6"	2
4	20748	Flatwasher, 5/8" SAE	2
5	19486	Lockwasher, 5/8"	2
6	15563	Hex Nut, 5/8"	2
7	50081372	Formed Stop	1
8	50081373	Pad	1
9	-----	Instruction Sheet (50080870)	1

50072803 - BALL HITCH ASSEMBLY FOR 2814, 2820, 12814 & 12820 MODELS



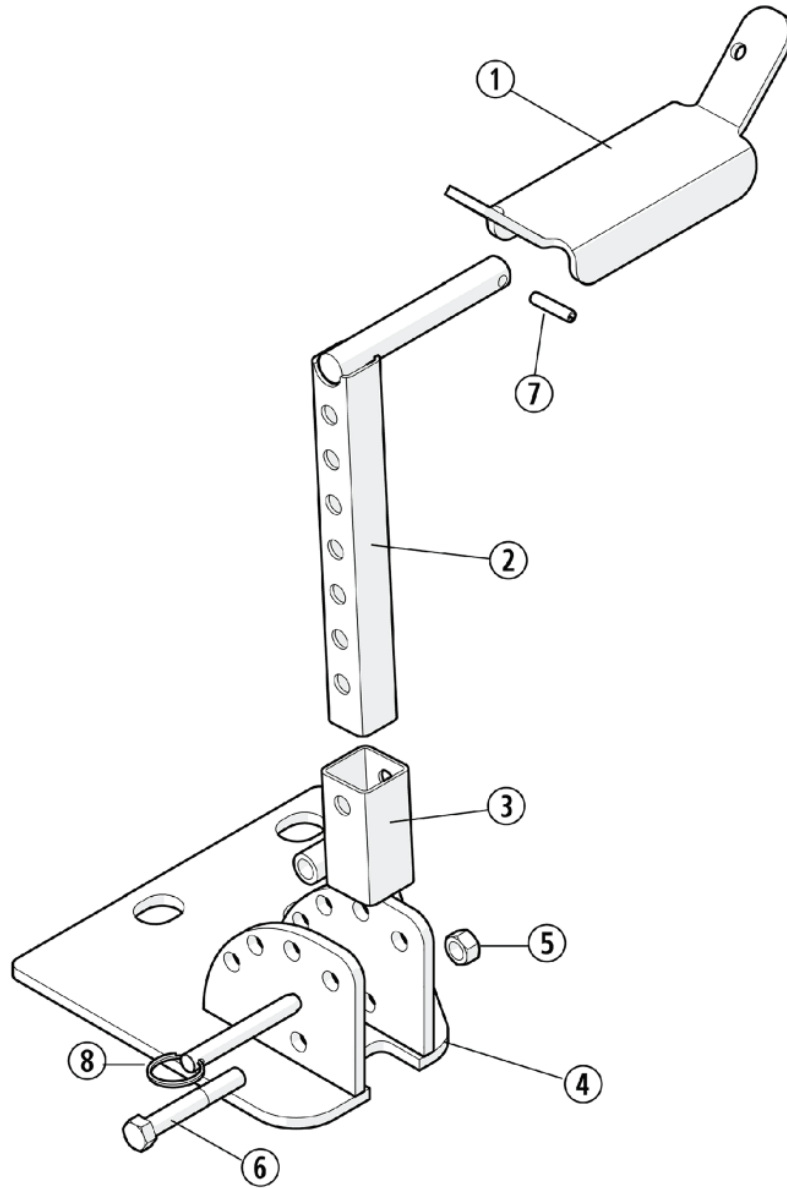
Item No.	Part No.	Description	Qty.
1	50072805	Weldment, Ball Hitch	1
2	50068048	Assembly, 2-5/16" Hitch Ball	1
3	50072808	Bracket, Mount Spacer	1
4	86356	Collar, Clevis Pin	2
5	20294	Capscrew, 5/8" x 6-1/2" Gr. 5	2
6	15925	Flatwasher, 5/8"	2
7	19486	Lockwasher, 5/8"	2
8	15563	Hex Nut, 5/8"	2
9	44120BH	Capscrew, 5/8" x 3-3/4" NF Gr. 5	2
10	15516	Locknut, 5/8" NF, Gr. C	2
11	19037	Capscrew, 3/4" x 5-1/2" G5	1
12	20207	Capscrew, 3/4" x 6" G5 ZP	1
13	19517	Hex Nut, 3/4" CP	2
14	146	Lockwasher, 3/4" ZP	2
15	50082534	Jack Mount Adaptor Weldment	1



SWIVEL PIVOT HITCH FOR 2814, 2820, 12814 & 12820 MODELS

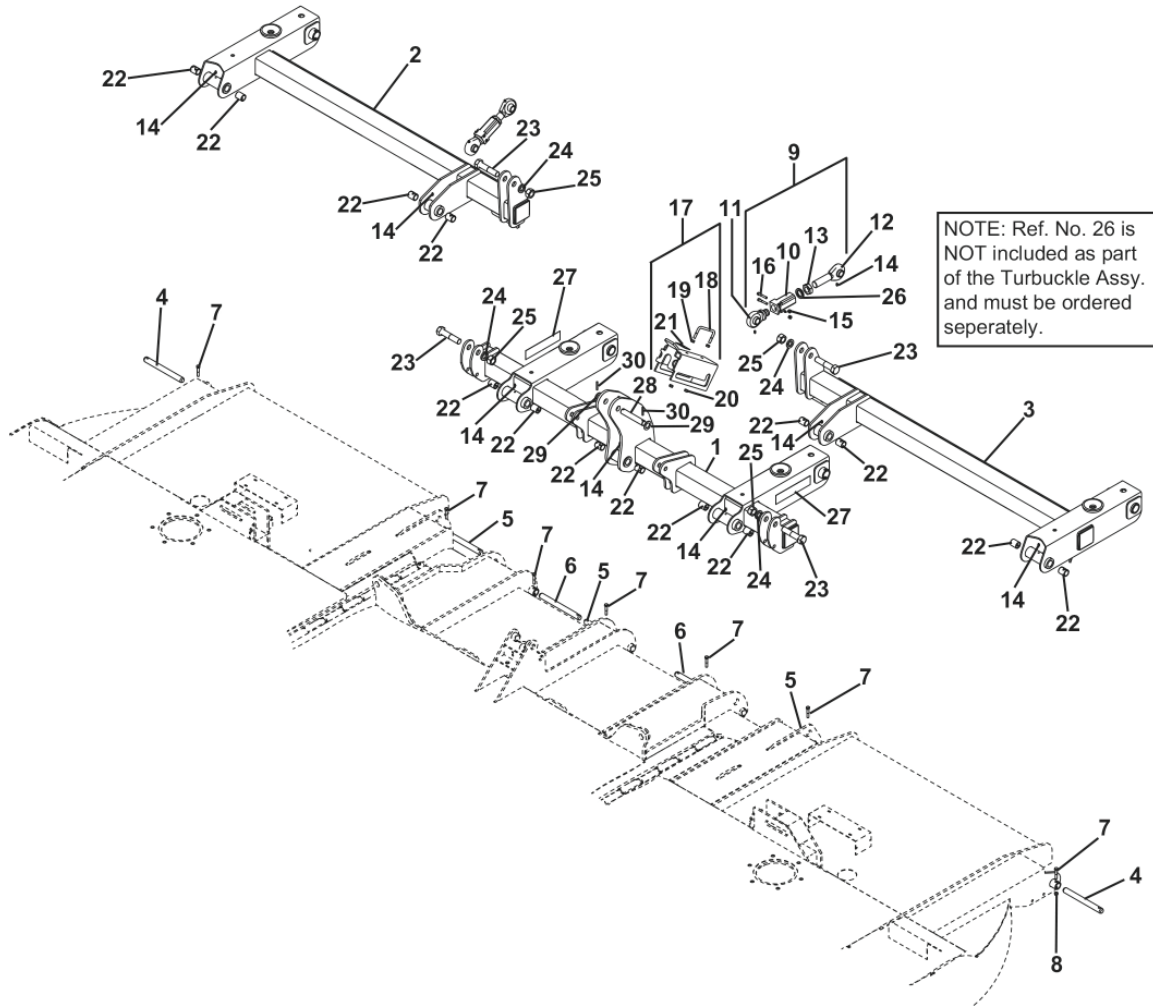
Item No.	Part No.	Description	Qty.
1	50074196	Hitch w/Decals	1
2	50074187	Shaft	1
3	15521	Locknut, 1-1/4" Gr. C	1
4	50080681	Clevis Assembly	1
5	86356	Collar	1
6	-----	Capscrew, 5/8" x 4-3/4" Gr. 5	2
7	45324	Capscrew, 1-1/4" x 8" Gr. 5	1
8	44168BH	Capscrew, 5/8" x 3-3/4" Gr. 5	2
9	15598BH	Locknut, 5/8"	4
10	50035874	Decal, Direction	1
11	97692	Decal, Patent	1
12	50045639	Decal, Direction	1
13	449BH	Grease Fitting	1
14	50055486	Pin Weldment	1
15	50055447	Hitch Weldment	1
16	20048	Capscrew, 3/8" x 2-1/4" Gr. 5	1
17	9131200	Locknut, 3/8"	1
18	50054505SP	Swivel Pivot Hitch Assy	1

DRIVELINE HOLDER EZ MOUNT FOR 2820 & 12820 MODELS



Item No.	Part No.	Description	Qty.
	50077430	EZ Mount Driveline Holder Assy.	1
1	50077435	Saddle Weldment	1
2	50077434	Adjustment Tube Weldment	1
3	50077433	Pivot Mount	1
4	50077634	Base Weldment w/Decal	1
5	20363	Locknut 3/8"	1
6	20224	Bolt 3/8" x 2-1/2" Gr.5	1
7	44533	Roll Pin 7/32" x 1"	1
8	50077436	Quick Pin	1

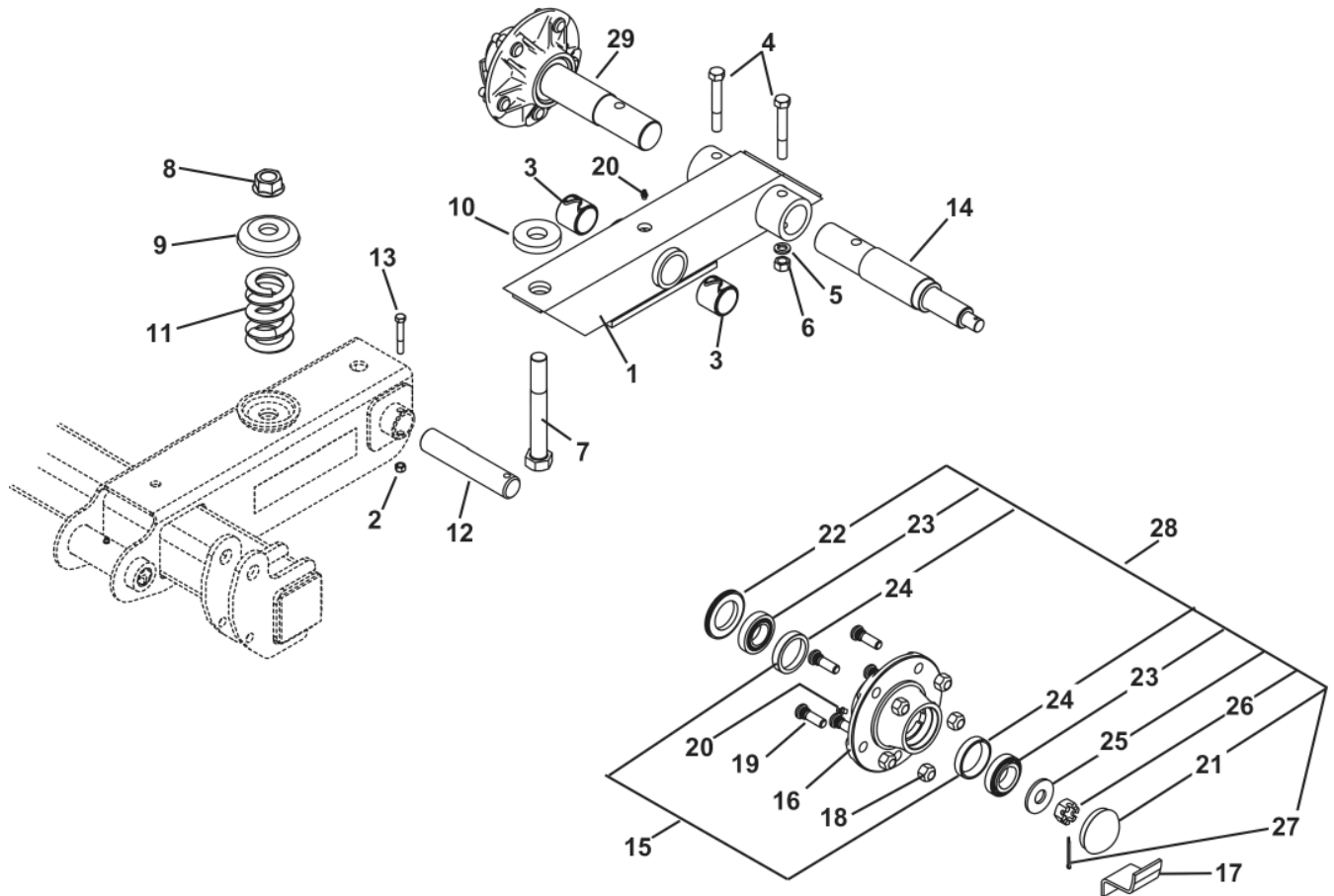
AXLE ASSEMBLY (SWIVEL TURNBUCKLE) & RELATED PARTS FOR 2814, 2820, 12814, & 12820 MODELS



Item No.	Part No.	Description	Qty.	Item No.	Part No.	Description	Qty.
1	50072699	Axle Weldment, Center	1	16	45185BH	Capscrew, Soc. Hd., 5/16" x 2" Gr. 5	2
2	50072695	Wing Axle Weldment, RH	1	17	50074203	Transport Lockout Assembly	1
3	50072696	Wing Axle Weldment, LH	1	18	50027637	U-Bolt, Foot Platform	1
4	50029760	Pivot Pin, 1" x 9.88"	2	19	45073	Hex Nut, 3/8" YZ	2
5	50054387	Pivot Pin, 1" x 8"	3	20	45105BH	Locknut, 3/8" YZ	2
6	50028844	Pin, Long Center Axle, 1" x 10.5"	2	21	D544	Decal, Important	1
7	1161220	Capscrew, 3/8" x 2" Gr. 5	7	22	50021149	Spring Bushing, 1-1/4" x 1" x 1-1/2"	14
8	20363	Locknut, 3/8"	7	23	20547BH	Capscrew, 1" x 4-1/2" Gr. 5	4
9	50052742	Turnbuckle, Swivel Assembly	2	24	15821	Lockwasher, 1"	4
10	50052743	Body, Swivel	1	25	9163200	Locknut, 1" Gr. C	4
11	50052744	Rod Eye Assembly, Swivel	1	26	*50038405	Lockwasher, 1-1/4" 2 Pc Nord-Lock	2
12	50052745	Rod Eye Assembly, Threaded	1	27	50031212	Reflector, Amber, 2" x 9"	2
13	50052746	Jam Nut, 1-1/4" Gr. 5	1	28	50069413	Cylinder Pin, 1" x 5.63"	1
14	449BH	Grease Fitting	10	29	20376	Flatwasher, 1" SAE	2
15	45186	Locknut, 5/16" Center Lock	2	30	20167	Cotter Pin, 3/16" x 2"	2

*Not included in 50052742 Turnbuckle Assembly

AXLE ARMS, SINGLE, DUAL SPINDLE & RELATED PARTS FOR 2814, 2820, 12814, & 12820 MODELS



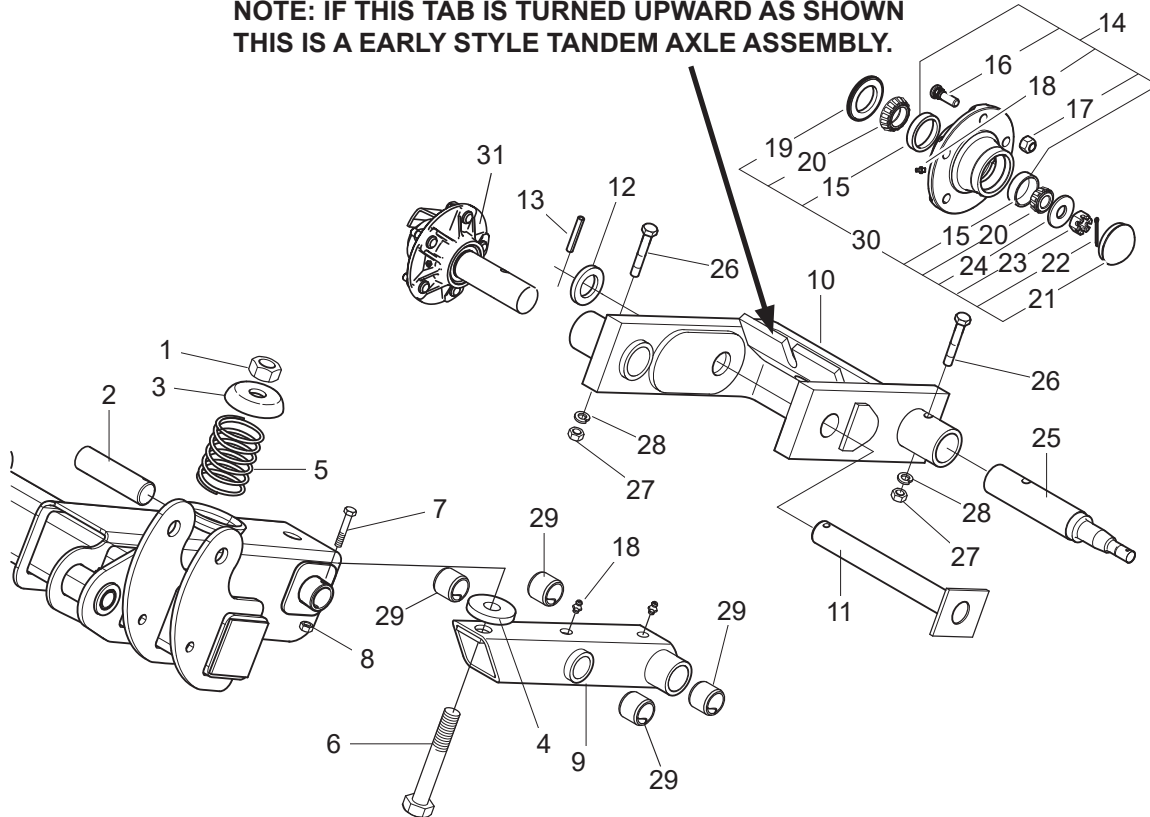
Item No.	Part No.	Description	Qty.	Item No.	Part No.	Description	Qty.
	50073180	Dual Axle Assembly	1	14	50073119	Single Spindle	A/R
	50073179	Single Axle Assembly, LH	1	15	50035740	Hub Assy w/Studs, Cups & Gr. Fitt.	A/R
	50073178	Single Axle Assembly, RH	1	16	-----	Hub	1
1	50073133	Tube Assembly, Single & Dual	4	17	00779390	Retainer, Hub Cap	1
2	20363	Locknut, 3/8"	4	18	15515BH	Lug Nut, 1/2"	5
3	50028543	Spring Bushing, 1-1/2"	A/R	19	15445	Lug Bolt	5
4	20779	Capscrew, 1/2" x 3-1/2" Gr. 5	A/R	20	449BH	Grease Fitting	A/R
5	15806	Lockwasher, 1/2"	A/R	21	14-6-243	Hub Cap	1
6	15554	Locknut, 1/2"	A/R	22	7967	Seal	1
7	20860	Capscrew, 1" x 7-1/2"	4	23	50076BH	Bearing Cone	2
8	44524BH	Flanged Locknut, 1"	4	24	14-6-197	Bearing Cup	2
9	91152	Spring Cup	4	25	15920	Flatwasher, 3/4"	1
10	91261	Rubber Cushion	4	26	120BH	Hex Nut, Slotted, 3/4"	1
11	50035301	Spring	4	27	296	Cotter Pin, 1/8" x 1-1/2"	1
12	50028461	Pivot Pin, 1.5" x 7.50"	4	28	50035756	Bearing Kit	A/R
13	20224	Capscrew, 3/8" x 2-1/2"	4	29	50073131	Spindle w/Hub Assembly	A/R

TANDEM AXLE ASSEMBLY (EARLY STYLE) FOR 2820R & 12820R MODELS

You must first determine which version of Tandem Axle Assembly is on your machine before ordering Items 10, 11, 12. See NOTE to determine which version is used.

IMPORTANT: Do Not mix parts from New Style to Old Style or Old Style to New Style

NOTE: IF THIS TAB IS TURNED UPWARD AS SHOWN THIS IS A EARLY STYLE TANDEM AXLE ASSEMBLY.



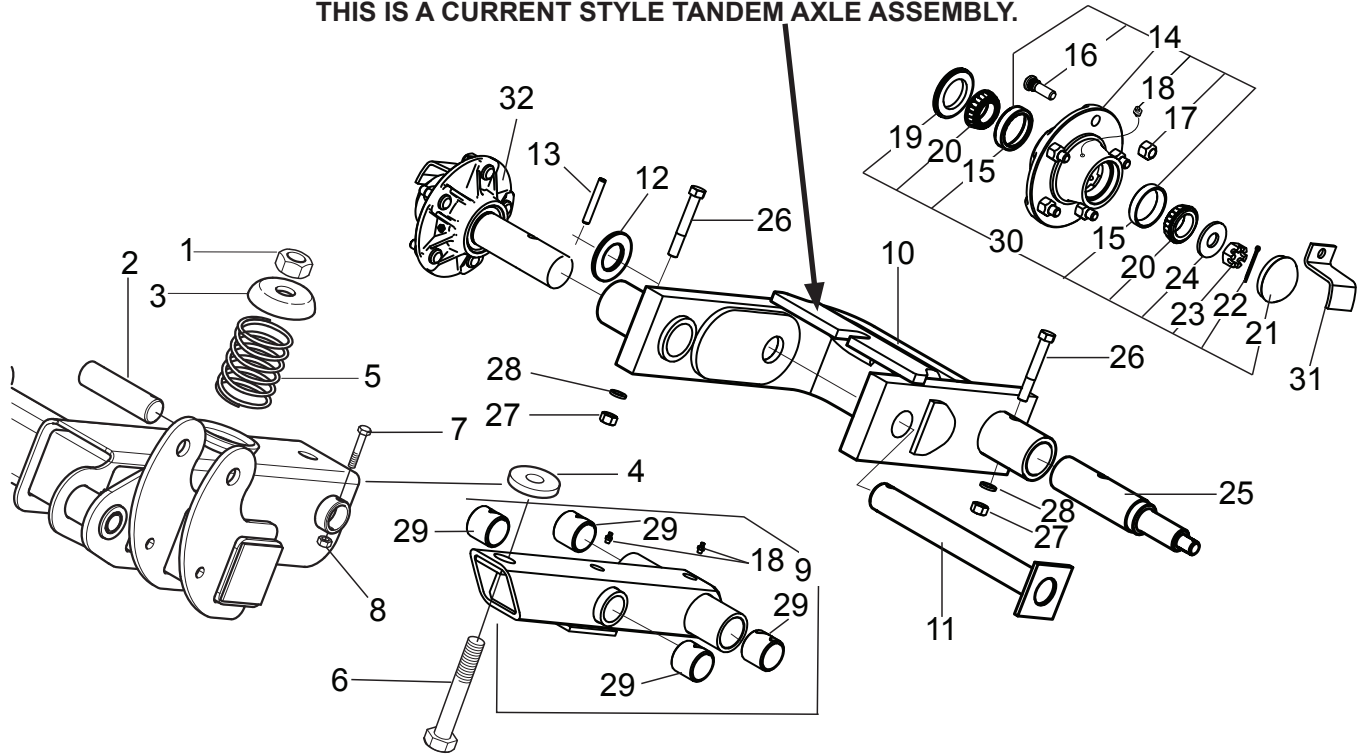
Item No.	Part No.	Description	Qty.	Item No.	Part No.	Description	Qty.
1	44524BH	Locknut, 1" Flanged	4	15	14-6-197	Bearing Cup	4
2	50028461	Pin, Pivot, 1.50" x 7.50"	4	16	15445	Lug Bolt	10
3	91152	Spring Cup	4	17	15515BH	Lug Nut	10
4	91261	Rubber Cushion	4	18	449BH	Grease Fitting	4
5	50035301	Spring, Coil	4	19	7967	Seal	2
6	20860	Capscrew, 1" x 7-1/2"	4	20	50076BH	Bearing Cone, Inner	4
7	20224	Capscrew, 3/8" x 2-1/2" Gr. 5	4	21	14-6-243	Hub Cap	2
8	20363	Locknut, 3/8"	4	22	296	Cotter Pin, 1/8" x 1-1/2"	2
	50035752	Tandem Axle Assy L.H. (Shown)	1	23	120BH	Nut, Slotted, 3/4" NF	2
	50035753	Tandem Axle Assy R.H.	1	24	15920	Flatwasher, 3/4" SAE	2
9	50031928	Tube Assy w/Grease Fittings	1	25	50041170	Spindle, 9.82" (Short)	2
10	50032478	Spindle Weldment L.H. (Shown)	1	26	20779	Capscrew, 1/2" x 3-1/2"	2
	50032477	Spindle Weldment R.H.	1	27	15554	Locknut, 1/2"	2
11	50032483	Pin Weldment	1	28	15806	Lockwasher, 1/2"	2
12	15924	Flatwasher, 1-1/2"	1	29	50028543	Spring Bushing	4
13	53065	Spiral Pin, 3/8" x 2-1/2"	1	30	50035756	Bearing Repair Kit	1
14	50035740	Hub Assembly	2	31	50073145	Spindle & Hub Assembly	2

TANDEM AXLE ASSEMBLY (CURRENT STYLE) FOR 2814, 2820, 12814, & 12820 MODELS

You must first determine which version of Tandem Axle Assembly is on your machine before ordering items 10, 11, 12. See NOTE to determine which version is used.

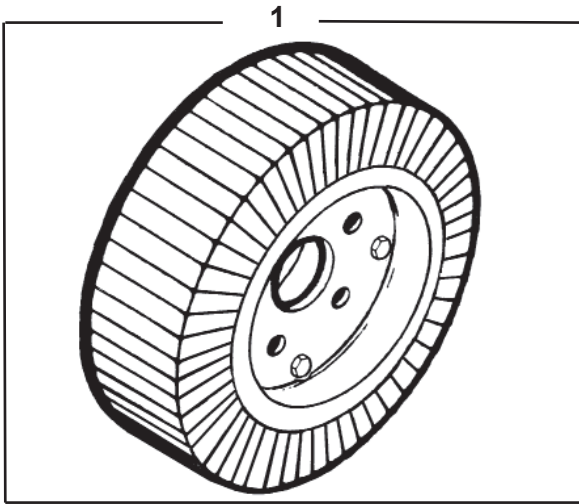
IMPORTANT: Do Not mix parts from New Style to Old Style or Old Style to New Style

**NOTE: IF THIS TAB IS TURNED DOWN AS SHOWN
THIS IS A CURRENT STYLE TANDEM AXLE ASSEMBLY.**



Item No.	Part No.	Description	Qty.	Item No.	Part No.	Description	Qty.
1	44524BH	Locknut, 1" Flanged	4	16	15445	Lug Bolt	10
2	50028461	Pin, Pivot, 1.50" x 7.50"	4	17	15515BH	Lug Nut	10
3	91152	Spring Cup	4	18	449BH	Grease Fitting	4
4	91261	Rubber Cushion	4	19	7967	Seal	2
5	50035301	Spring, Coil	4	20	50076BH	Bearing Cone, Inner	4
6	20860	Capscrew, 1" x 7-1/2"	4	21	14-6-243	Hub Cap	2
7	20224	Capscrew, 3/8" x 2-1/2" Gr. 5	4	22	296	Cotter Pin, 1/8" x 1-1/2"	2
8	20363	Locknut, 3/8"	4	23	120BH	Nut, Slotted, 3/4" NF	2
	50076582	Tandem Axle Assy L.H. (Shown)	1	24	15920	Flatwasher, 3/4" SAE	2
	50076583	Tandem Axle Assy R.H.	1	25	50041170	Spindle, 9.82" (Short)	2
9	50076570	Tube Assy w/Grease Fittings	1	26	20779	Capscrew, 1/2" x 3-1/2"	2
10	50076574	Spindle Weldment L.H. (Shown)	1	27	15554	Locknut, 1/2"	2
	50076575	Spindle Weldment R.H.	1	28	15806	Lockwasher, 1/2"	2
11	50076566	Pin Weldment	1	29	50028543	Spring Bushing	4
12	15924	Flatwasher, 1-1/2"	1	30	50035756	Bearing Repair Kit	1
13	53065	Spiral Pin, 3/8" x 2-1/2"	1	31	00779390	Hub Cap Retainer	2
14	50035740	Hub Assembly	2	32	50073145	Spindle & Hub Assy.	2
15	14-6-197	Bearing Cup	4				

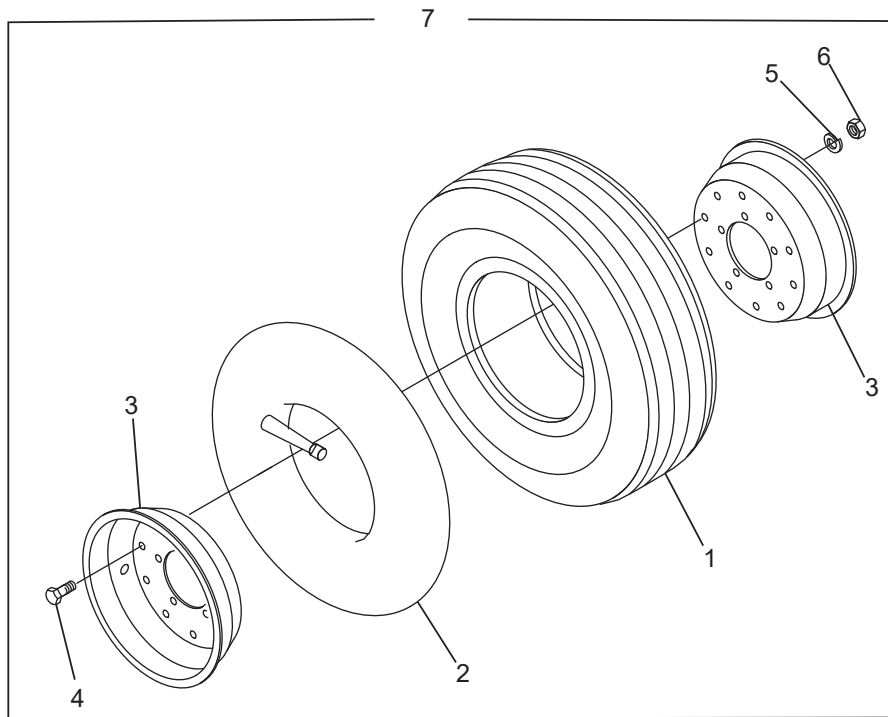
WHEEL AND TIRE ASSEMBLIES



294SP SOLID TIRE ASSEMBLY

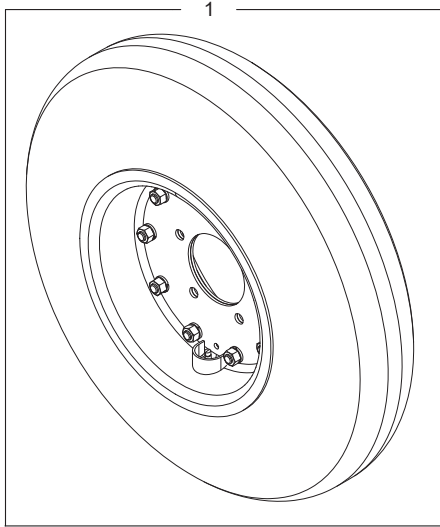
Item No.	Part No.	Description	Qty.
1	294SP	Solid Tire Assembly	1

50050727SP AIRPLANE TIRE ASSEMBLY (AIR FILLED)



Item No.	Part No.	Description	Qty.
1	50051233BH	Tire 29 x 9.0 - 15/16 Ply	1
2	50051234	Tube 9 x 5	1
3	50073233	Wheel Flange Set	1
4	20054	Capscrew, 1/2" x 1" Gr. 5	10
5	15804	Lockwasher, 1/2"	10
6	15508	Hex Nut, 1/2"	10
7	50050727SP	Assembly, Airplane Tire	1

WHEEL AND TIRE ASSEMBLIES

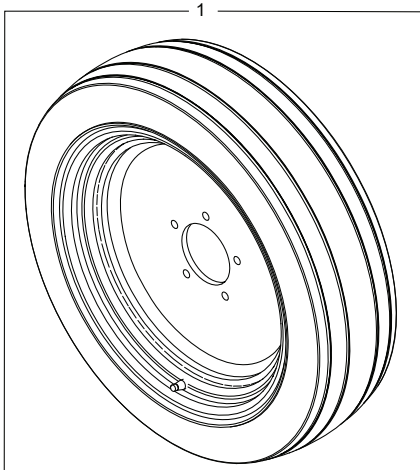
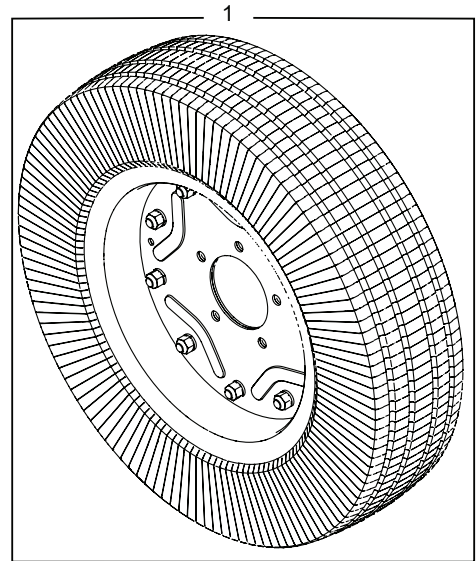


50072403SP TIRE ASSEMBLY 27.75 X 8.75 X 14.5"

Item No.	Part No.	Description	Qty.
1	50072403	Tire Assembly, 27.75 X 8.75 X 14.5"	1

50075401SP SEGMENTED TIRE ASSEMBLY 25" DIAMETER

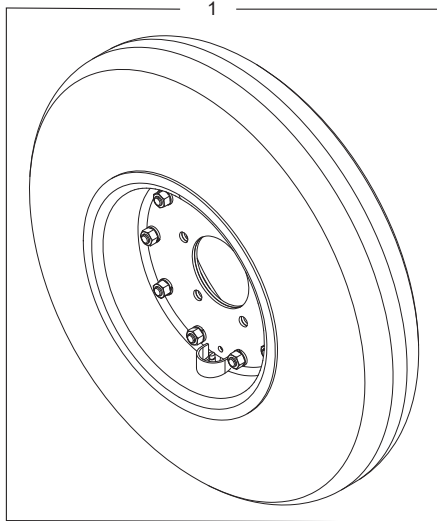
Item No.	Part No.	Description	Qty.
1	50075401SP	Segmented Tire Assy.	1



50077775SP FOAM FILLED AIRPLANE TIRE ASSY

Item No.	Part No.	Description	Qty.
1	50077775SP	Wheel & Tire Assy. 25 x 7.-18 Foam Filled	1

WHEEL AND TIRE ASSEMBLIES

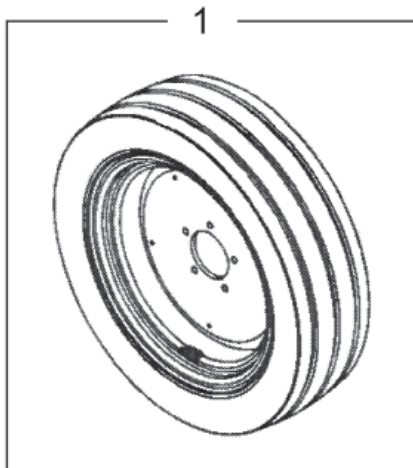
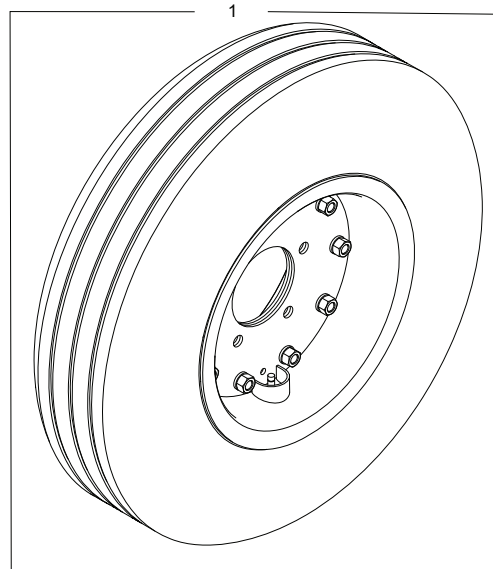


50068834SP FOAM FILLED TIRE ASSEMBLY 26" X 6.6" - 14"

Item No.	Part No.	Description	Qty.
1	50068834SP	Wheel & Tire Assy. 26 x 6.6 - 14	1

50083457SP FOAM FILLED TIRE ASSEMBLY 25.5" x 8" - 14"

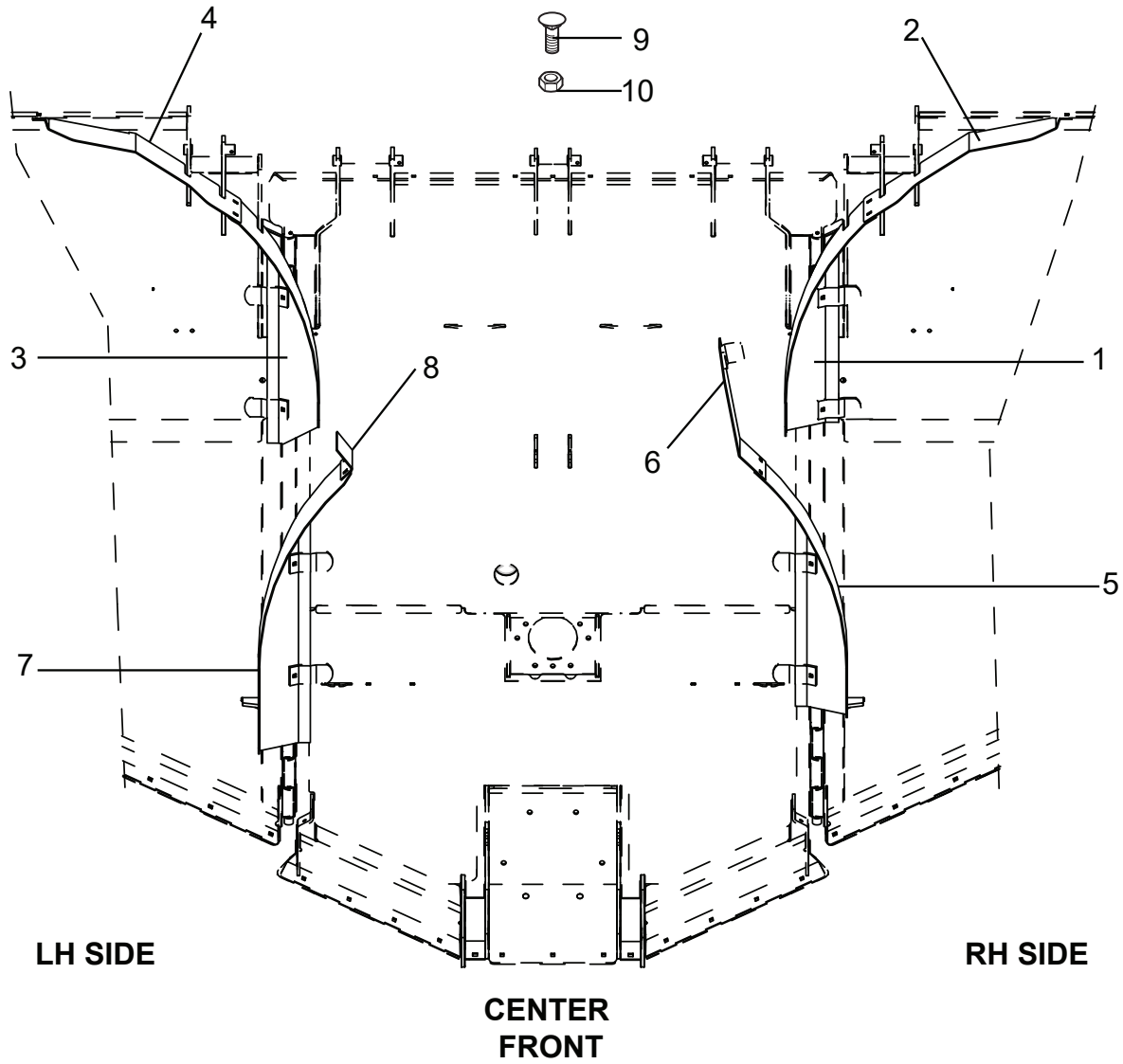
Item No.	Part No.	Description	Qty.
1	50083457SP	Wheel & Tire Assy. 25.5 x 8 - 14	1



50078502SP FOAM FILLED WHEEL & TIRE ASSY 27" X 8.00" - 18"

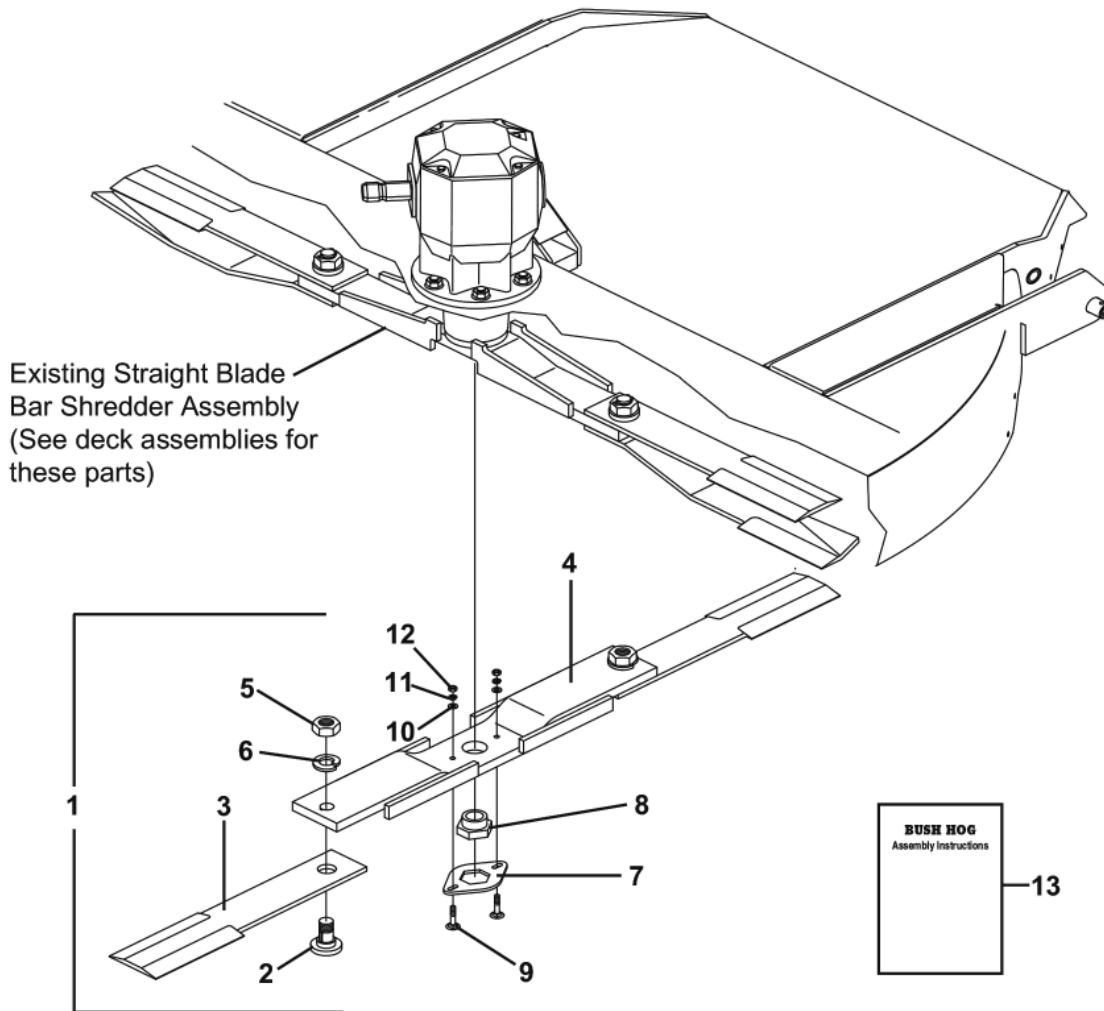
Item No.	Part No.	Description	Qty.
1	50078502SP	Wheel & Tire Assy. 27" X 8.00" - 18	1

BAFFLE KIT (OPTIONAL) FOR 2820 & 12820 MODELS



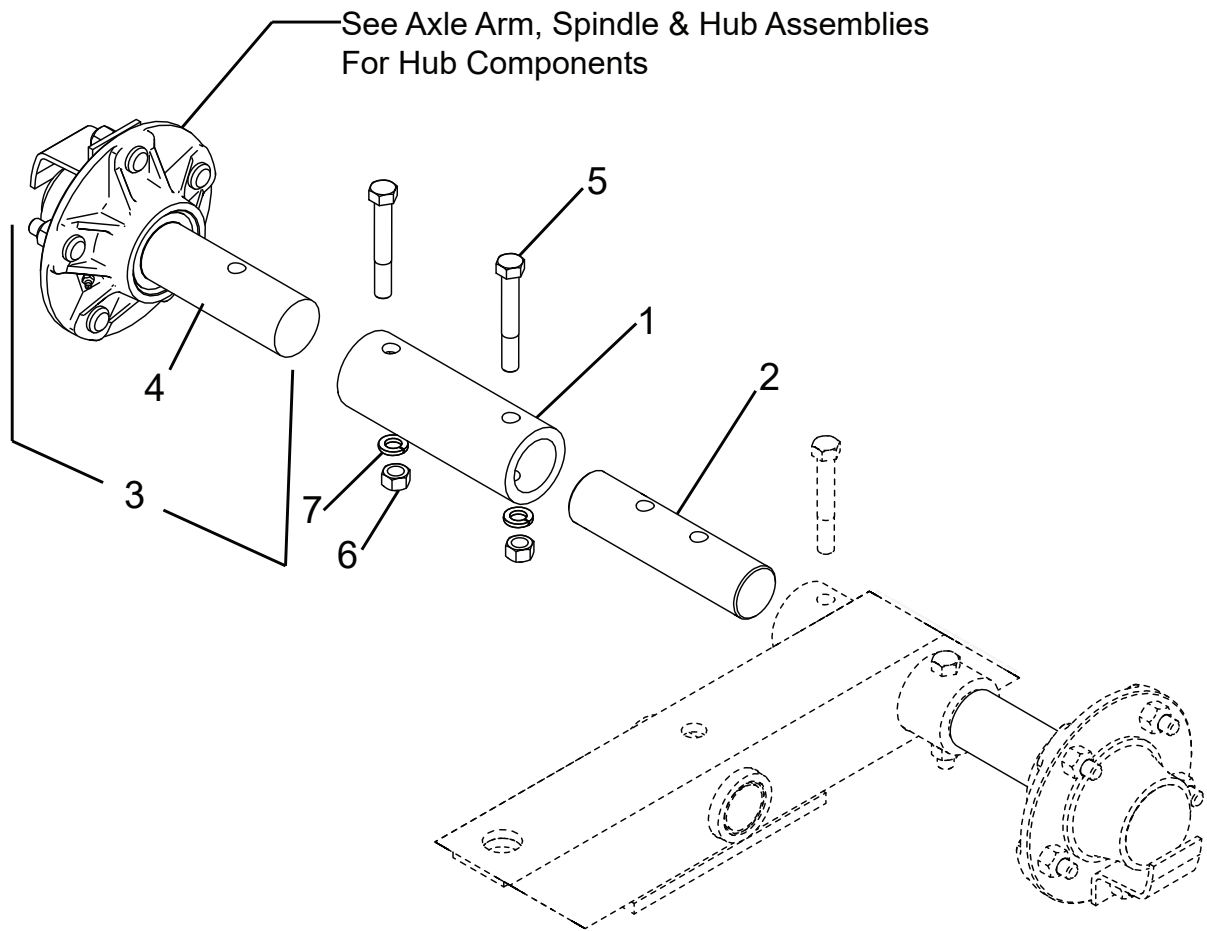
Item No.	Part No.	Description	Qty.
1	50073947	Baffle Weldment, Wing - RH	1
2	50073836	Wing Extension - RH	1
3	50073953	Baffle Weldment, Wing - LH	1
4	50073835	Wing Extension - LH	1
5	50073950	Baffle Weldment - RH	1
6	50070225	Baffle Extension, Center Deck - RH	1
7	50073957	Baffle Weldment - LH	1
8	50073838	Center Baffle	1
9	5161612	Carriage Bolt, 1/2" x 1-1/4" G5 ZP	19
10	44998BH	Locknut, 1/2"CP FLNG. Gr. C	19

50074155 - SHREDDER CROSS BAR KIT (OPTIONAL) FOR 12820S1 & 12820SR1 MODELS



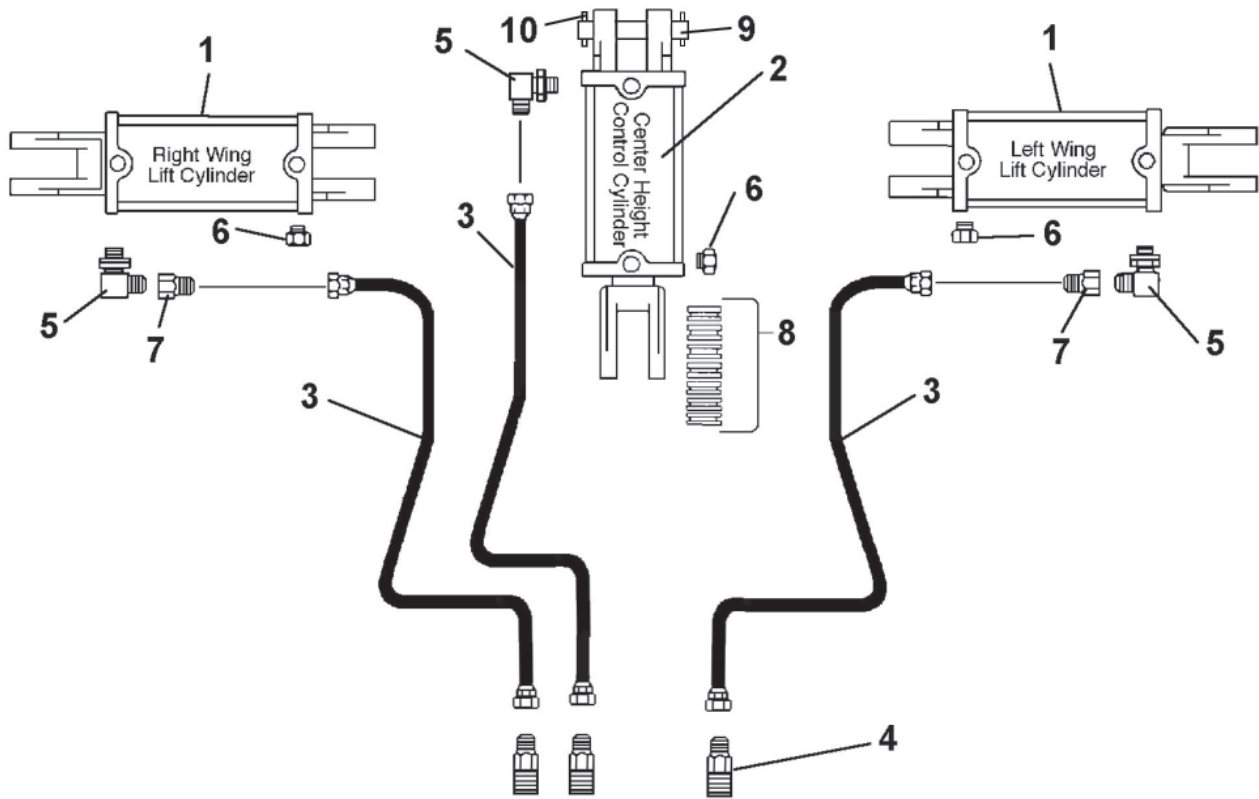
Item No.	Part No.	Description	Qty.
1	50073171	Cross Bar Assembly (Ref. #2-6)	3
2	7919BH	Blade Bolt	2
3	50072720	Blade, Straight Double Edge	2
4	50073170	Cross Bar Weldment	1
5	252BH	Jam Nut, 1-1/8" NF	2
6	20322	Lockwasher, 1-1/8"	2
7	50073824	Nut Retainer	3
8	50073172	Gearbox Nut	3
9	44939BH	Carriage Bolt, 3/8" x 2"	6
10	15830	Flatwasher, 3/8"	6
11	15812	Lockwasher, 3/8"	6
12	9131200	Locknut, 3/8" Gr. C	6
13	50074088	Instruction Sheet	1

50074199 - 38" CROP ROW ADAPTER KIT (OPTIONAL) FOR 2820 & 12820 MODELS

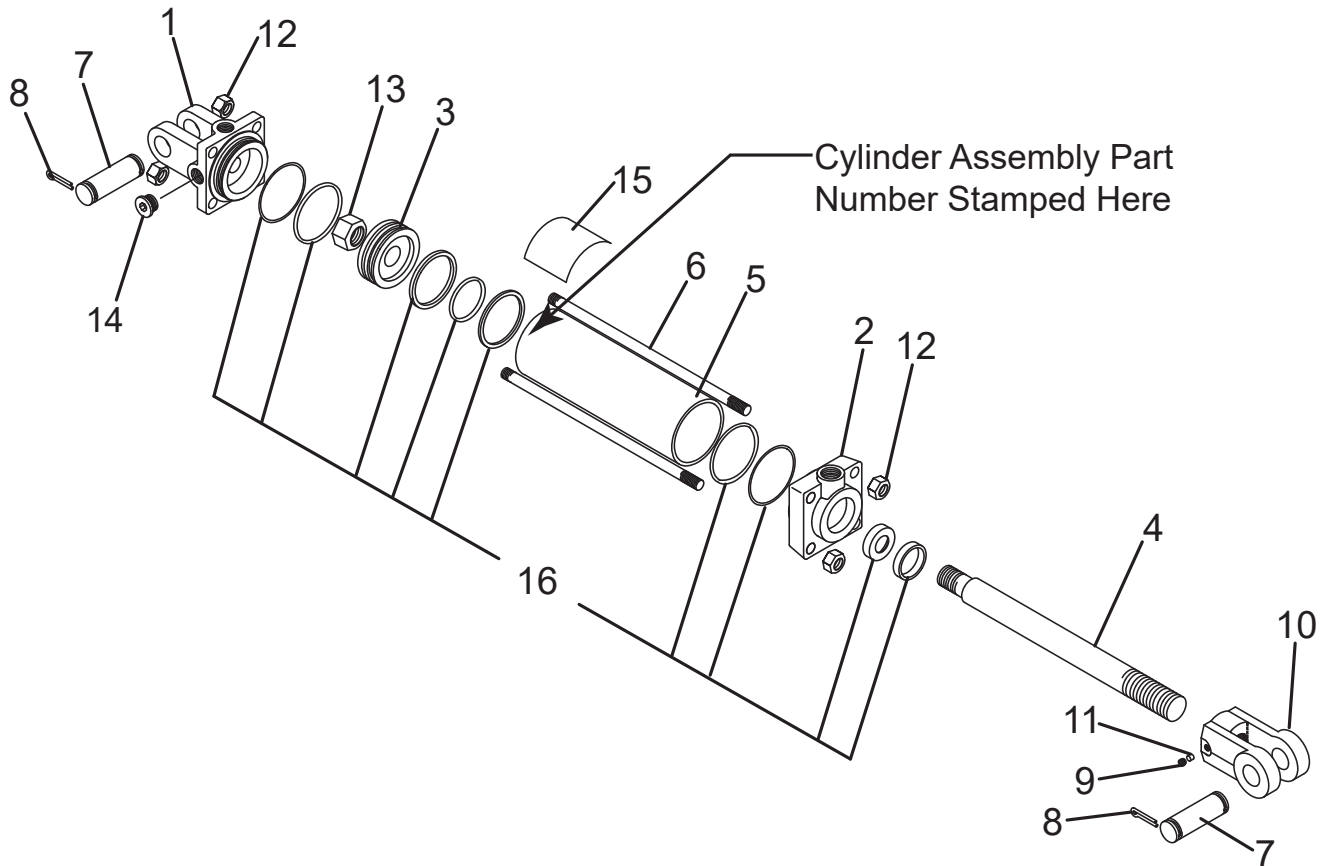


Item No.	Part No.	Description	Qty.
1	50074200	Tube, Bolt-in Spindle	2
2	50073842	38" Row Spacer Adapter	2
3	50073145	Spindle w/Hub Assembly, Tandem Axle	2
4	50041170	Tandem Spindle, Short	2
5	20779	Capscrew, 1/2" x 3-1/2" Gr. 5	4
6	15554	Locknut, 1/2"	4
7	15806	Lockwasher, 1/2"	4

HYDRAULICS FOR 2814, 2820, 12814, & 12820 MODELS WHEN PLUMBING TO TRACTOR REMOTES



Item No.	Part No.	Description	Qty.
1	99566	Wing Lift Cylinder	2 (mfg'd. by Monarch)
	50081897	Wing Lift Cylinder	2 (mfg'd. by Bailey)
2	99567	Axle Control Cylinder	1 (mfg'd. by Monarch)
	50081898	Axle Control Cylinder	1 (mfg'd. by Bailey)
3	86266	Hydraulic Hose Assy. 250"	3
4	53340BH	Adaptor 9/16" JIC to 3/4 SAE	3
	24-6-434	Adaptor 9/16" JIC to 1/2 SAE	3
5	14-40-98	Elbow 90 degree	3
6	86500	Breather Plug	3
7	50068458	Restrictor, .078 Orifice	2
8	63451	Stop Kit	1
9	50069414	Cylinder Pin, 1" x 6.63"	1
10	20167	Cotter Pin, 3/16" x 2"	2

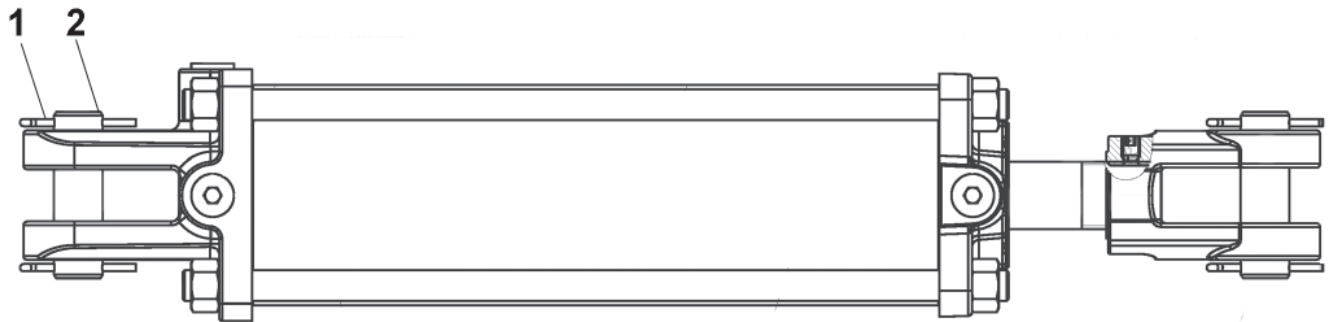


99566 WING HYDRAULIC CYLINDER
4" Bore X 12" Stroke 1.375" Rod Diameter
3/4" - 16 ORB Ports
Manufactured by Monarch

Item No.	Part No.	Description	Qty.
1	95446	Clevis Cap	1
2	95447	Rod Cap	1
3	50017629	Piston	1
4	N/A	Rod 1.25" Dia.	1
5	95444	Cylinder Tube	1
6	95445	Tie Rod	4
7	95425	Pin, 1" Dia.	2
8	21020614	Cotter Pin, 3/16" x 1-1/2"	4
9	95433	Thread Lock	1
10	95449	Rod Clevis, 1.25" x 1"	1
11	95422	Set Screw, 3/8" x 1/2 Knurled	1
12	95420	Hex Nut, 5/8" UNF	8
13	95442	Hex Nut, 1"-1/8"	1
14	95435	Plug, 3/4"	1
15	50042072	Decal, Caution	1
16	50017625	Seal Kit	1

99567 AXLE HYDRAULIC CYLINDER
4" Bore X 8" Stroke 1.375" Rod Diameter
3/4" - 16 ORB Ports
Manufactured by Monarch

Item No.	Part No.	Description	Qty.
1	95446	Clevis Cap	1
2	95447	Rod Cap	1
3	50017629	Piston	1
4	N/A	Rod 1.375" Dia.	1
5	95450	Cylinder Tube	1
6	95427	Tie Rod	4
7	95425	Pin, 1" Dia.	2
8	21020614	Cotter Pin, 3/16" x 1-1/2"	4
9	95433	Thread Lock	1
10	95449	Rod Clevis, 1.25" x 1"	1
11	95422	Set Screw, 3/8" x 1/2 Knurled	1
12	95420	Hex Nut, 5/8" UNF	8
13	95442	Hex Nut, 1"-1/8"	1
14	95435	Plug, 3/4"	1
15	50042072	Decal, Caution	1
16	50017625	Seal Kit	1



50081897
WING HYDRAULIC CYLINDER
 4" Bore X 12" Stroke 1.375" Rod Diameter
 Manufactured by Bailey

Item No.	Part No.	Description	Qty.
	50081897	Hydraulic Cylinder Assembly	1
1	21020614	Cotter Pin	4
2	95425	Pin 1" Dia..	2
3	50082031	Seal Kit For 4.00 Bore (item not shown)	1

50081898
AXLE HYDRAULIC CYLINDER
 4" Bore X 8" Stroke 1.375" Rod Diameter
 Manufactured by Bailey

Item No.	Part No.	Description	Qty.
	50081898	Hydraulic Cylinder Assembly	1
1	21020614	Cotter Pin	4
2	95425	Pin 1" Dia.	2
3	50082031	Seal Kit for 4.00 Bore (item not shown)	1



BUSH HOG®

2501 Griffin Ave.
Selma, AL. 36703