

BUSH HOG®

RMB1865,
RMB1865-1
RMB1865E,
RMB1865E-1
HYDRAULIC BOOM MOWER

Revised 04/24

PARTS MANUAL SECTION 93



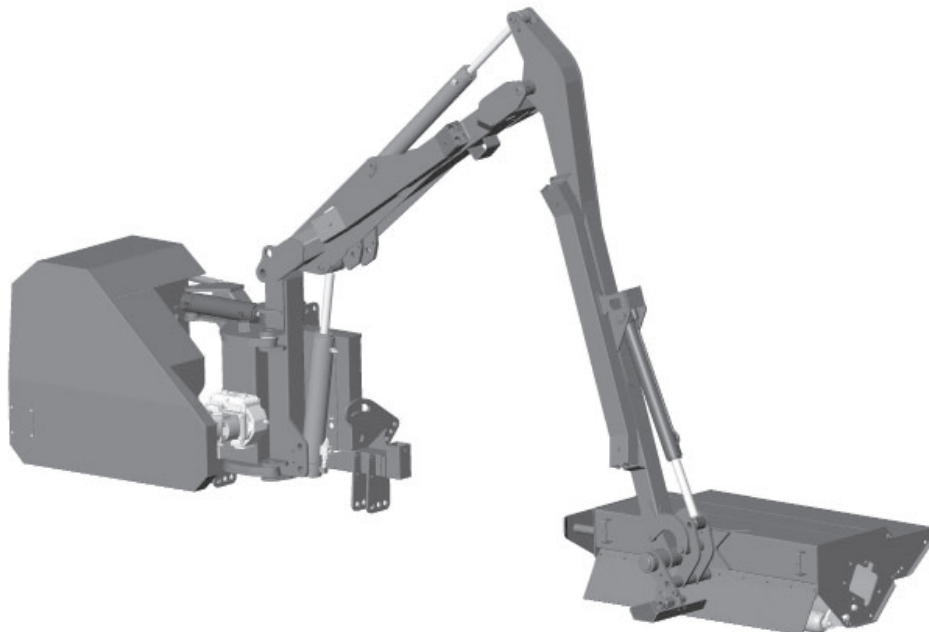
An Operator's Manual was shipped with the equipment. The Operator's Manual is an integral part of the safe operation of this machine and must be maintained with the unit at all times. **READ, UNDERSTAND, and FOLLOW** the Safety and Operation Instructions contained in this manual before operating the equipment. If the Operator's Manual is not with the equipment, contact your dealer or Bush Hog to obtain a copy before operating the equipment.

Important Operating and Safety Instructions are found in the Mower Safety Video that can be instantly accessed on the Internet at:
www.algqr.com/bve

Safety Video



www.algqr.com/bve



BUSH HOG®

2501 Griffin Ave.
Selma, AL 36703
Parts Ordering 1-800-304-2836
www.bushhog.com

ATENCIÓN!

LEA EL INSTRUCTIVO

Si No Lee Ingles, Pida Ayuda a Alguien
Que Si Lo Lea Para Que le Traduzca las
Medidas de Seguridad.



A MEMBER OF THE
ALAMO GROUP
ALWAYS ON THE CUTTING EDGE®

© 2014 Alamo Group Inc.

PARTS ORDERING GUIDE

The following instructions are offered to help eliminate needless delay and error in processing purchase orders for the equipment in this section.

1. The Parts Section is prepared in logical sequence and grouping of parts that belong to the basic machine featured in this manual. Part Numbers and Descriptions are given to help locate the parts and quantities required.
2. The Purchase Order must include the name and address of the person or organization ordering the parts, who should be charged, and if possible, the serial number of the machine for which the parts are ordered.
3. The Purchase Order must clearly list the quantity of each part, the complete and correct part number (be sure to include all periods), and the basic name of the part.
4. The Manufacturer reserves the right to substitute parts where applicable.
5. Some parts are unlisted items which are special production items not normally stocked and are subject to special handling. Request a quotation for such parts before sending a Purchase Order.
6. The Manufacturer reserves the right to change prices without prior notice.



For maximum safety and to guarantee optimum product reliability, always use genuine **BUSH HOG** Parts. The use of inferior replacement parts may cause premature or catastrophic failure which could result in serious injury or death. Direct any questions regarding parts to:

BUSH HOG
2501 Griffin Ave.
Selma, AL. 36703
www.bushhog.com
Contact Us
800-304-2836







To The Owner/Operator/Dealer

All implements with moving parts are potentially hazardous. There is no substitute for a cautious, safe-minded operator who recognizes the potential hazards and follows reasonable safety practices. The manufacturer has designed this implement to be used with all its safety equipment properly attached to minimize the chance of accidents.

BEFORE YOU START! Read the safety messages on the implement and shown in your manual. Observe the rules of safety and common sense!

DANGER

FAILING TO FOLLOW SAFETY MESSAGES AND OPERATING INSTRUCTION CAN CAUSE SERIOUS BODILY INJURY OR EVEN DEATH TO OPERATOR AND OTHERS IN THE AREA.

<p>1.</p> 	<p>2. NO RIDERS. NO CHILDREN OPERATORS</p> 	<p>3. USE SAFETY SHOES, HARD HAT, SAFETY GLASSES, SEAT BELTS, ROPS & OPS.</p> 	<p>4. BLOCK UP SECURELY BEFORE WORKING UNDER.</p> 
---	--	--	---

1. Study and understand Operator's Manuals, Safety Decals, and Instructional Decals for tractor and implement to prevent misuse, abuse, and accidents. Practice before operating in a confined area or near passersby.

- Learn how to stop engine suddenly in an emergency. Be alert for passersby and especially children.

2. Allow no children on or near folding mower or tractor. Allow no riders on tractor or implement. Falling off may cause serious injury or death from being run over by tractor or mower or contact with rotating blades.

3. Operate only with tractor having Roll-Over Protective Structure (ROPS) and with seat belt securely fastened to prevent injury and possible death from falling off or tractor overturn.

- Personal Protective Equipment such as Hard Hat, Safety Glasses, Safety Shoes, & Ear Plugs are recommended.

4. Block up or support raised machine and all lifted components securely before putting hands or feet under or working underneath any lifted component to prevent crushing injury or death from sudden dropping or inadvertent operation of controls. Make certain area is clear before lowering or folding.

5. Before transporting, put Lift Lever in detent or full-lift position. Install Transport Safety Devices securely on folding mowers. Put Booms securely in Transport Rest.





- Folding and Boom Mowers have raised center of gravity. Slow down when turning and on hillsides.

6. Make certain that SMV sign, warning lights, and reflectors are clearly visible. Follow local traffic codes.

7. Never operate with Cutting Head or Folding Section raised if passersby, bystanders, or traffic are in the area to reduce possibility of injury or death from objects thrown by Blades under Guards or mower structure.

8. Before dismounting, secure implement in transport position or lower to ground.

- Put tractor in park position or set brake, disengage PTO, stop engine, remove key, and wait until noise of rotation has ceased to prevent crushing by entanglement in rotating parts which could cause injury or death.
- Never mount or dismount a moving vehicle. Crushing from runaway may cause serious injury or death.

<p>5. TRANSPORT SAFELY, LOCK UP.</p> 	<p>6. USE SMV, LIGHTS, & REFLECTORS.</p> 	<p>7. DO NOT OPERATE WITH CUTTER OR WING RAISED</p> 	<p>8. DO NOT MOUNT OR DISMOUNT WHILE MOVING.</p>  <small>02967827</small>
--	--	--	---

 **WARNING**

Cancer and Reproductive Harm

www.P65Warnings.ca.gov

WARRANTY INFORMATION:

Read and understand the complete Warranty Statement found in this Manual. Fill out the Warranty Registration Form in full and return it to within 30 Days. Make certain the Serial Number of the Machine is recorded on the Warranty Card and on the Warranty Form that you retain.

LIMITED WARRANTY



Bush Hog warrants to the original purchaser of any new Bush Hog equipment, purchased from an authorized Bush Hog dealer, that the equipment be free from defects in material and workmanship for a period of one (1) year for non-commercial, state and municipalities' use and ninety (90) days for commercial use from date of retail sale. The obligation of Bush Hog to the purchaser under this warranty is limited to the repair or replacement of defective parts.

Replacement or repair parts installed in the equipment covered by this limited warranty are warranted for ninety (90) days from the date of purchase of such part or to the expiration of the applicable new equipment warranty period, whichever occurs later. Warranted parts shall be provided at no cost to the user at an authorized Bush Hog dealer during regular working hours. Bush Hog reserves the right to inspect any equipment or parts which are claimed to have been defective in material or workmanship.

DISCLAIMER OF IMPLIED WARRANTIES & CONSEQUENTIAL DAMAGES

Bush Hog's obligation under this limited warranty, to the extent allowed by law, is in lieu of all warranties, implied or expressed, **INCLUDING IMPLIED WARRANTIES OF MERCHANTABILITY AND FITNESS FOR A PARTICULAR PURPOSE** and any liability for incidental and consequential damages with respect to the sale or use of the items warranted. Such incidental and consequential damages shall include but not be limited to: transportation charges other than normal freight charges; cost of installation other than cost approved by Bush Hog; duty; taxes; charges for normal service or adjustment; loss of crops or any other loss of income; rental of substitute equipment, expenses due to loss, damage, detention or delay in the delivery of equipment or parts resulting from acts beyond the control of Bush Hog.

THIS LIMITED WARRANTY SHALL NOT APPLY:

1. To vendor items which carry their own warranties, such as engines, tires, and tubes.
2. If the unit has been subjected to misapplication, abuse, misuse, negligence, fire or other accident.
3. If parts not made or supplied by Bush Hog have been used in connection with the unit, if, in the sole judgement of Bush Hog such use affects its performance, stability or reliability.
4. If the unit has been altered or repaired outside of an authorized Bush Hog dealership in a manner which, in the sole judgement of Bush Hog, affects its performance, stability or reliability.
5. To normal maintenance service and normal replacement items such as gearbox lubricant, hydraulic fluid, worn blades, or to normal deterioration of such things as belts and exterior finish due to use or exposure.
6. To expendable or wear items such as teeth, chains, sprockets, belts, springs and any other items that in the company's sole judgement is a wear item.

NO EMPLOYEE OR REPRESENTATIVE OF BUSH HOG IS AUTHORIZED TO CHANGE THIS LIMITED WARRANTY IN ANY WAY OR GRANT ANY OTHER WARRANTY UNLESS SUCH CHANGE IS MADE IN WRITING AND SIGNED BY BUSH HOG'S SERVICE MANAGER, 2501 GRIFFIN AVE., SELMA, ALABAMA 36703.



Record the model number, serial number and date purchased. This information will be helpful to your dealer if parts or service are required.

MODEL NUMBER _____

SERIAL NUMBER _____

DATE OF RETAIL SALE _____

MAKE CERTAIN THE WARRANTY
HAS BEEN FILED WITH BUSH HOG
SELMA, ALABAMA

ALPHABETICAL INDEX

RMB1865/1865E, RMB1865-1/RMB1865E-1 BOOM MOWER

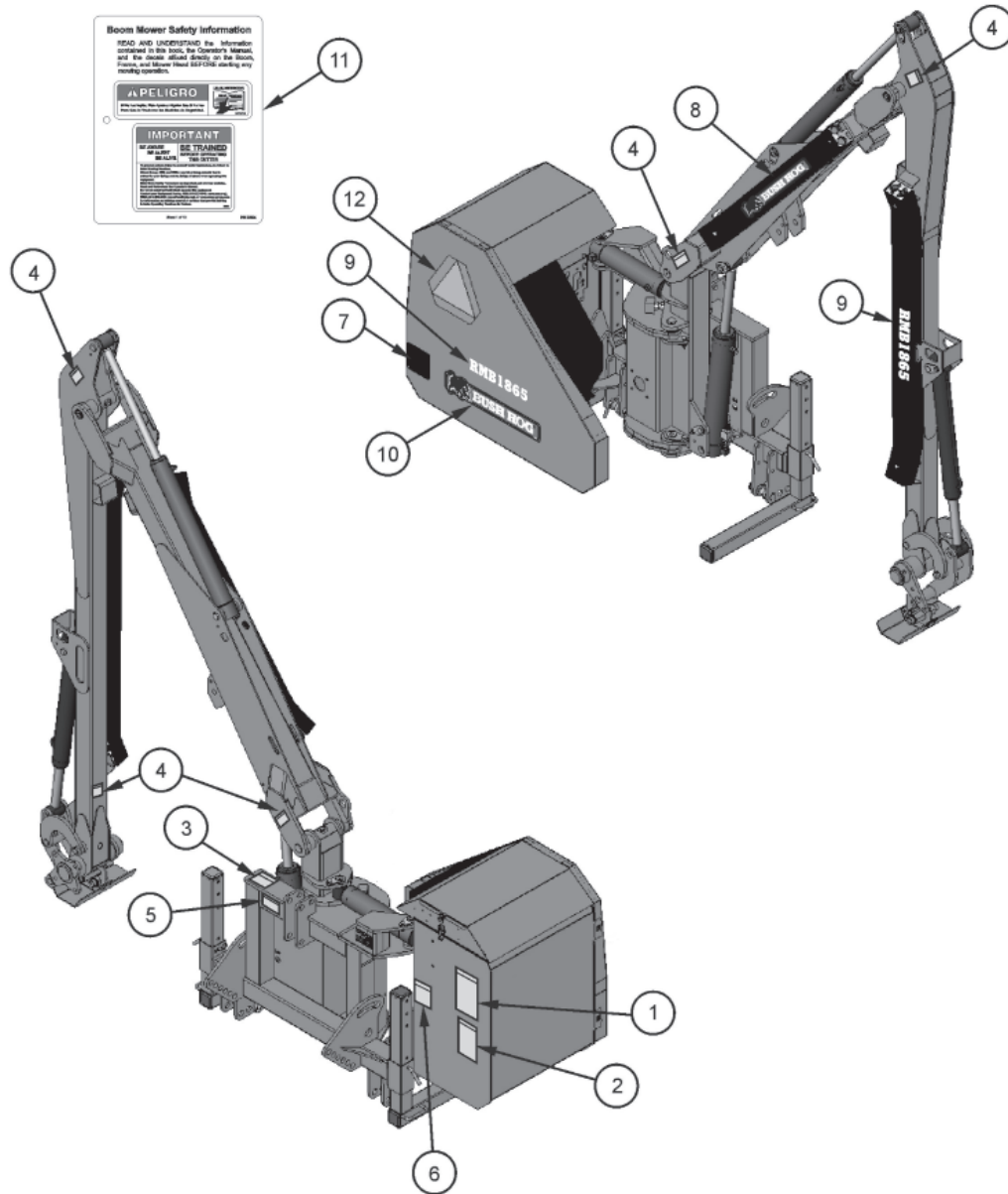
ITEM	PAGE NUMBER
100 LPM DRIVE MODULE - SUPERCUT AND MULTI-CUT	93-1-54
BEARING UNIT MODULE - ROTARY HEAD	93-1-67
BLADE BAR ASSEMBLY - ROTARY HEAD	93-1-72
BRACKET MODULE - ROTARY HEAD	93-1-69
BUZZER CONTROL KIT for SIDE WHEEL	93-1-75, 93-1-76
CAB CONTROL MOUNT	93-1-50
CABLE ARMHEAD CONTROL VALVE W/O QUICK RELEASE CABLES (RMB1865, RMB1865E)..	93-1-46, 93-1-47
CABLE ARMHEAD CONTROL VALVE WITH QUICK RELEASE CABLES (RMB1865-1) ..	93-1-48, 93-1-49
CABLE ROTOR CONTROL VALVE W/O QUICK RELEASE CABLES (RMB1865, RMB1865E)	93-1-44
CABLE ROTOR CONTROL VALVE WITH QUICK RELEASE CABLES (RMB1865-1, RMB1865E-1)	93-1-45
CASING - SUPERCUT FLAILHEAD	93-1-53
CASING MODULE - ROTARY HEAD	93-1-68
CUTTER BAR, RH	93-1-81
DIPPER ARM	93-1-6
DECAL KIT - ROTARY HEAD	93-1-71
FILTER AND DIFFUSER ASSEMBLY	93-1-16, 93-1-17
FLAIL HEAD - MULTICUT	93-1-60
FLAIL HEAD - SUPERCUT (47" WIDE)	93-1-52
FRONT FLAP KIT, SUPERCUT AND MULTICUT	93-1-58
GEARBOX ASSEMBLY - PARTS (BIMA) (RMB1865, RMB1865E)	93-1-26, 93-1-27
GEARBOX ASSEMBLY - PARTS (COMER) (RMB1865-1, RMB1865E-1)	93-1-28, 93-1-29
GUARD KIT	93-1-42
HEAD, ANGLING	93-1-7
HOSE KIT - RMB1865, RMB1865-1	93-1-31
HOSE KIT - RMB1865E, RMB1865E-1	93-1-32, 93-1-33
HYDRAULIC CYLINDER - ANGLE	93-1-23
HYDRAULIC CYLINDER - LIFT	93-1-22
HYDRAULIC CYLINDER - REACH	93-1-21
HYDRAULIC CYLINDER - SLEW	93-1-20
HYDRAULIC HOSES AND FITTINGS	93-1-18, 93-1-19
HYDRAULICS MODULE - ROTARY HEAD	93-1-70
HYDRAULIC TANK	93-1-14, 93-1-15
LIFT FLOAT KIT	93-1-77
LIGHT KIT (OPTIONAL FOR RMB1865 & RMB1865E ONLY)	93-1-78
LIGHT KIT (OPTIONAL FOR RMB1865-1 & RMB1865E-1 ONLY)	93-1-79
LIGHT KIT (STANDARD FOR RMB1865-1 & RMB1865E-1 ONLY)	93-1-80

ALPHABETICAL INDEX

RMB1880F & RMB2080F BOOM MOWER

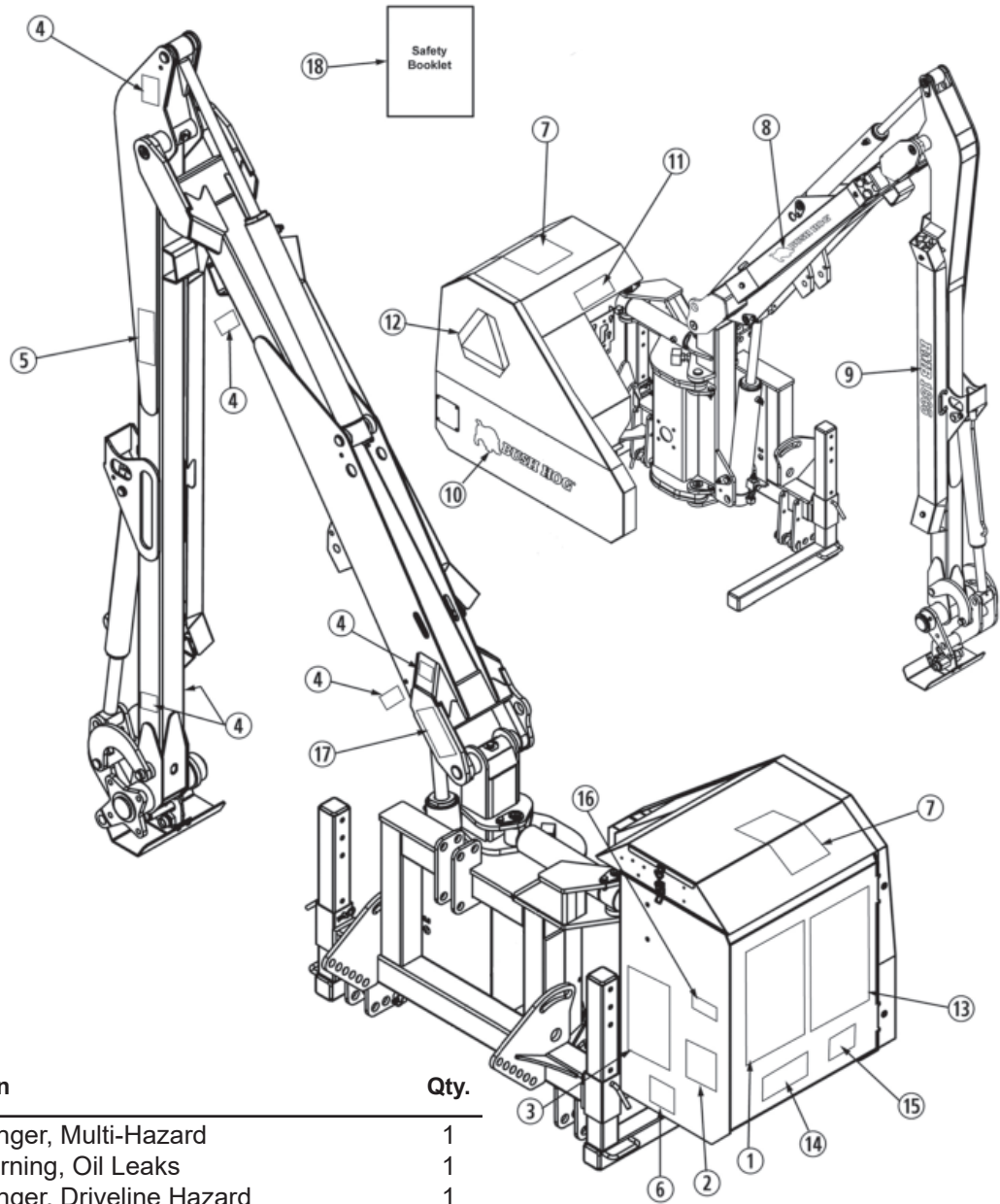
ITEM	PAGE NUMBER
MAIN ARM	93-1-5
MAIN FRAME	93-1-10, 93-1-11
MANIFOLD ADAPTOR KIT - RMB1865E, RMB1865E-1	93-1-38
MANIFOLD ASSEMBLY - RMB1865E, RMB1865E-1	93-1-36, 93-1-37
MOTOR COVER - MULTICUT	93-1-64
MOTOR COVER 1.2M SUPERCUT	93-1-56
MOTOR MODULE - ROTARY HEAD	93-1-73
PILLAR, RH	93-1-8, 93-1-9
PUMP AND GEARBOX ASSEMBLY (BIMA) (RMB1865, RMB1865E)	93-1-24, 93-1-25
PUMP AND GEARBOX ASSEMBLY (COMER) (RMB1865-1, RMB1865E-1)	93-1-28
PUMP ASSEMBLY	93-1-30
QUAD DRIVE MODULE - MULTICUT	93-1-63
QUAD ROTOR KIT F10C, 1.2M	93-1-82
ROLLER 1.2 SUPERCUT	93-1-57
ROLLER ASSEMBLY - MULTICUT	93-1-62
ROTOR MODULE - MULTICUT	93-1-61
ROTOR MODULE - SUPERCUT	93-1-55
SAFETY DECALS (BOOM) (RMB1865, RMB1865E)	93-1-1
SAFETY DECALS (BOOM) (RMB1865-1, RMB1865E-1)	93-1-2
SAFETY DECALS (CUTTER HEAD)	93-1-3
SHEARTRIM SICKLEBAR (59" WIDE)	93-1-51
SHIELDING	93-1-12, 93-1-13
SIDE WHEEL KIT - ROTOR HEAD	93-1-74
SKID KIT - MULTICUT	93-1-65
SKID KIT - SUPERCUT	93-1-59
SPINDLE & HOUSING ASSY	93-1-83
STABILIZER	93-1-4
STOP ASSEMBLY - ROTARY HEAD	93-1-66
SOLENOID KIT - RMB1865E, RMB1865E-1	93-1-39
SOLENOID KIT - RMB1865E-1	93-1-42 & 93-1-43
SWITCH BOX ASSY. - RMB1865E, RMB1865E-1 (Used on Models with Serial No's before M1435109) ...	93-1-39
SWITCH BOX ASSY. - RMB1865E-1 (Used on Models starting with Serial No. M1435109 & Above)	93-1-40
SWITCH BOX PARTS - RMB1865E-1 (Used on Models starting with Serial No. M1435109 & Above)	93-1-41
VALVE ASSEMBLY - RMB1865E, RMB1865E-1	93-1-34, 93-1-35

SAFETY DECAL, (BOOM) RMB1865 & RMB1865E)



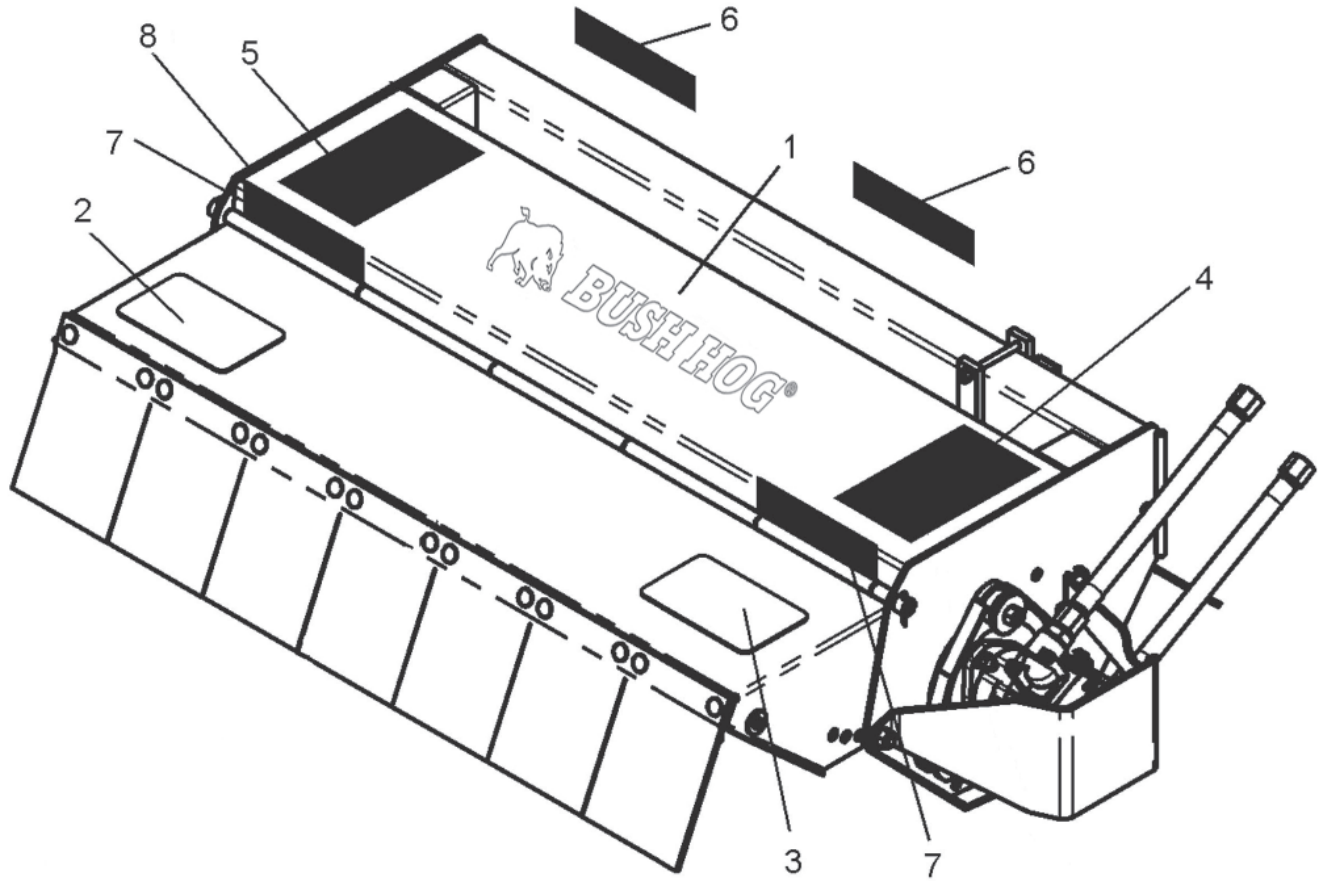
Item No.	Part No.	Description	Qty.
1	D433	Decal, Multi Hazard	1
2	D388	Decal, Driveline Hazard	1
3	D355	Decal, Important Sway Bars	1
4	D623	Decal, Warning Pinch Point	6
5	D628	Decal, Danger Crushing Hazard	1
6	D617	Decal, Warning Oil Leak	1
7	D354	Decal, Danger Crushing Hazard	1
8	50083389	Decal, Bush Hog Logo, 14.85"	1
9	50068739	Decal, Model No. 1865	2
10	50083388	Decal, Bush Hog Logo, 22"	1
11	D524	Booklet, Safety	1
12	83380	Reflector, SMV Triangle	1

SAFETY DECAL, (BOOM) RMB1865-1 & RMB1865E-1



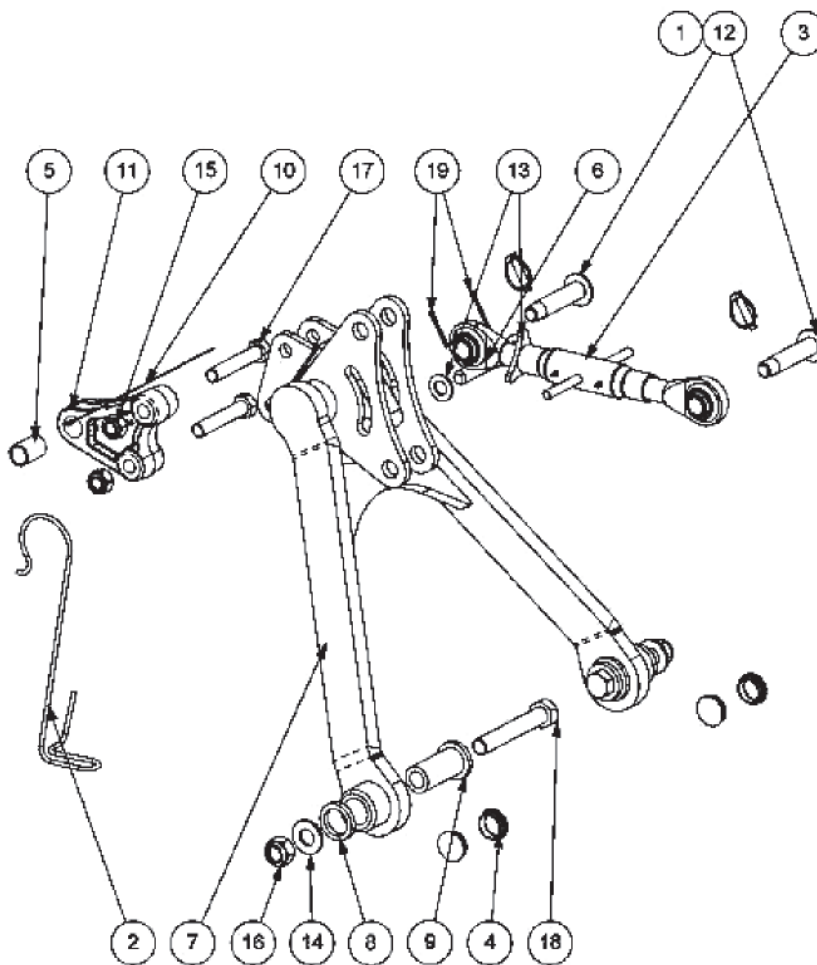
Item No.	Part No.	Description	Qty.
1	D823	Decal, Danger, Multi-Hazard	1
2	D617	Decal, Warning, Oil Leaks	1
3	D547	Decal, Danger, Driveline Hazard	1
4	D623	Decal, Warning, Pinch Points	6
5	D719	Decal, Danger, Keep Clear Auto Breakaway Return	1
6	D716	Decal, Warning, Stabilizers in Poistion	1
7	D618	Decal, Warning, Boom Multi-Hazard	1
8	50083389	Decal, Bush Hog Logo	1
9	50068739	Decal, Model, RMB1865	1
10	50083388	Decal, Bush Hog Logo	1
11	D625	Decal, Warning, Pressurized Tank	1
12	83380	SMV Sign	1
13	D825	Decal, Danger, Multi-Language	1
14	D723	Decal, Lubrication Chart	1
15	D628	Decal, Danger, Crushing Hazard	1
16	D559	Decal, Warning, Bush Hog Genuine Parts	1
17	1291133	Decal, Notice, Arm Reversing	1
18	-----	Safety Booklet	1

SAFETY DECAL (CUTTER HEAD)



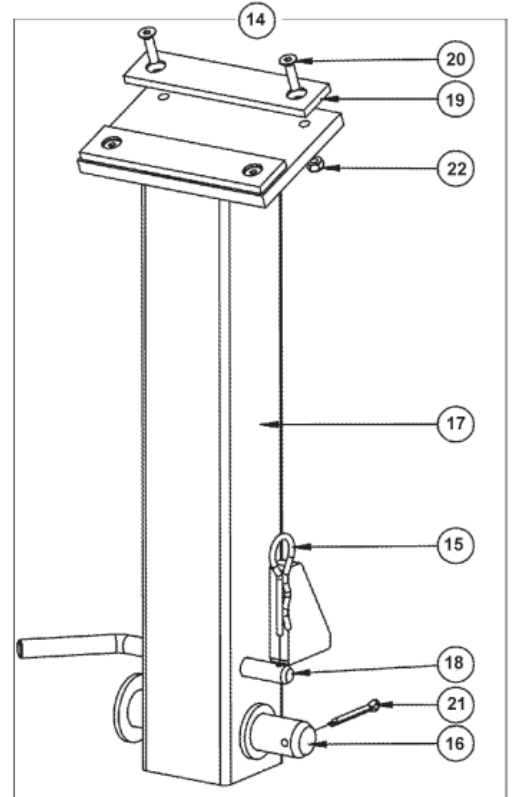
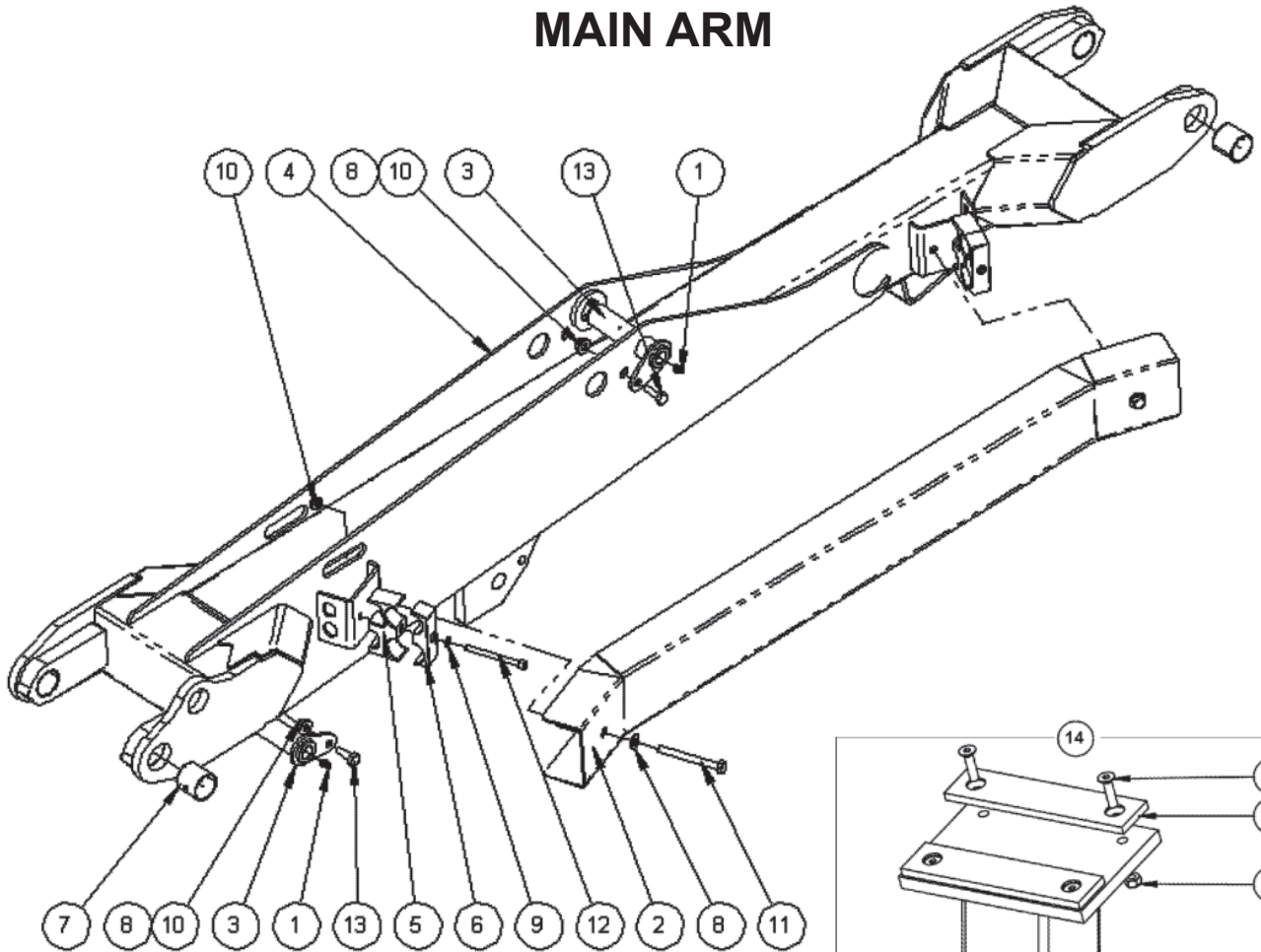
Item No.	Part No.	Description	Qty.
1	50083388	Decal, Bush Hog Logo	1
2	D626	Decal, Deflector Warning	1
3	02965141	Decal, Warning Thrown Objects	1
4	1290738	Decal, Instruction	1
5	09.821.35	Decal, Instruction Multi	1
6	1458392	Reflector, Red	2
7	1458393	Reflector, Yellow	2
8	09.810.01	Decal, Instruction Grease	2
9	D559	Decal, Genuine Bush Hog Parts	1

STABILIZER



Item No.	Part No.	Description	Qty.
1	0431217	Lynch Pin, Med. 7/16	2
2	21160.03	PTO Hook Support-Plated	1
3	21370.07	Top Link Assy - 357 To 517mm	1
4	21388.01	Plastic Insert 45mm Dia	4
5	21883.01	Sleeve HFS Tube 38.6 x 6.3 Wal	1
6	22072.01	Quadrant Pin-Stabilizer	1
7	41205.13	Narrow Nose Stabilizer W.A.	1
8	45999.04	Spacer 55 x 40.5 x 9	2
9	45999.05	Spacer Sleeve	2
10	7196045	Hose Tie- 350.0 Lg	1
11	7499506C	Stabilizer Tongue Cat. 3-Cast	1
12	7560144	Pin-Top Link	2
13	9100108	Flatwasher M20	2
14	9100109	Flatwasher M24 BZP	2
15	9163008	Nyloc Nut M20	2
16	9163009	Nyloc Nut M24	2
17	9213228	Bolt	2
18	9213309	Capscrew M24 x 150	2
19	9501406	Cotter Pins, 5MM x 40MM	2

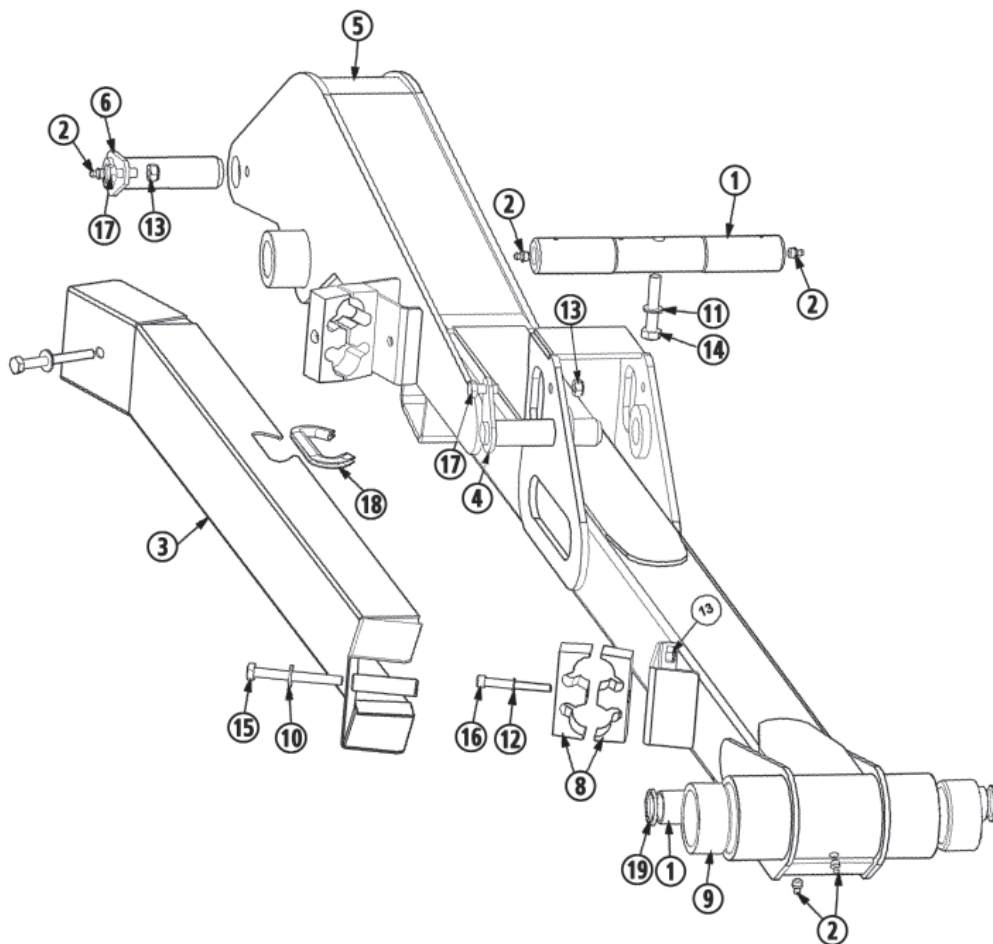
MAIN ARM



Item No.	Part No.	Description	Qty.
1	0901121	Grease Nipple, 1/8	2
2	45192.10	Hose Guard W.A.	1
3	45202.06	Lift Base Pin W/Assy	2
4	45318.06	Main Arm RMB1865/RMB1865E	1
5	06.430.18	Clamp, Lower Hose	2
6	7193063	1" BSP Pair Hose Clamps	1
7	7115208	Bush, PM4040DX	4
8	9100105	Flatwasher, M10	4
9	9100204	Spring Washer, 8MM	2
10	9163005	Nut M10 Nyloc	4
11	9213205	Capscrew M10 x 100	2
12	9343184	Capscrew M8 x 90 BZP	2
13	9313065	Hex B Metric 10-P1.5-30MM PL5	2
14	7494836	Transport Prop Kit	1
15	0431105	Spring Cotter	1
16	42038.02	Pin	1
17	21131.04	Transport Prop Weldment	1
18	43074.01	Lock Pin	1
19	43091.03	Pad	2
20	9353053	Capscrew M6 x 25 Socket Hd. Csk	4
21	9501406	Split Pin M5 x 40	1
22	9163003	Nut, Nyloc M6	4

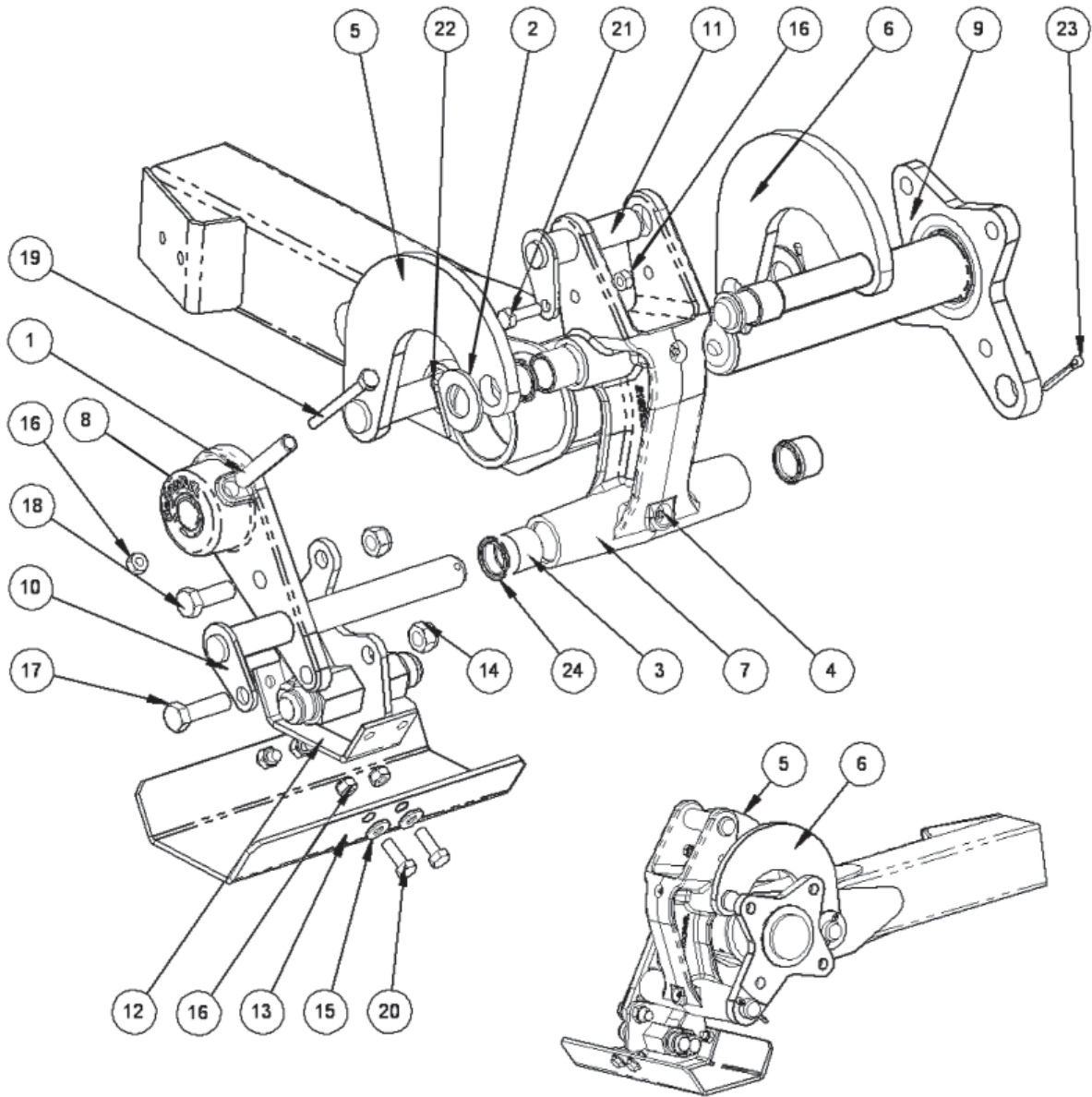
This Kit is standard on machines with Serial Numbers M1434913 and above.

DIPPER ARM



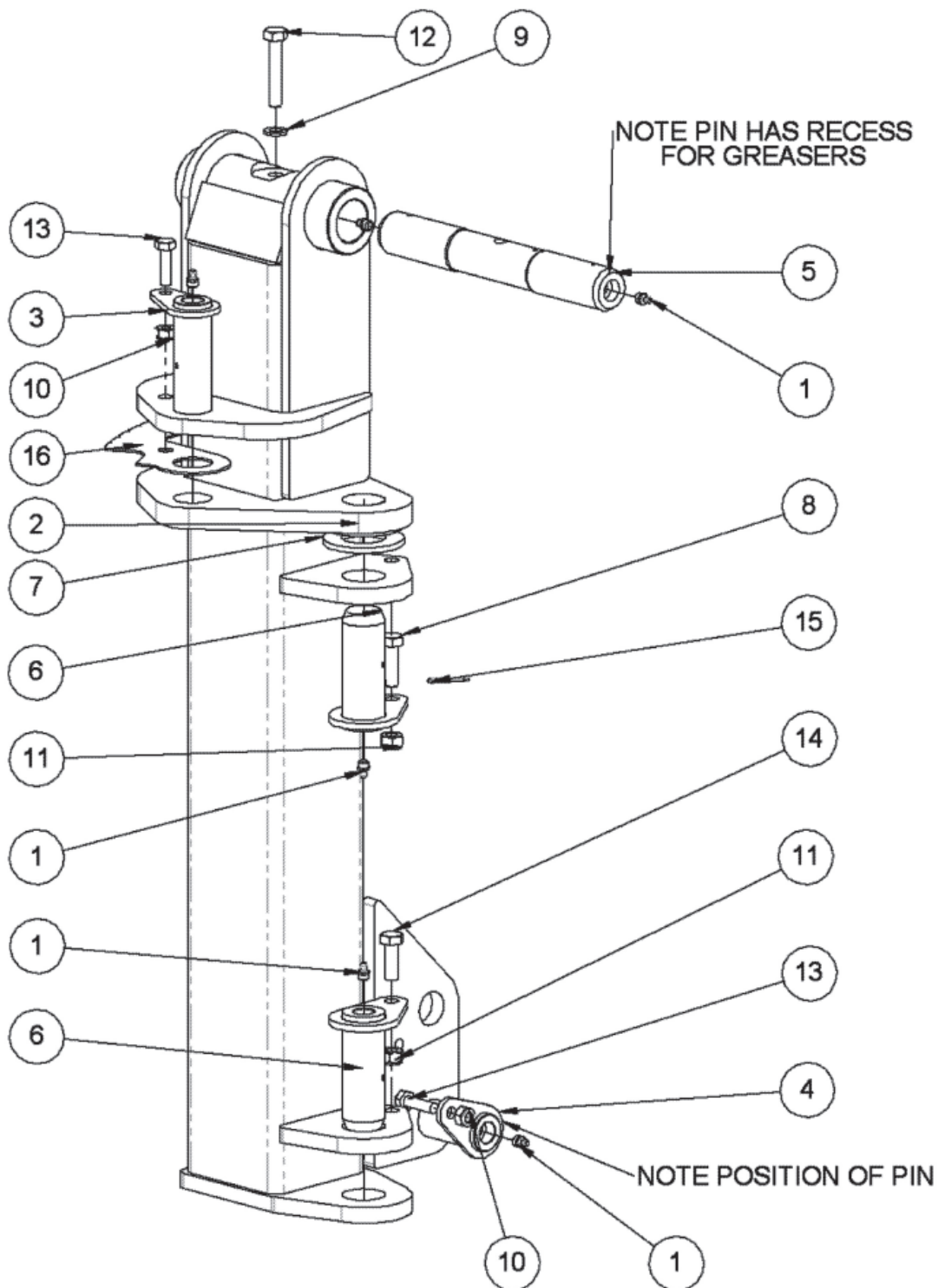
Item No.	Part No.	Description	Qty.
1	08.297.04	Bushing 37 x 30 x 30	2
2	0901121	Grease Nipple, 1/8	5
3	22522.04	Hose Guard W/A Black	1
4	42684.07	Pin W/A Dipper Ram	1
5	45063.14	RH Dipper Arm W.A.	1
6	45202.01	Pin W/A - T/Link Outer	1
7	45264.03	Main Pivot Pin	1
8	45630.01	Clamp, Hose	4
9	7136035	Bushing, Flail Head	2
10	9100105	Flatwasher, 10.5 x 23.5 x 2.0	2
11	9100206	Lockwasher 12mm	1
12	9100404	Washer, M8 External Shakeproof	2
13	9163005	Nut M10 Nyloc	4
14	9213136	Capscrew M12-P1.75 x 65mm	1
15	9213205	Capscrew M10 x 100	2
16	9243154	Capscrew M8 x 75 Lg BZP	2
17	9313055	Capscrew M10-P1.50 x 25mm	5
18	41741.16	Edging Strip - 160mm Lg	1
19	8629218	Seal, Lip 30 x 40 x 4	2

HEAD, ANGLING



Item No.	Part No.	Description	Qty.	Item No.	Part No.	Description	Qty.
1	0423556	Spring Dowel 5/8 in x 3-1/2 in	1	13	7198333	Hose Tray	1
2	05.281.18	Flat Washer 30mm - Plated	2	14	T7942	Nut, Nyloc M16 x 1.5P	2
3	22774.04	THK Wall DX 37 x 30 x 30	4	15	9100105	Flatwasher 10.5 x 23.5 x 2.0	4
4	0901121	Grease Nipple, 1/8	2	16	9163005	Nut M10 Nyloc	6
5	42646.03	Radius Arm	1	17	9200023	Bolt Ht M16 x 1.5P x 55 Lg	1
6	42646.04	Radius Arm	1	18	9200028	Bolt	1
7	21801.01	Slave Link Casting	1	19	9213205	Bolt M10 x 100	1
8	42648.01C	Jaw Plt Cast 30.0 Pivots	1	20	9313065	Capscrew M10-P1.5 x 30mm PI5	4
9	42649.01	Pivot Tube	1	21	9313075	Capscrew M10-P1.50 x 35mm	5
10	42684.01	Pin	1	22	9501406	Cotter Pins 5MM x 40MM	2
11	42684.05	Pin - 30mm x 116 Lg	1	23	9501507	Cotter Pins 6 x 50MM	1
12	43055.09	Hose Brkt 1-5/16 JIC	1	24	8629218	Seal, 30 x 40 x 4	4

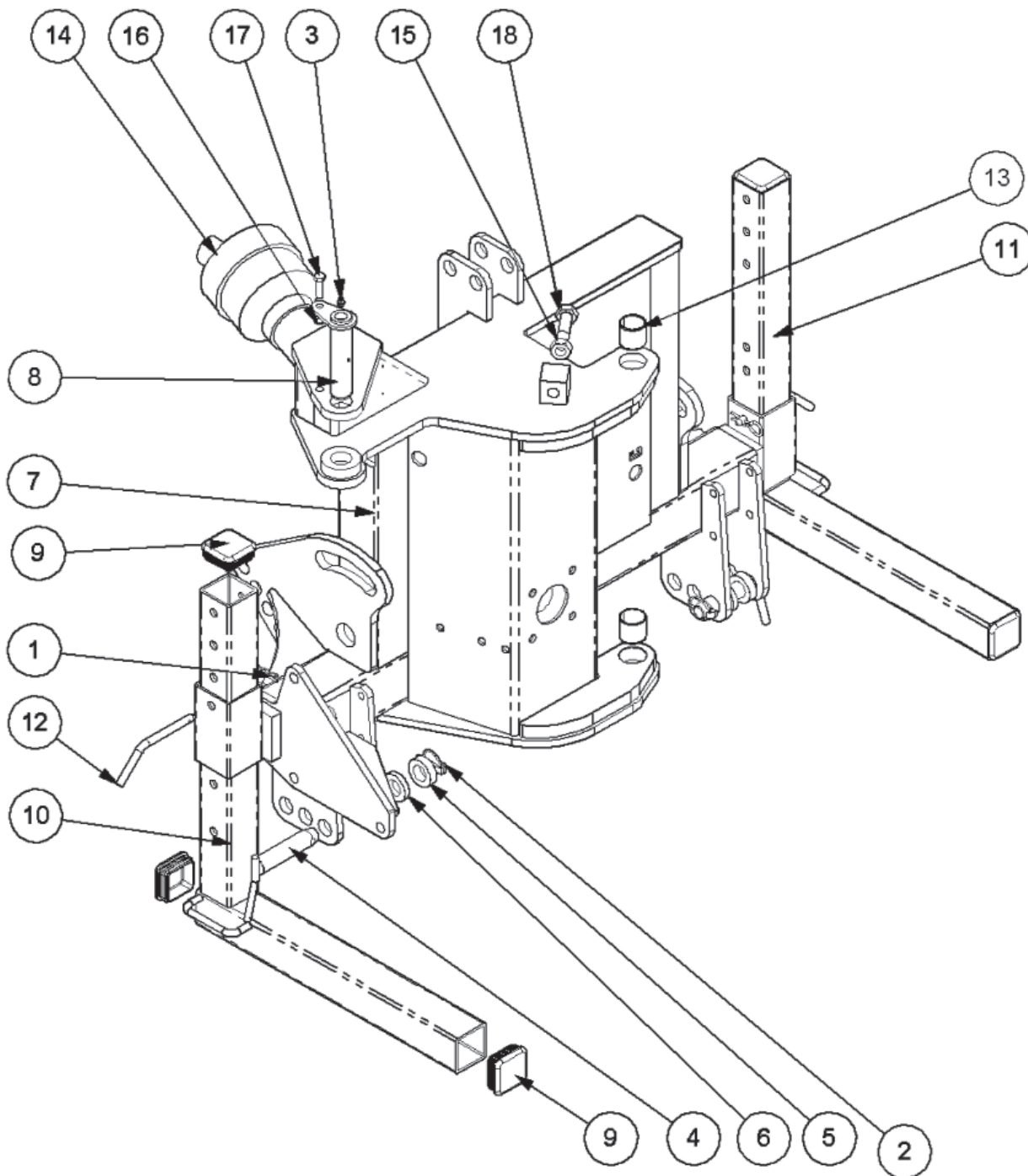
PILLAR, RH



PILLAR,RH

Item No.	Part No.	Description	Qty.
1	0901121	Grease Nipple, 1/8	6
2	45192.10	RH Pillar	1
3	45202.04	Pin W/A - Slew Rod	1
4	45202.07	Pin W/A - Left Ram Base	1
5	45264.03	Main Pivot Pin	1
6	45271.01	Pivot Pin	2
7	45298.01	Thrust Washer 75 x 41 x 5	1
8	45416.01	Screw, Special M12 x 40 Drilled	1
9	9100206	Lockwasher, 12mm	1
10	9163005	Nut M10 Nyloc	2
11	9163006	Nut Nyloc M12	2
12	9213136	Capscrew M12-P1.75- 65mm	1
13	9313075	Capscrew M10-P1.50- 35mm	2
14	9313076	Capscrew M12-P1.75- 35mm	1
15	9501255	Cotter Pin 4mm x 25mm	1
16	45425.13	Sensor Plate	1

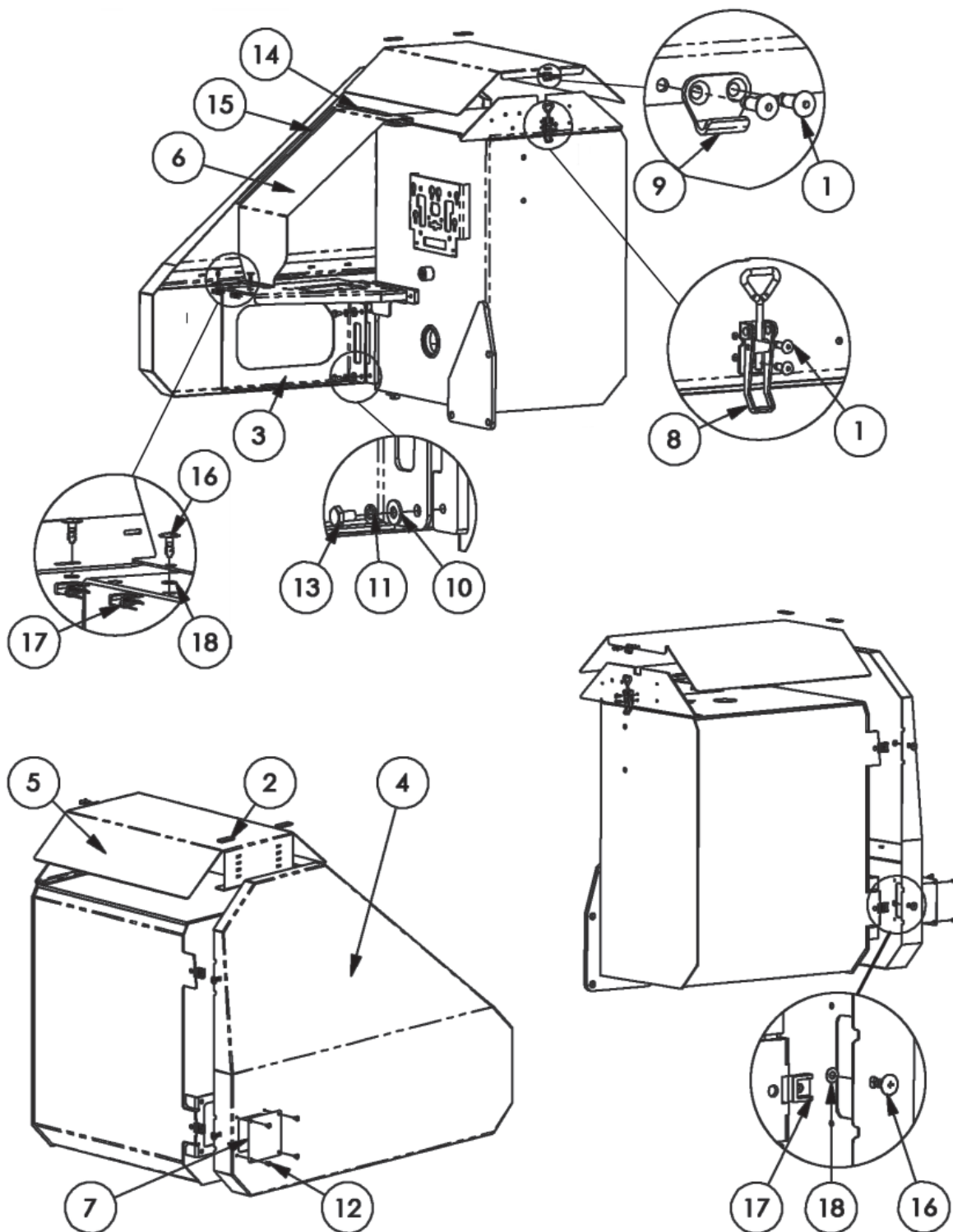
MAINFRAME



MAINFRAME

Item No.	Part No.	Description	Qty.
1	0431105	Pin, Cotter	2
2	0431217	Lynch Pin, Med. 7/16	2
3	0901121	Grease Nipple, 1/8	1
4	41559.01	Linkage Pin Cat 2	2
5	43332.01	Spacer, 15 Lg.	2
6	43332.02	Spacer, 10 Lg.	2
7	45193.10	RH Mainframe	1
8	45202.05	Pin	1
9	45210.01	Plug, Plastic, Square	6
10	45293.01	Stand Leg LH	1
11	45293.02	Stand Leg RH	1
12	45297.01	Leg Pin	2
13	7115208	Bushing 40 x 44 x 40 Glacier	2
14	7136330	Driveline, 27 Pin Ctrs	1
15	9113008	Nut M 20 - P2.5	1
16	9163005	Nut M10 Nyloc	1
17	9313075	Capscrew M10-P1.50- 35mm	1
18	9313118	Capscrew M20 x 55 (Coarse) H.T.	1

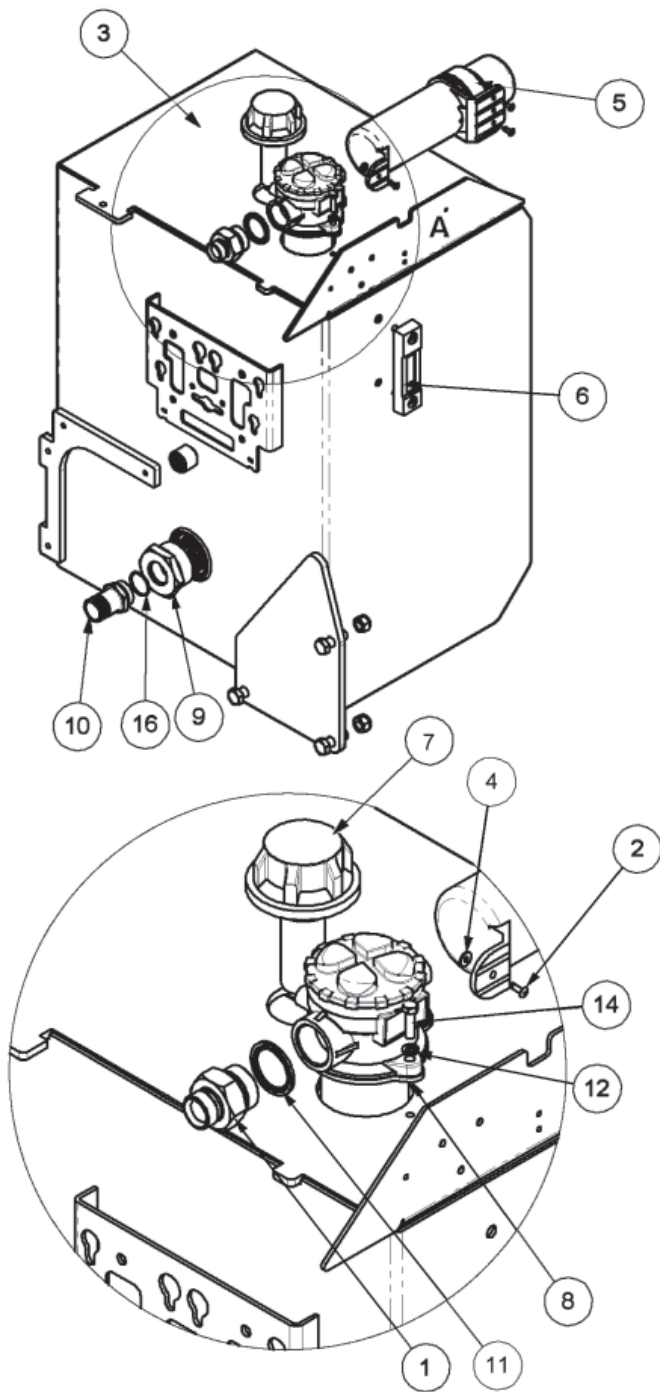
SHIELDING



SHIELDING

Item No.	Part No.	Description	Qty.
1	21612.01	Pop Rivet Dia 4.8 x 16 Lg	4
2	21726.31	Sponge Pad	2
3	22472.02	RH Cover & Valve Mtg	1
4	22476.04	RH Rear Cover W.A.	1
5	22477.03	Tank Top Cover	1
6	22513.02	RH Valve Cover	1
7	22531.01	Blanking Plate-Rear Cover	1
8	43449.02	Overcentre Fastener	1
9	46007.01	Hook-Small	1
10	9100105	Flatwasher, 10.5 x 23.5 x 2.0	4
11	9100205	Lockwasher, 10mm Dia. BZP	4
12	9300164	Taptite M6 x 12	4
13	9313035	Capscrew M10-P1.50- 16mm	4
14	21726.34	Foam Strip 275mm Lg	1
15	21726.35	Foam Strip 410mm Lg	1
16	22549.01	Short Nose, Slotted Head Size 8	4
17	22549.02	Fast Turn Size 8 Slip On	4
18	22549.03	Fast Turn Plastic Retainer	4

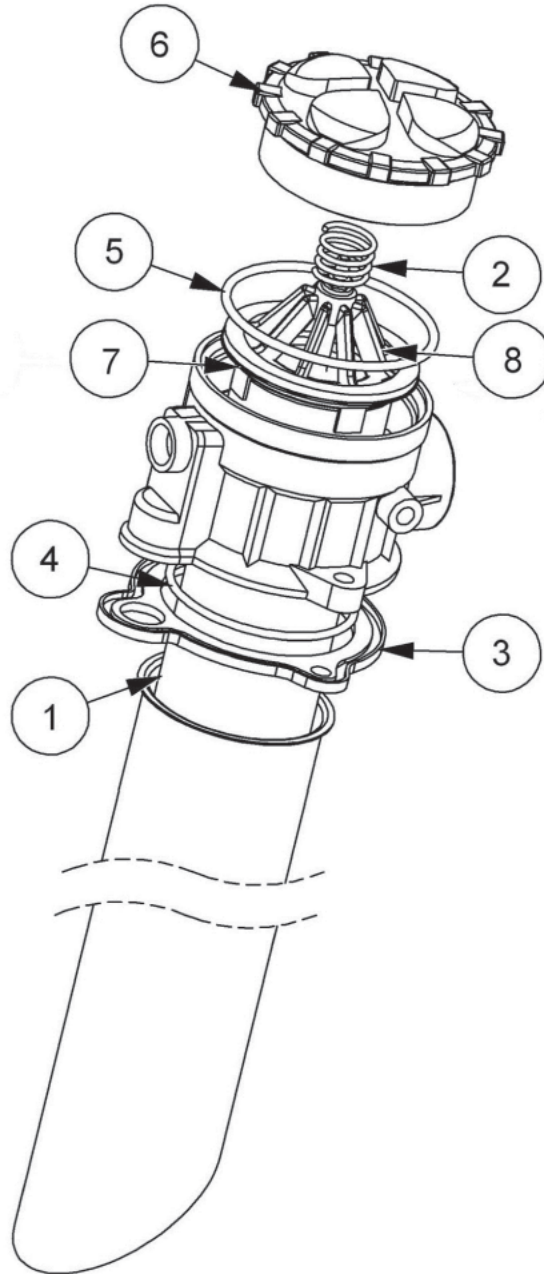
HYDRAULIC TANK



HYDRAULIC TANK

Item No.	Part No.	Description	Qty.	NOTES
1	05.131.01	Adaptor 1" x 1-1/4" BSP	1	
2	21612.02	Pop Rivet Dia 4.8 x 16 Lg	3	
3	22470.04	Tank W.A.-RH	1	Serial Numbers M1433228 and Below
	22470.14	Tank W.A. - RH	1	Serial Numbers M1433229 and Above
4	22530.01	Rivet Washer-For 4.8 Dia Rivet	3	
5	46505.01	Plastic Manual Holder Us	1	
6	8401048	Gauge, Level	1	
7	8401050	Breather Cap	1	Serial Numbers M1433228 and Below
	8401137	Breather Cap	1	Serial Numbers M1433229 and Above
8	8401088	Filter Assy Incl Diffuser	1	Serial Numbers M1433228 and Below
	8401146	Filter Assy Incl Diffuser	1	Serial Numbers M1433229 and Above
9	8401097	Suction Strainer 125 Micron	1	
10	8581260	Adp. Hyd. 1-1/4 BSP x 1-1/2 BSP	1	
11	8650109	1-1/4 BSP Bonded Seal	1	
12	9100204	Spring Washer 8mm	4	Serial Numbers M1433228 and Below
	8650310	Bonded Seal M10	4	Serial Numbers M1433229 and Above
13	9163007	M16 Nyloc Nut	3	
14	9313064	Capscrew M8 x 30 (Coarse)	2	Serial Numbers M1433228 and Below
	9343075	Capscrew M10 x 35	4	Serial Numbers M1433229 and Above
15	9313097	Capscrew M16 x 45 Coarse H.T.	3	
16	8700784	O Ring 202-784-4480	1	
-	8581302	Plug, 3/4" BSP	1	(Included with Tank 22470.14)

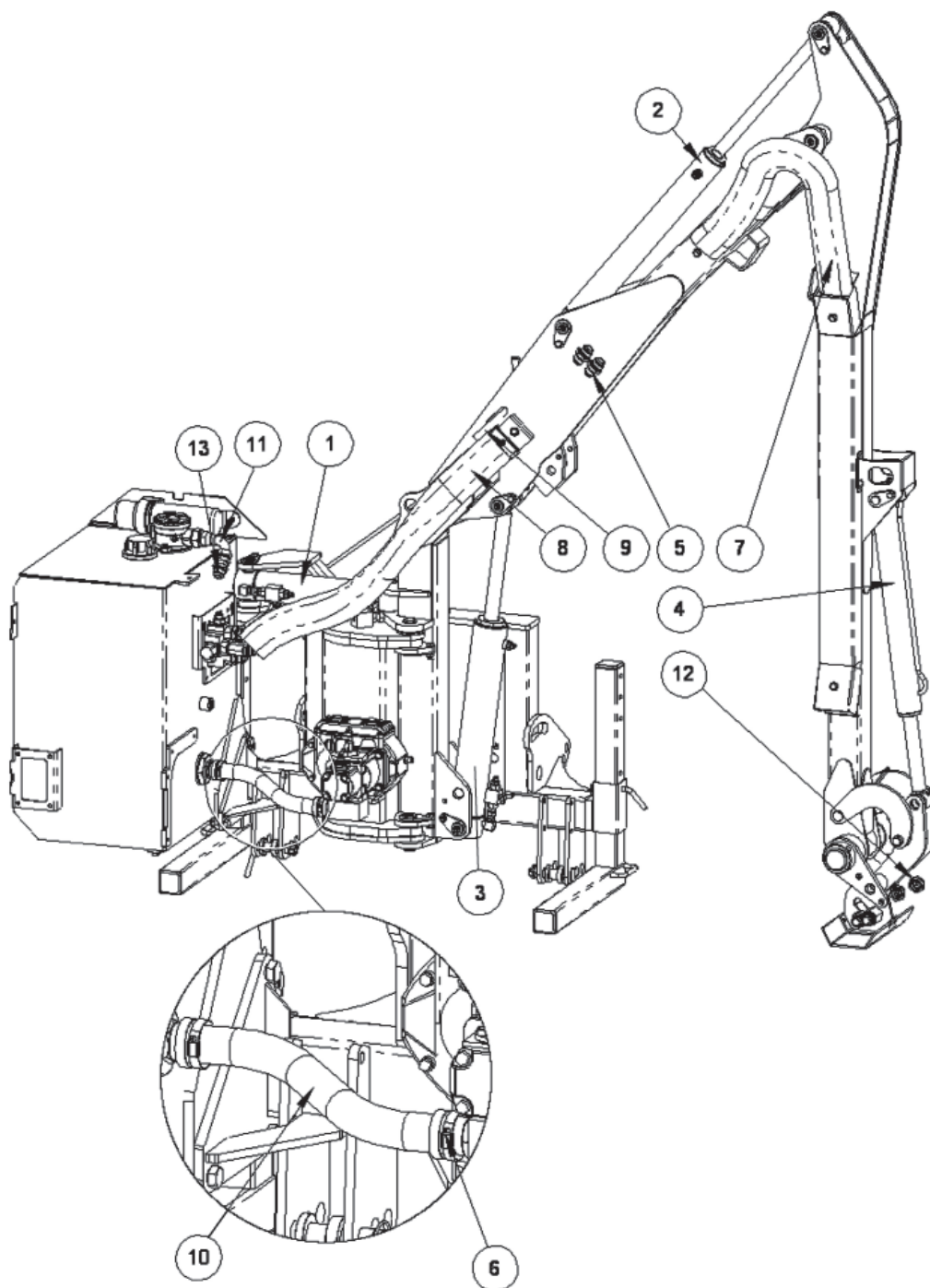
FILTER AND DIFFUSER ASSEMBLY



FILTER AND DIFFUSER ASSEMBLY

Item No.	Part No.	Description	Qty.
1	8401089	Filter Element	1
2	8401092	Filter Lid Spring	1
3	8401093	Filter Housing Seal	1
4	8700235	O-Ring 200-235-4480	1
5	8700092	O-Ring 204-192-4480	1
6	212.013.04	Filter Cap	1
7	8401103	Moulded Seal For 8401088	1
8	8401104	Plastic Filter Housing	1

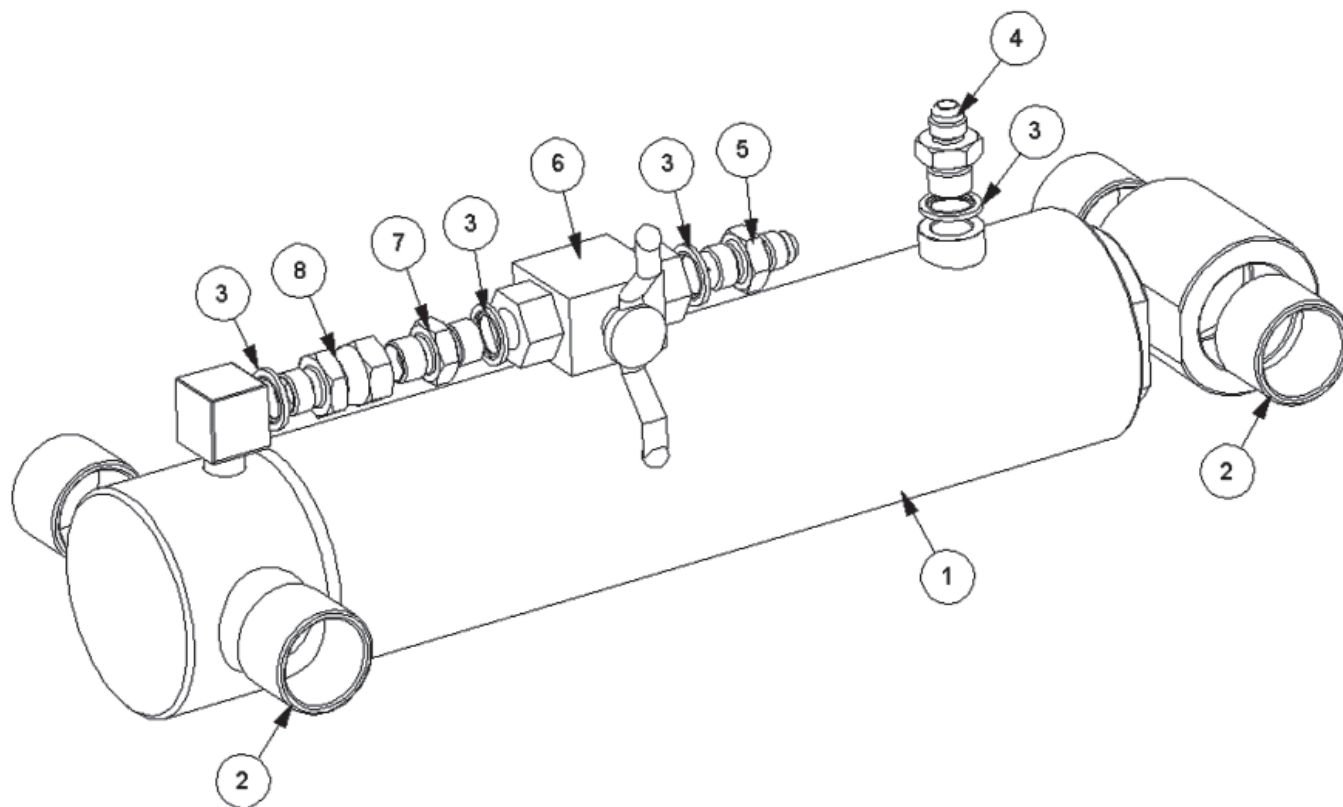
HYDRAULIC HOSES AND FITTINGS



HYDRAULIC HOSES AND FITTINGS

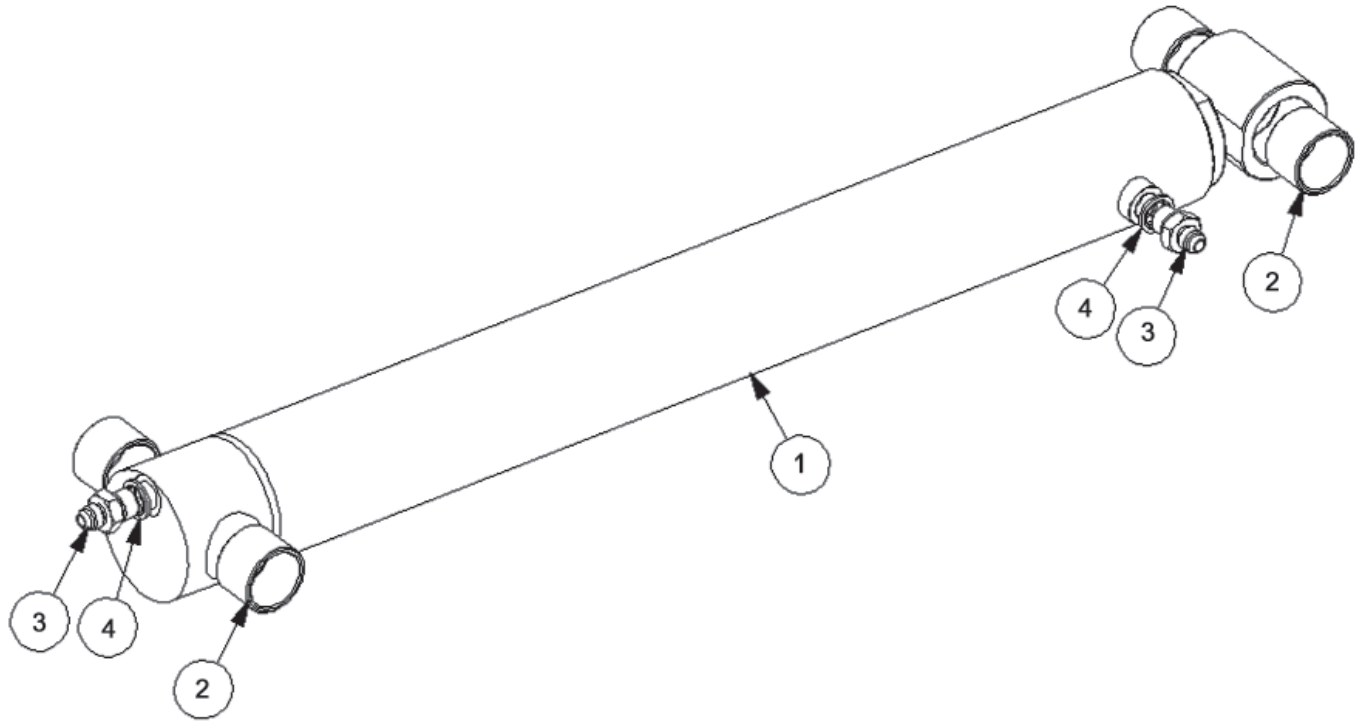
Item No.	Part No.	Description	Qty.
1	45288.10	Hydraulic Cylinder Assy -Slew	1
2	45895.12	Hydraulic Cylinder Assy -Reach	1
3	45895.10	Hydraulic Cylinder Assy - Lift	1
4	43317.10	Hydraulic Cylinder Assy - Angle	1
5	08.955.45	Adapter mm 1 5/16"-12 JIC	2
6	0904107	Hose Clips 40-55mm *BI*	4
7	22590.19	Hose Sleeving FC425-59 950 Lg	1
8	22590.20	Hose Sleeving FC425-59 1000 Lg	1
9	22591.03	Hose Sleeving FC425-40 150 Lg	1
10	8501470	Bore Suction Hose 1 1/2" - 470mm Long	1
11	8581264	Elbow 1" BSP M-FIn 90 Swept	1
12	05.433.17	Blanking Cap 1-5/16" JIC	2
13	8581233	Swivel Adp. 1 BSP-F x 1-5/16-M	1
	7135084	Hose Tie 180.0 Lg (Not Shown)	3
	7136045	Hose Tie- 350.0 Lg (Not Shown)	4

HYDRAULIC CYLINDER - SLEW



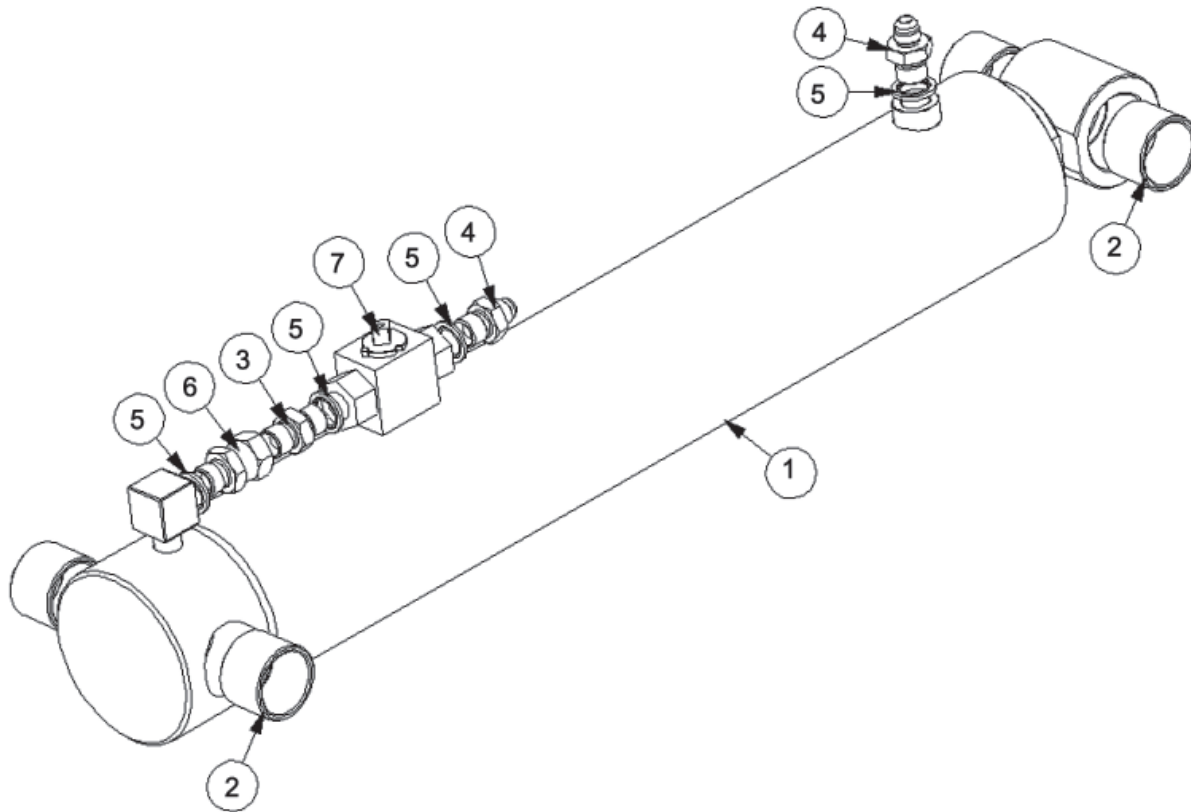
Item No.	Part No.	Description	Qty.
	45288.10	Slew Ram JIC Assy	1
1	45288.05P	Slew Ram Assy-Painted	1
	8699525	Kit, Seal, Slew Ram	1
2	08.297.05	Bushing, Plastic 42 x 35 x 30	4
3	8650103	Seal, 3/8 BSP Bonded	4
4	08.955.06	Adaptor	1
5	8124121	Restrictor 3/8 BSP-9/16 JIC	1
6	08.200.01	Valve, Ball	1
7	6000113	3/8 BSP Double Male	1
8	8581178	Union,Swivel 3/8 BSP M-F	1

HYDRAULIC CYLINDER - REACH



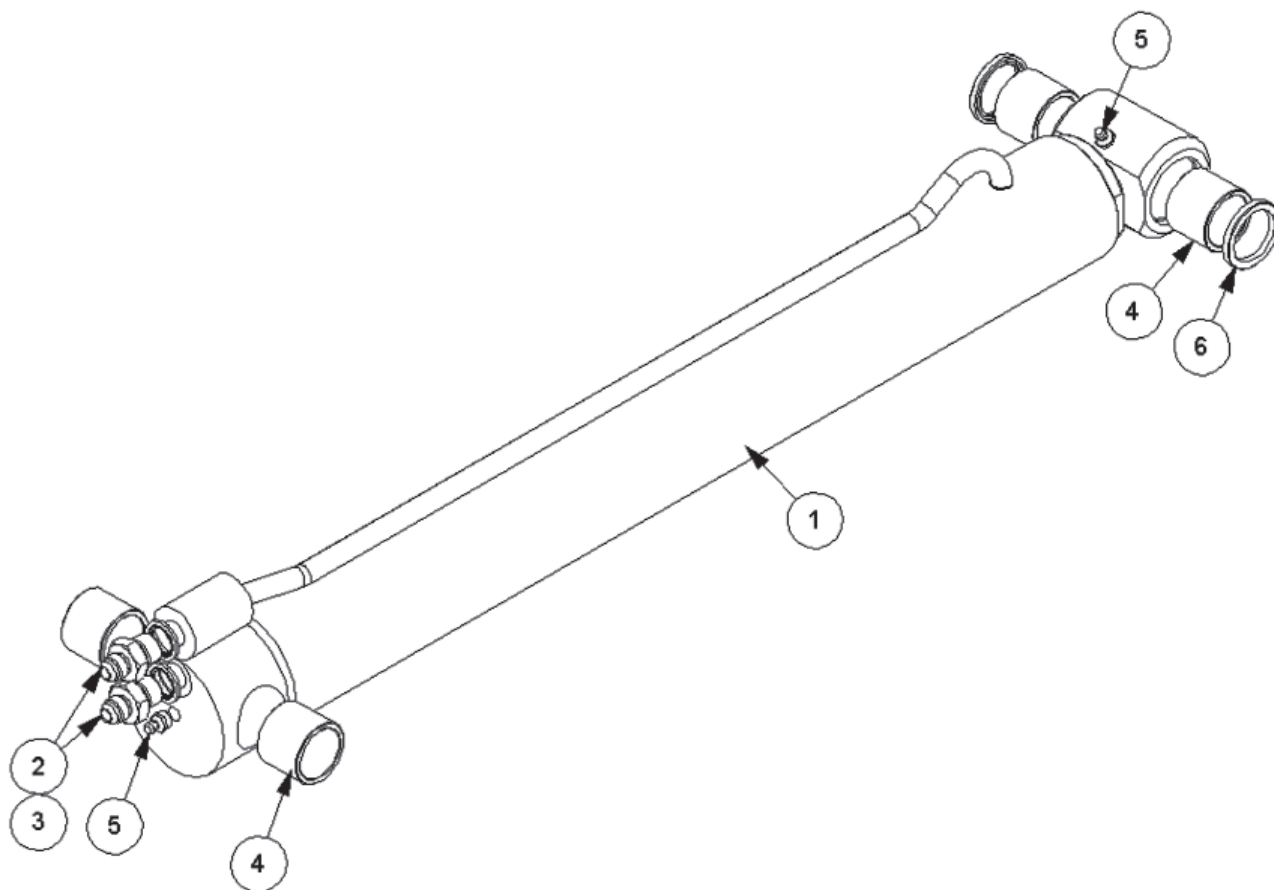
Item No.	Part No.	Description	Qty.
	45895.12	Reach Ram JIC	1
1	45895.11P	Hydraulic Cylinder Assy-Painted	1
	43315.01	Kit, Seal	1
2	8650103	Seal, 3/8 BSP Bonded	2
3	08.955.06	Adaptor	2
4	08.297.05	Bushing, Plastic 42 x 35 x 30	4

HYDRAULIC CYLINDER - LIFT



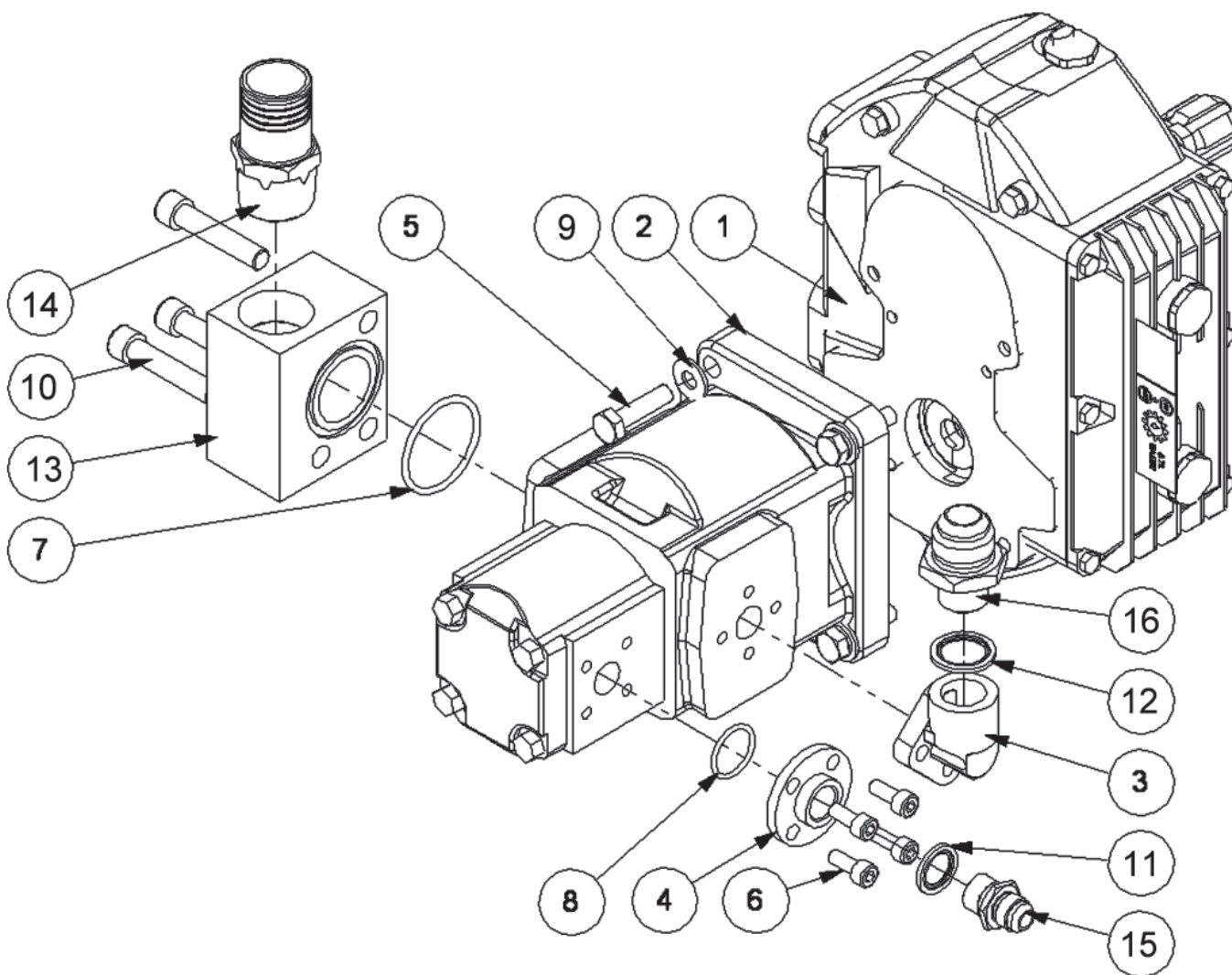
Item No.	Part No.	Description	Qty.
	45895.10	Assy, Lift Ram 90 x 40 x 475 JIC	1
1	45895.04P	Hydraulic Cylinder Assy - Lift	1
	43315.01	Kit, Seal, Lift Cylinder	1
2	08.297.05	Bushing, Plastic 42 x 35 x 30	5
3	6000113	Adapter Double Male 3/8 BSP	1
4	08.955.06	Adaptor	2
5	8650103	Seal, 3/8 BSP Bonded	4
6	8581178	Union, Swivel 3/8 BSP M-F	1
7	08.200.01	Valve, Ball	1

HYDRAULIC CYLINDER - ANGLE



Item No.	Part No.	Description	Qty.
	43317.10	Angle Ram Assy PA52/59 JIC	1
1	43317.02P	Hydraulic Cylinder Assy - Angle	1
	43317.01	Kit, Seal, Angle Ram	1
2	08.955.06	Adaptor	2
3	8650103	Seal, 3/8 BSP Bonded	2
4	08.297.04	Bushing 37 x 30 x 30	4
5	0901121	Grease Nipple, 1/8	2
6	8629218	Seal, Lip 30 x 40 x 4	2

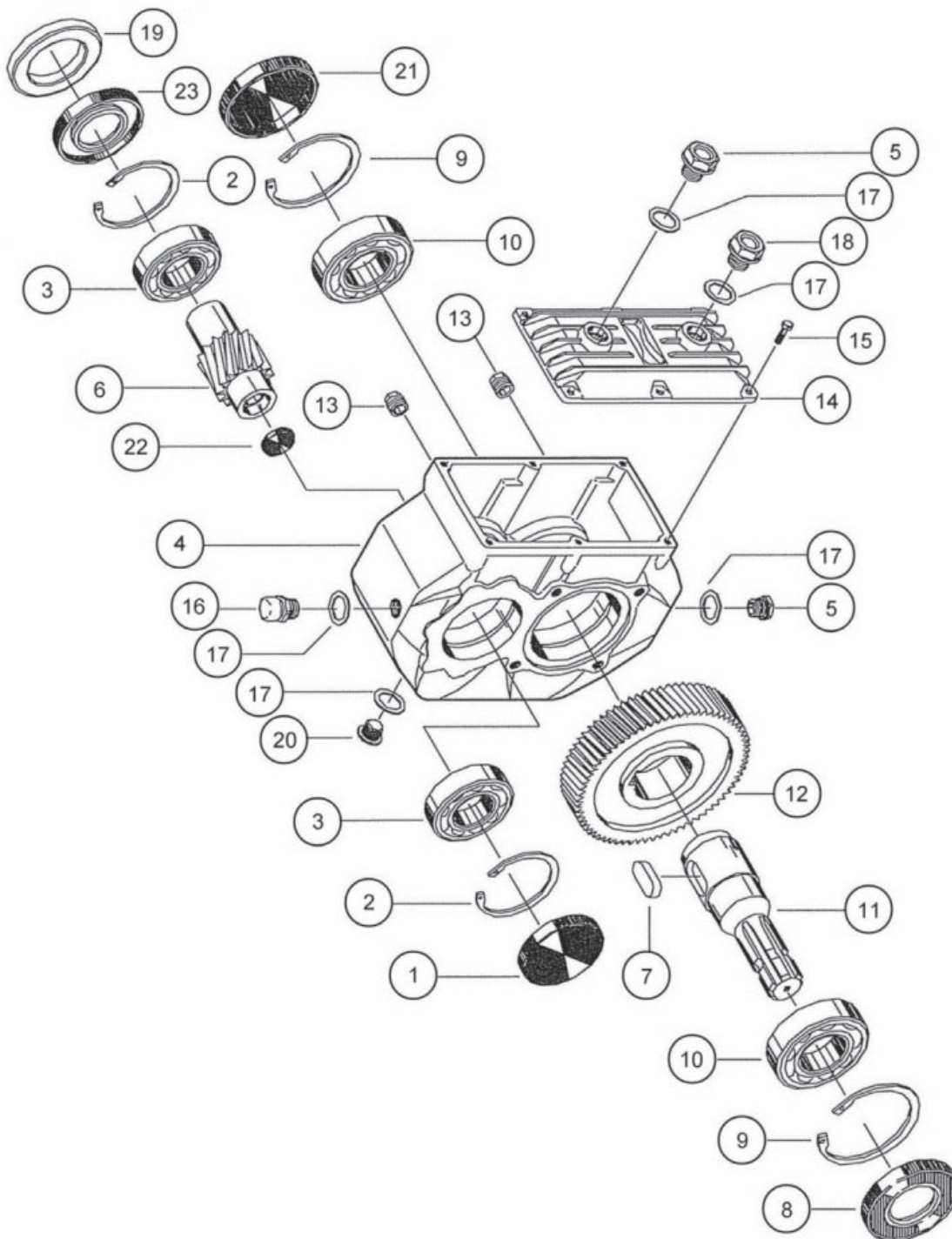
PUMP AND GEARBOX ASSEMBLY - BIMA (RMB1865, RMB1865E) (Used on Models with Serial Number M1400000 and Below)



**PUMP AND GEARBOX ASSEMBLY - BIMA
(RMB1865, RMB1865E)
(Used on Models with Serial Number M1400000 and Below)**

Item No.	Part No.	Description	Qty.
1	21931.01	Gearbox 4.25:1 13T, Bima	1
2	8201700	Pump, Tandem Iron	1
3	8005052	Pressure Connection Kit	1
4	42029.01	Flange-Pump Port 1/2" BSP	1
5	9313085	Capscrew M10 x 40 (Coarse) H.T.	4
6	9300147	Socket Capscrew M8 x 20	4
7	8600304	O-Ring 2 ID x 2-1/4 OD	1
8	8600405	O-Ring 1-1/16 ID x 1-1/4 OD	1
9	9100205	Lockwasher, 10mm Dia.	4
10	9243126	Capscrew M12 x 60 Skt.	3
11	8650104	Seal, 1/2 BSP Bonded	1
12	8650106	Seal, 3/4 BSP Bonded	1
13	42142.02	Block Suction Taper	1
14	8581367	Adaptor 1-1/4" BSPT x 1-1/2" L.P.	1
15	8120003	Adapter St 3/4 JIC-M x 1/2 BSP-M	1
16	8581192	Adapter 16 M JIC - 12 M BSPP	1

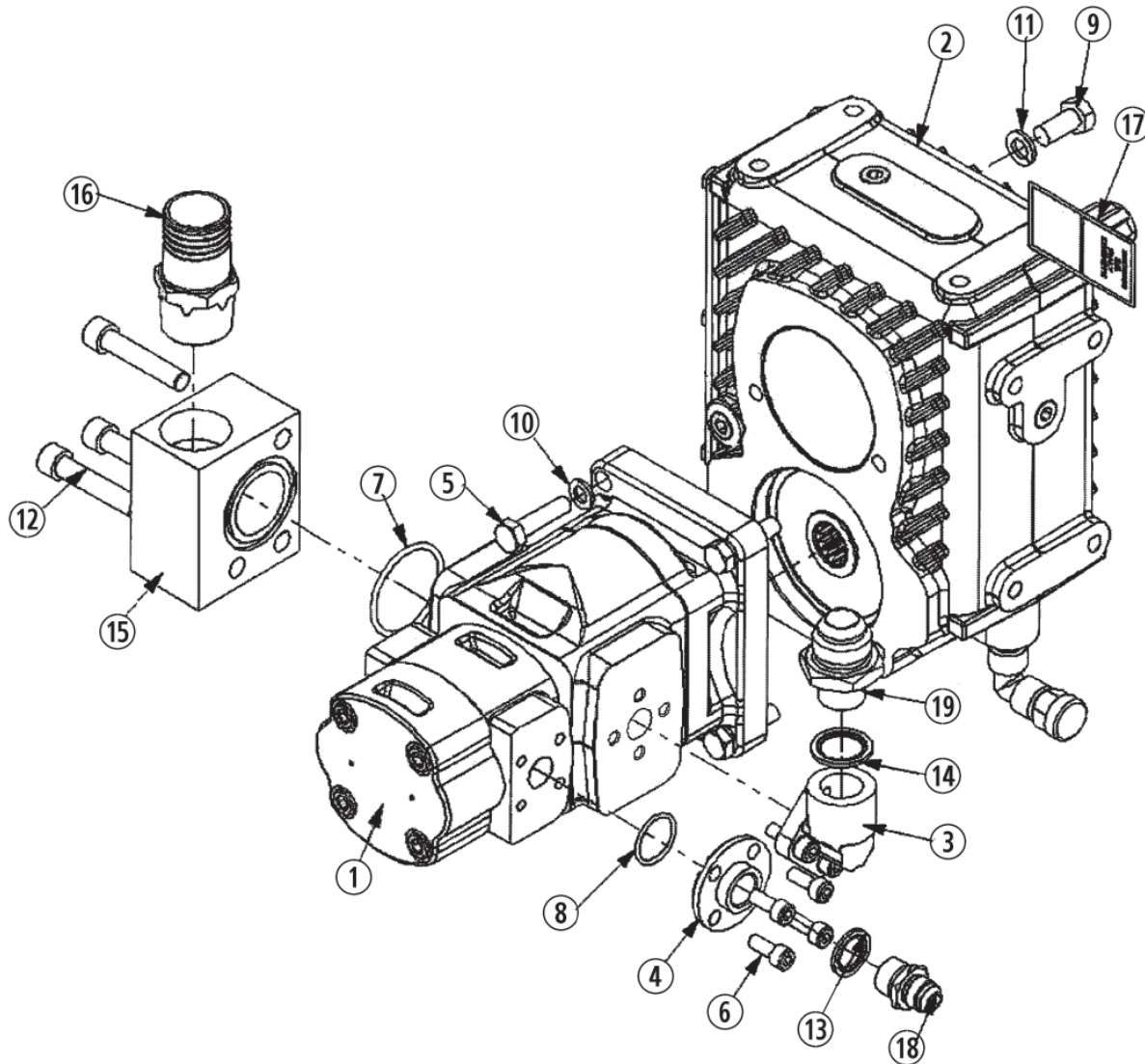
GEARBOX ASSEMBLY - PARTS (BIMA) (RMB1865, RMB1865E) (Used on Models with Serial Number M1400000 and Below)



GEARBOX ASSEMBLY - PARTS (BIMA) (RMB1865, RMB1865E) (Used on Models with Serial Number M1400000 and Below)

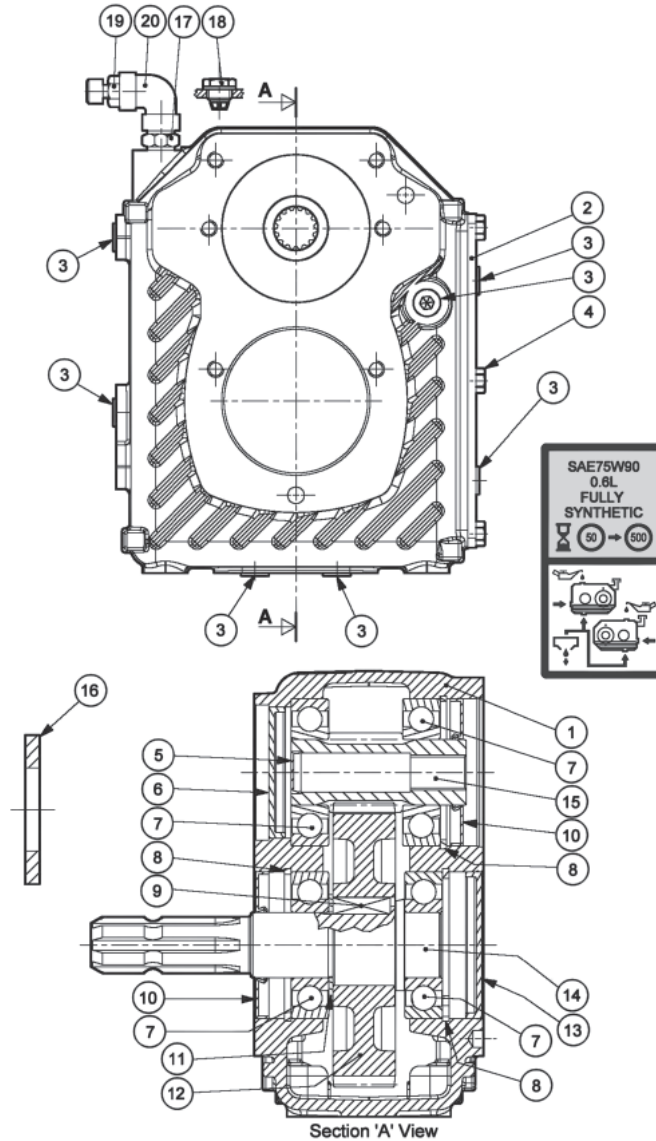
Item No.	Part No.	Description	Qty.
1	8013530	Cap-80mm Dia	1
2	8013529	Internal Circlip 80mm Dia	2
3	8013528	Bearing	2
4	8013585	Gearbox Casting	1
5	8013533	Drain Plug	2
6	8013575	Shaft	1
7	8013586	Driveshaft Key	1
8	8013526	Shaft Seal	1
9	8013525	Internal Circlip 90mm Dia	2
10	8013524	Bearing Larger	2
11	8013522	Input Shaft	1
12	8013587	Primary Gear	1
13	8013534	Level Plug	2
14	8013589	Gearbox Cover	1
15	9313033	Setscrew	6
16	8013590	Breather 1/2" BSP	1
17	8013591	Sealing Washer	5
18	8013592	Oil Plug	1
19	8013576	Ring	1
20	8013593	Oil Plug	1
21	8013527	Cap-90mm Dia	1
22	8013594	Oil Plug	1
23	8699264	Gearbox Seal	1

PUMP AND GEARBOX ASSEMBLY - COMER (RMB1865-1, RMB1865E-1) (Used on Models with Serial Number Above M1400000)



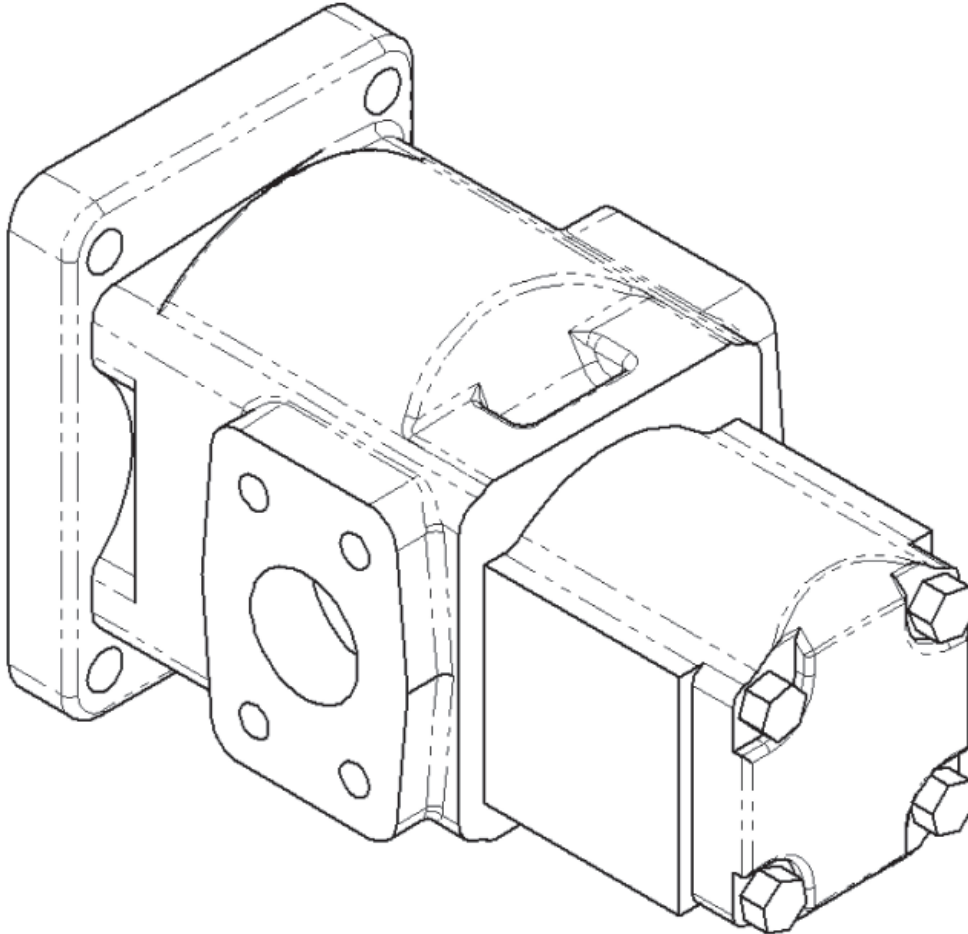
Item No.	Part No.	Description	Qty.	Item No.	Part No.	Description	Qty.
1	8201700	Pump, Iron TI	1	11	9100206	Lockwasher, 12MM	4
2	22927.05	Comer Gearbox Group 2/3 13T 1:4.23	1	12	9243126	Capscrew M12 x 60 Skt.	3
3	8005052	Pressure Connection Kit	1	13	8650104	Seal, 1/2 BSP Bonded	1
4	42029.01	Flange-Pump Port 1/2" BSP	1	14	8650106	Seal, 3/4 BSP Bonded	1
5	9313085	Capscrew M10 x 40 (Coarse) H.T.	4	15	42142.02	Block Suction Taper	1
6	9300147	Socket Capscrew M8 x 20	4	16	8581367	Adaptor 1-1/4" BSPT x 1-1/2" L.P.	1
7	8600304	O-Ring 2 ID x 2-1/4 OD	1	17	1291025	Comer Gearbox Decal	1
8	8600405	O-Ring 1-1/16 ID x 1-1/4 OD	1	18	8120003	Adapter St 3/4 JIC-M x 1/2 BSP-M	1
9	9313056	Setscrew, M12 x 25	4	19	8581192	Adapter 16 M JIC - 12 M BSPP	1
10	9100205	Lockwasher, 10mm Dia.	4				

GEARBOX ASSEMBLY - PARTS (COMER) (RMB1865-1, RMB1865E-1) (Used on Models with Serial Number Above M1400000)



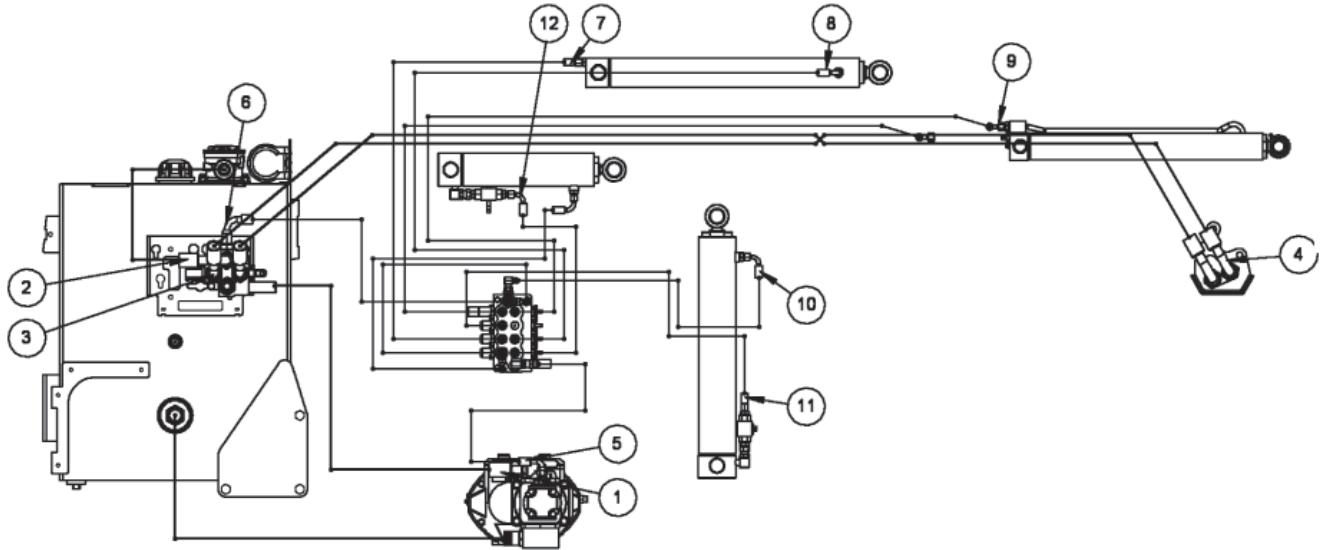
Item No.	Part No.	Description	Qty.	Item No.	Part No.	Description	Qty.
1	22927.31	Casing	1	11	22927.40	Shim, 61.7 x 2.5	1
2	22927.32	Cover	1	12	22927.41	Gear, Z51 M3	1
3	22927.33	Plug, 3/8"	9	13	22927.43	Cap, 90 x 10	1
4	22927.34	Bolt, M8 x 18, 8.8	6	14	22927.44	Input Shaft	1
5	22927.35	Cap, 26 x 4	1	15	22927.45	Pinion, Z17 M3	1
6	22927.36	Cap, 80 x 10	1	16	22927.47	Spacer	1
7	22927.37	Ball Bearing, 6308	4	17	22927.48	Connector, 3/8" Male/Male	1
8	22927.38	Snap Ring, 90 UNI7438	3	18	22927.49	Plug, Oil Level Ind Window, 3/8"	1
9	22927.39	Key, Parallel, B16 x 10 x 35	1	19	8013568	Filler Plug	1
10	21459.55	Oil Seal, 40 x 90 x 8/7	2	20	22927.50	Elbow, 90 Deg.	1

PUMP ASSEMBLY



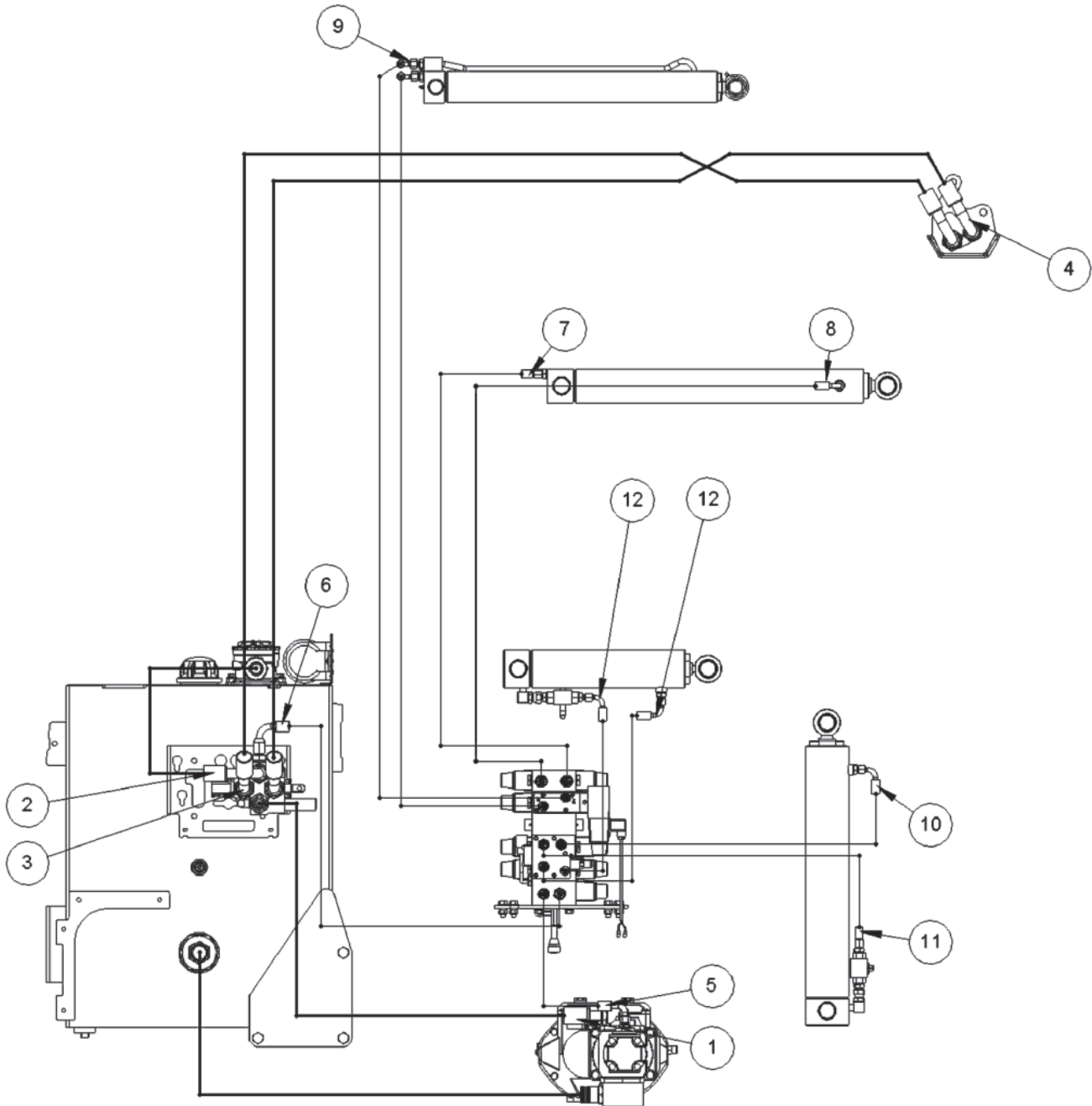
Part No.	Description	Qty.
8201700	Tandem Pump Assy	1
8201165	Pump (Front Half Of 8201685)	1
8699234	Seal Kit For Pump 8201685	1
8201728	Rear Pump For 8201700 For Unts	1
8201729	Parker Male Male Coupling For	1

HOSE KIT - RMB1865, RMB1865-1



Item No.	Part No.	Description	Qty.
1	08.961.01	Hose 1 Bore x 500 JIC 90 XST	1
2	08.961.02	Hose 1-5/16" JIC FS/F 90 550mm Lg	1
3	41677.08	Hose 1-5/16" JIC FS/F 135 1900 Lg Hos	2
4	08.961.48	Hose 1 Bore x 3700mm	2
5	08.958.06	Hose 3/4" JIC FS/F90 x 400	1
6	41671.11	Hose 7/8" JIC FS/F90 550mm Lg	1
7	41721.31	Hose 9/16" JIC Fs/Fs 2100mm Lg	1
8	08.957.36	Hose 9/16" JIC FS/F90 2800mm Lg	1
9	08.957.55	Hose 9/16" JIC FS/F90 4700mm Lg	2
10	08.957.20	Hose 1/4 Bore x 1200mm	1
11	41721.22	Hose 9/16" FS/FS 1200 Lg	1
12	08.957.16	Hose 9/16" JIC FS/F90 900 Lg	2

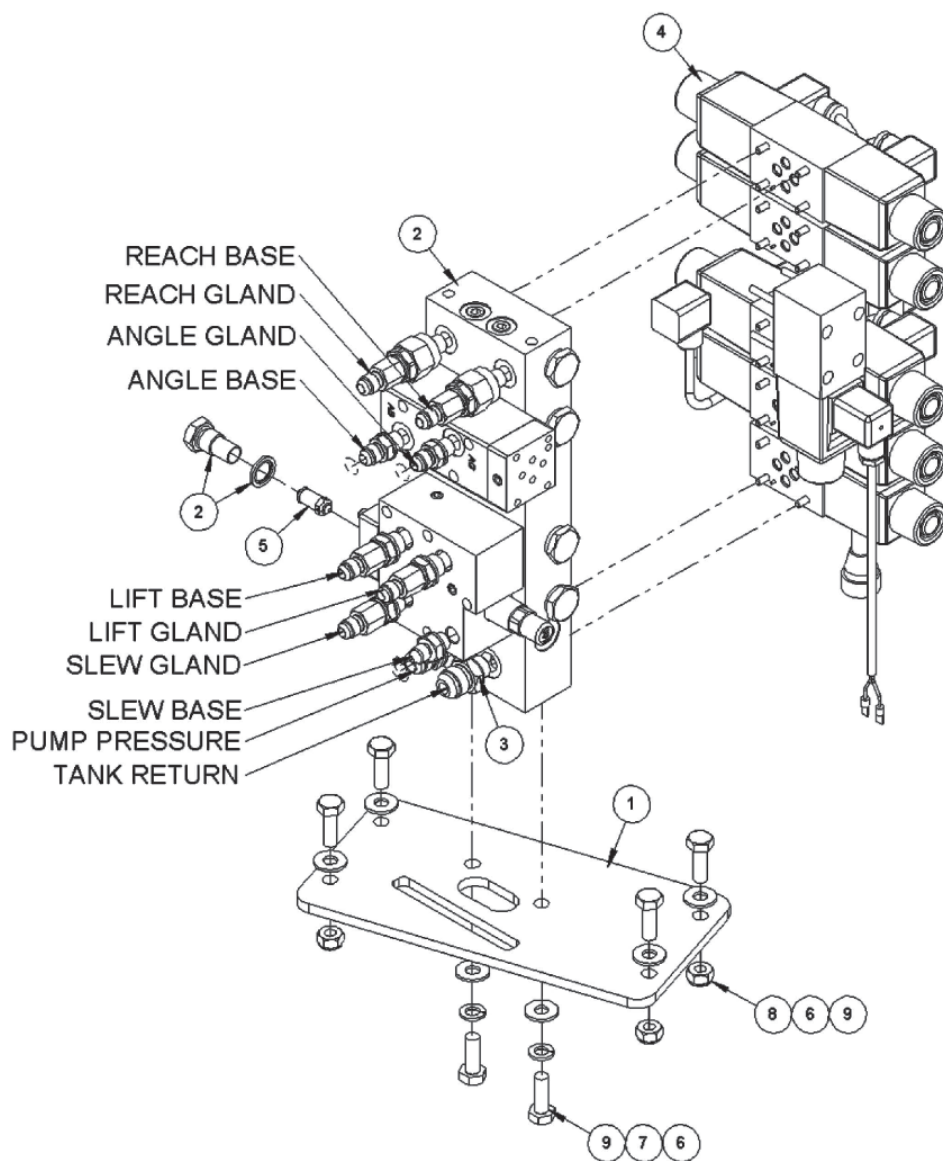
HOSE KIT - RMB1865E, RMB1865E-1



HOSE KIT - RMB1865E, RMB1865E-1

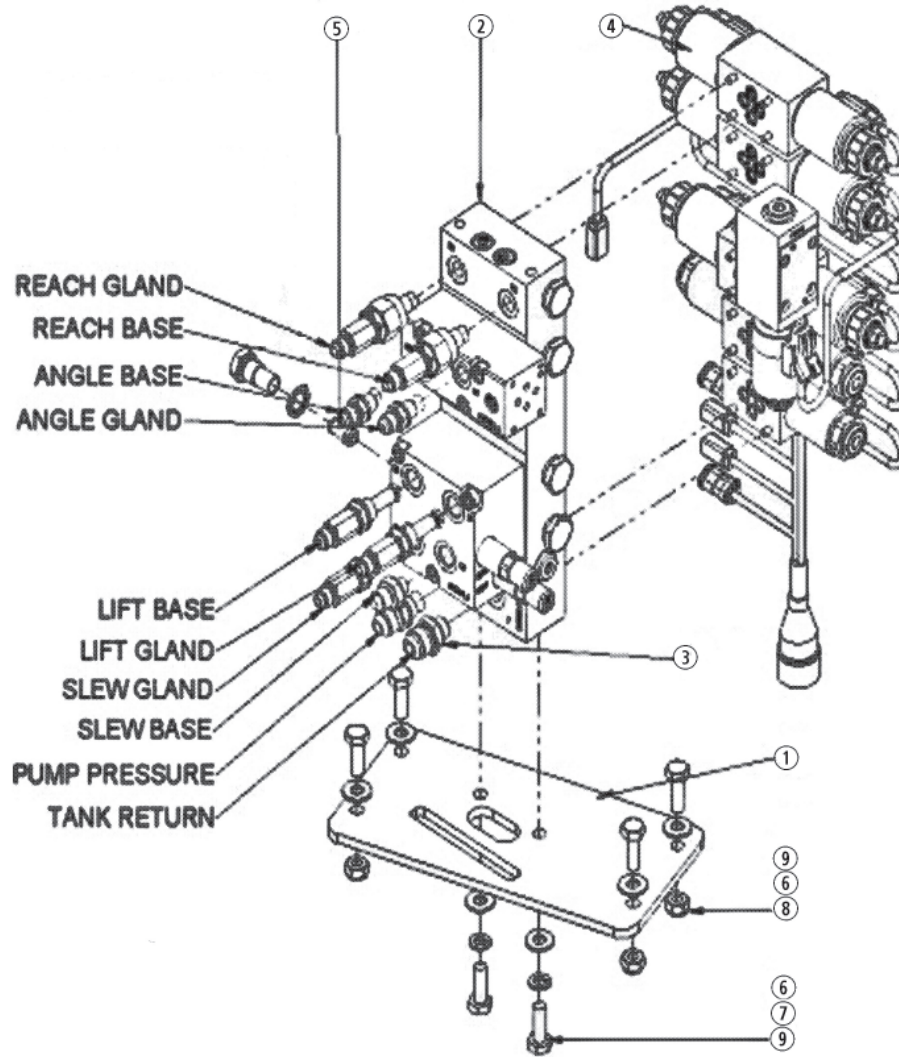
Item No.	Part No.	Description	Qty.
1	08.961.01	Hose 1 Bore x 500 JIC 90 XST	1
2	08.961.02	1-5/16" JIC FS/F 90 550mm Lg	1
3	41677.08	1-5/16" JIC FS/F 135 1900 Lg Hos	2
4	08.961.48	1-5/16" JIC FS/F90 3700 Lg	2
5	08.958.08	Hose 3/8" Bore x 500mm	1
6	41671.14	Hose	1
7	41721.29	Hose 9/16" JIC FS/FS 1900 Lg	1
8	08.957.34	Hose, 1/4 Bore x 6500 STX 90 JIC	1
9	08.957.53	Hose	1
10	08.957.18	Hose	1
11	41721.20	Hose	1
12	08.957.12	1/4 Bore Hose	2

VALVE ASSEMBLY - RMB1865E, RMB1865E-1 (OLD STYLE)



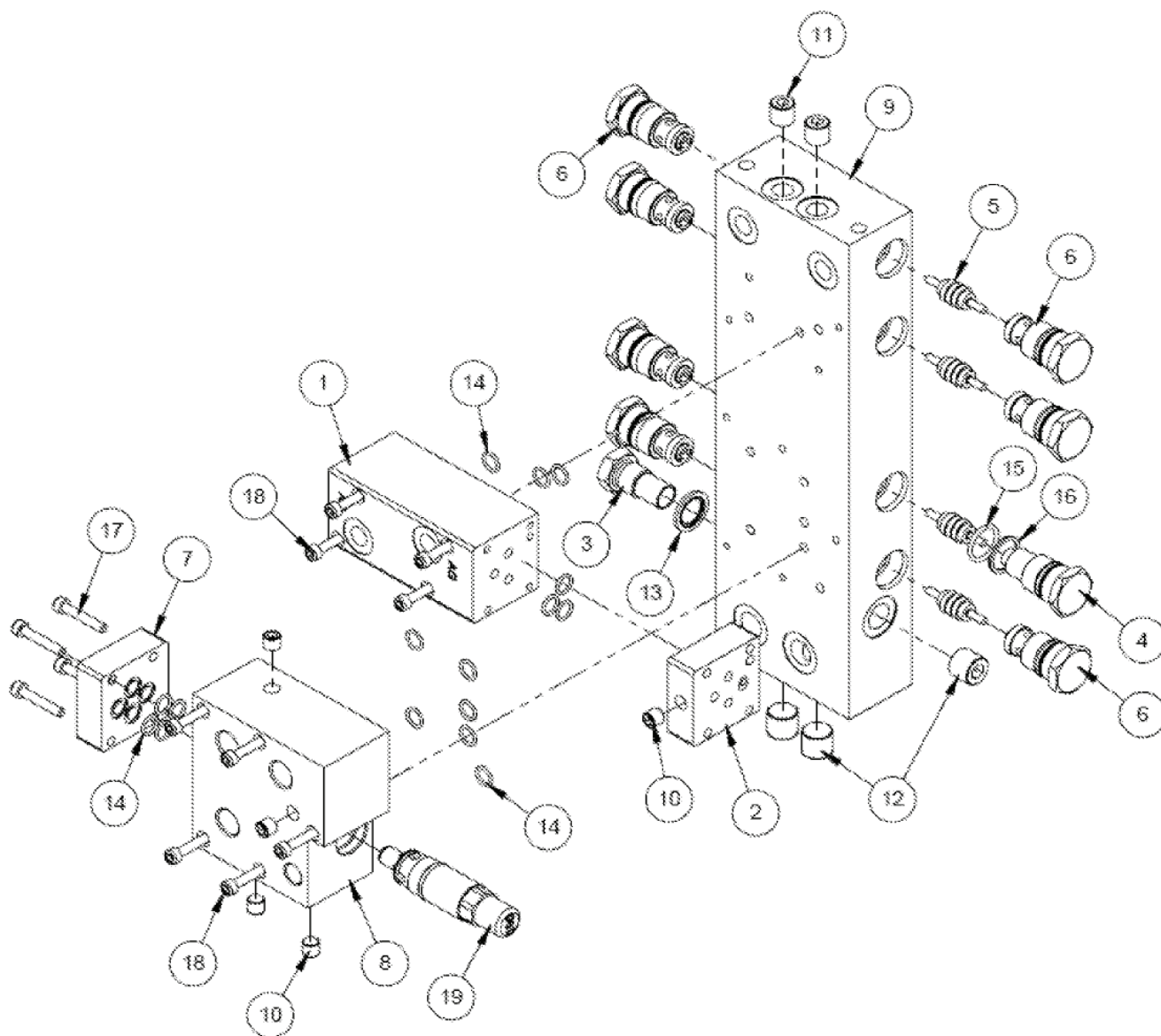
Item No.	Part No.	Description	Qty.	NOTES
1	22516.01	Valve Mtg Plate	1	
2	22523.12	Manifold Assy	1	
3	22524.47	Adaptor Kit	1	
4	22525.20	Solenoid Kit	1	S/N M1641953 & Below
	22525.96	Solenoid Kit	1	S/N M1641954 & Above
5	8130092	Valve	1	
6	9100105	Flatwasher, 10.5 x 23.5 x 2.0	6	
7	9100205	Lockwasher, 10mm Dia.	2	
8	9163005	Nyloc Nut M10	4	
9	9313065	Capscrew M10 - P1.5 - 30mm	6	

VALVE ASSEMBLY - RMB1865E-1 (NEW STYLE)



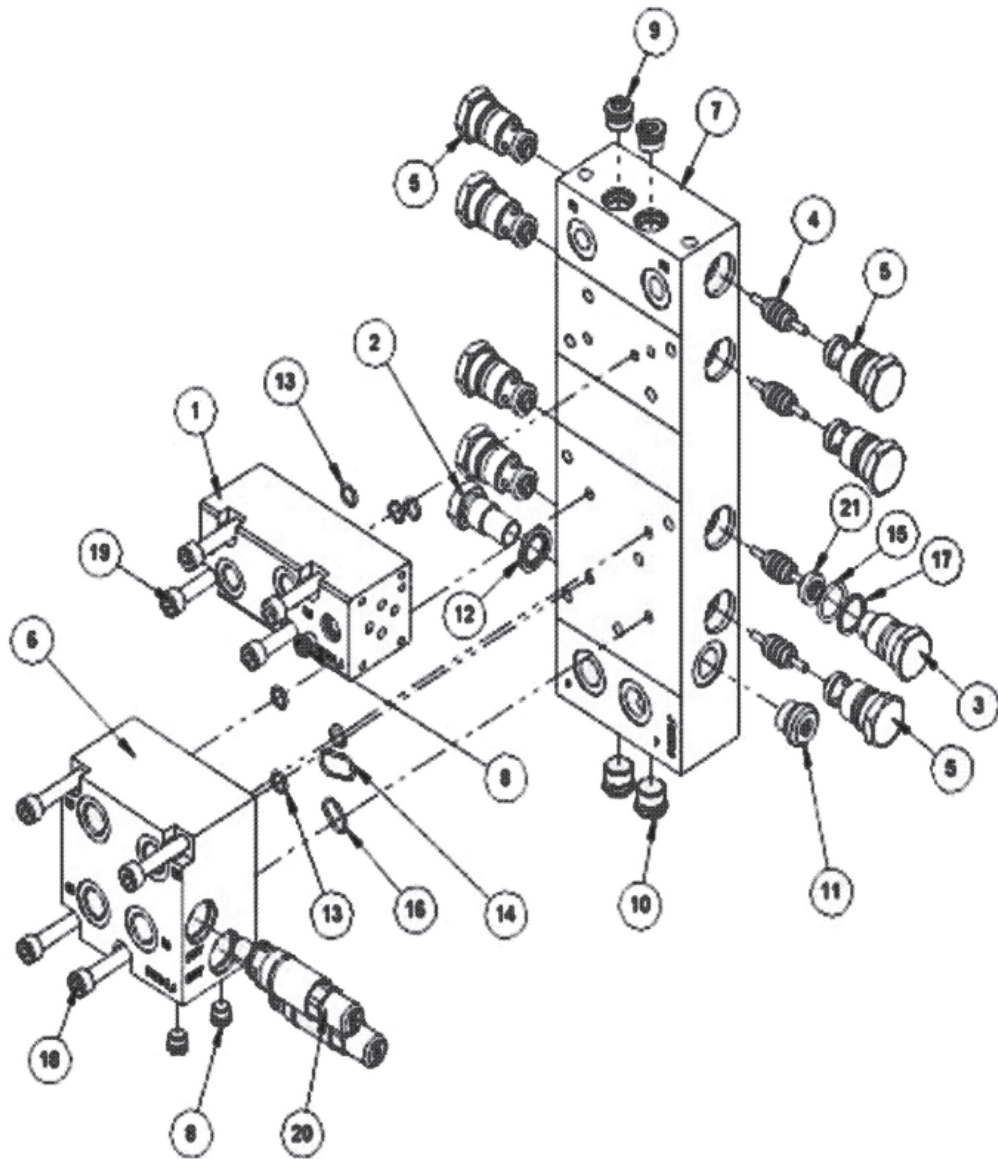
Item No.	Part No.	Description	Qty.
1	22516.01	Valve Mtg Plate	1
2	22523.43	Manifold Assy 4 Bank Ad/No AR	1
3	22526.07	Adaptor Kit XTC ACV Std. - Arm JIC	1
4	22525.96	Solenoid Kit XTC Prop 4 Bank	1
5	8130092	Valve	1
6	9100105	Washer	6
7	9100205	Washer	2
8	9163005	Nut	4
9	9313065	Screw	6

MANIFOLD ASSEMBLY - RMB1865E, RMB1865E-1 (OLD STYLE)



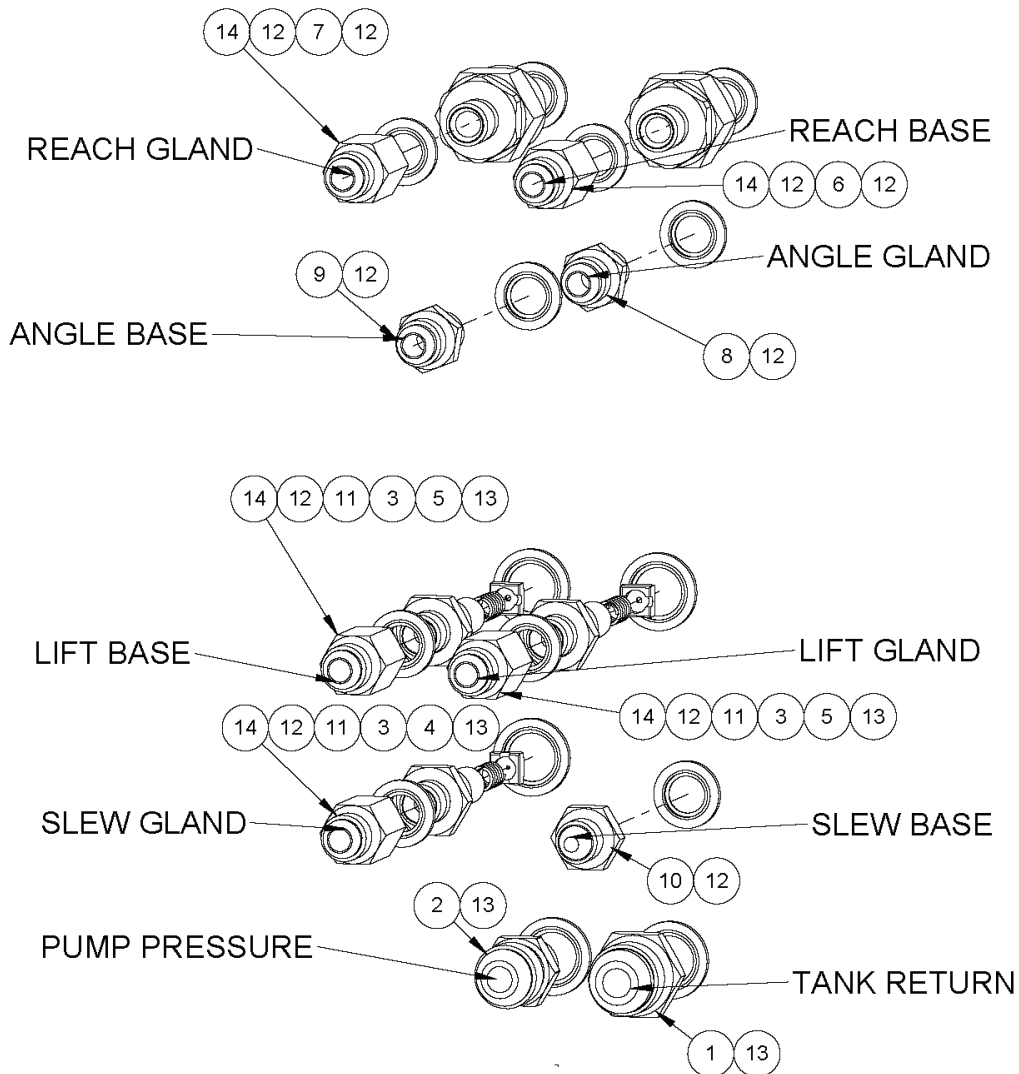
Item No.	Part No.	Description	Qty.	Item No.	Part No.	Description	Qty.
1	8126333	Float Valve Block	1	11	8582042	Pipe Plug - Gas 1/4	2
2	8126334	Bridging Plate	1	12	8582043	Taper Plug	3
3	8130032	Relief Valve Cap	1	13	8650103	Seal - 3/8	1
4	8130078	Check Valve Cap	1	14	8700511	O-Ring 9mm x 12.2mm	16
5	8130087	Actuator	4	15	8700644	O-Ring 18mm x 22mm x 2.4	1
6	8130090	Check Valve	7	16	8709644	Ring, Anti Extrusion	1
7	8130139	Blanking Plate	1	17	9243062	Sckt Hd Screw M5 x 30	4
8	8130348	Slew Block	1	18	9243082	SHCS M9-PO.84MPL	9
9	8132268	Block - Manifold Assy	1	19	G3812542	Relief Valve 190 BAR	1
10	8582041	Pipe Plug - Gas 1/8	5				

MANIFOLD ASSEMBLY - RMB1865E-1 (NEW STYLE)



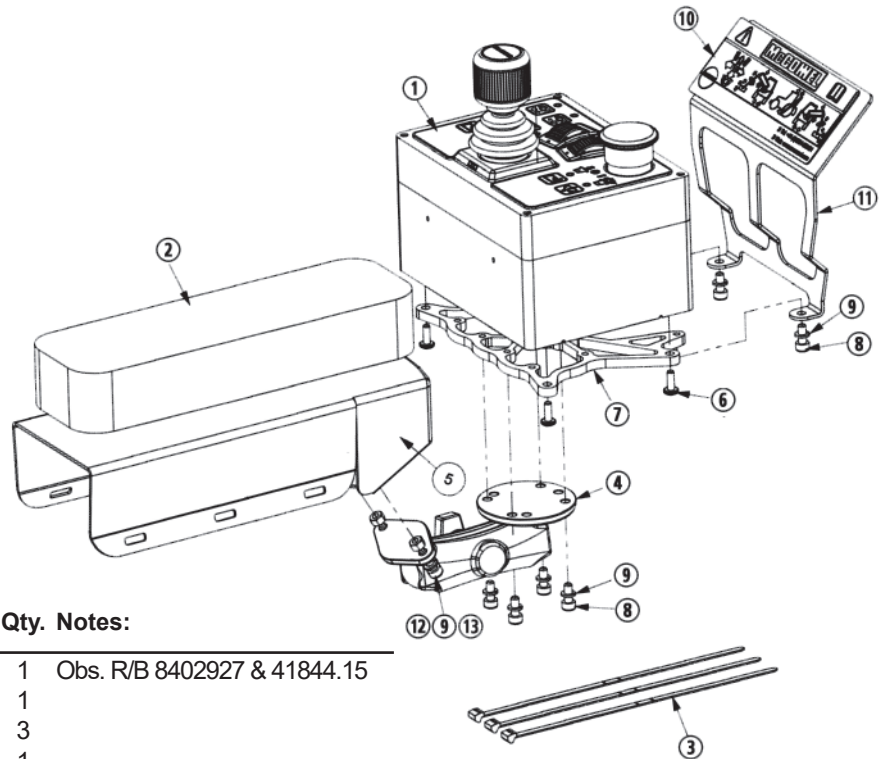
Item No.	Part No.	Description	Qty.	Item No.	Part No.	Description	Qty.
1	8132334	Float Block	1	12	8650103	3/8" BSP Bonded Seal	1
2	8130032	Relief Valve Cap	1	13	8700511	O-Ring 9MM ID x 12.2MM OD	6
3	22526.07	Cap	1	14	8700522	O-Ring	1
4	8130209	Cap	4	15	8700644	O-Ring 18MM x 22MM x 2.4MM	1
5	8130090	Check Valve	7	16	8700516	O-Ring	1
6	8132345	Slew Block C/W Slew Relief	1	17	8709644	Ring, Anti Extrusion	1
7	8132339	Manifold Block, 4 Bank	1	18	9243124	Screw	4
8	23242.03	Plug	3	19	9343104	Screw, Socket Head	4
9	23242.05	Plug	2	20	G3812542	Relief Valve	2
10	23242.06	Plug	2	21	8130088	Seat, Check Vavle	1
11	8581436	Adaptor, 3/8" Plug Seal Hex Drive	1				

ADAPTOR KIT ASSEMBLY - RMB1865E, RMB1865-1



Item No.	Part No.	Description	Qty.
1	8581222	Adaptor Hyd 3/8 BSP-M x 7/8 JIC	1
2	8581170	Union, 3/8 BSP Coned - 3/4 JIC	1
3	8116011	Spring .275 x 23 SWG x 5/8	3
4	8123041	Restrictor Disc, 1.5MM Orifice	1
5	8123044	Restrictor Disc, 1.8MM Orifice	2
6	8123091	Restrictor Union, 1/4BSPM x 1/4BSPM x 1.8	1
7	8123090	Restrictor Union, 1/4BSPM x 1/4BSPM x 1.6	1
8	8124111	Restrictor 9/16 JICM x 1/4 BSP 1.6	1
9	8124112	Restrictor 9/16 JICM x 1/4 BSP 1.8	1
10	08.955.01	Adaptor 1/4 BSP x 9/16 JIC	1
11	8581210	Adaptor, Special 1/4BSP x 3/8 BSP	3
12	8650102	Seal 1/4 BSP	10
13	8650103	Seal 3/8 BSP	5
14	8581341	Adaptor 1/4 BSP x 9/16 JICM	5

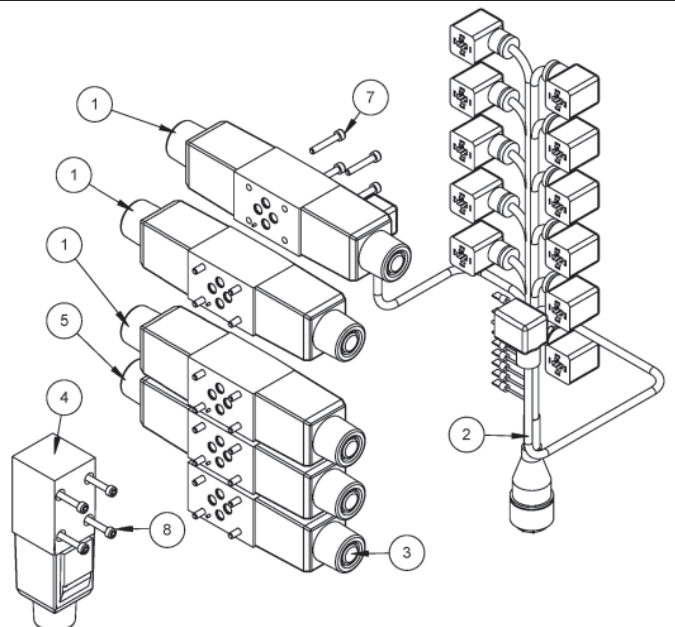
XTC CONTROLS 5 SERVICE MODULE - RMB1865E-1 (Used on Models with Below Serial Number M1435109)



Item No.	Part No.	Description	Qty.	Notes:
1	-----	XTC Controls 5 Service	1	Obs. R/B 8402927 & 41844.15
2	22073.45	V4 Arm Rest Foam	1	
3	7135084	Cable Tie, 180MM Lg	3	
4	22073.08	Screen Mount	1	
5	22698.12	Arm Rest	1	
6	2800243	Self Tapping Screw	4	
7	22698.41	Mounting Plate	1	
8	9343022	Capscrew	6	
9	9100202	Spring Washer	8	
10	1290848	Decal-Operations	1	
11	22698.42	Mounting Plate, Decal	1	
12	9343032	Capscrew	2	
13	05.287.09	Clevis	2	

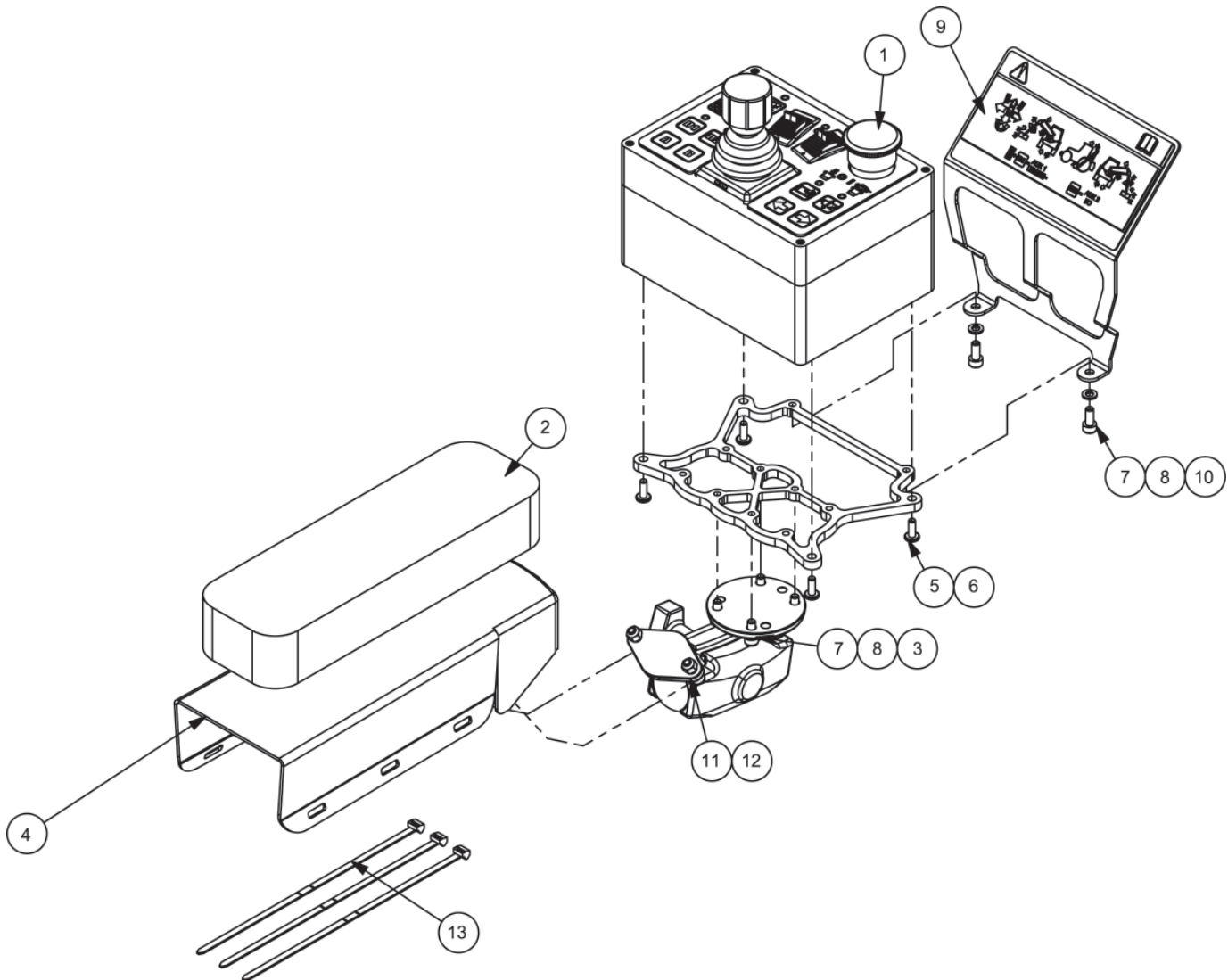
SOLENOID KIT - RMB1865E, RMB1865E-1

Item No.	Part No.	Description	Qty.
1	41784.48	Solenoid Prop	3
2	41844.01	Plug In Loom	1
3	8130456	Direct Valve, Single Solenoid	1
4	8130457	Solenoid Valve, Single	1
5	8130629	Valve, Double Solenoid	1
6	8402338	Loom - Angle Float	1
7	-----	Capscrew M5 x 30	20
8	-----	Capscrew M5 x 50	4



XTC CONTROLS 7 SERVICE MODULE - RMB1865E-1

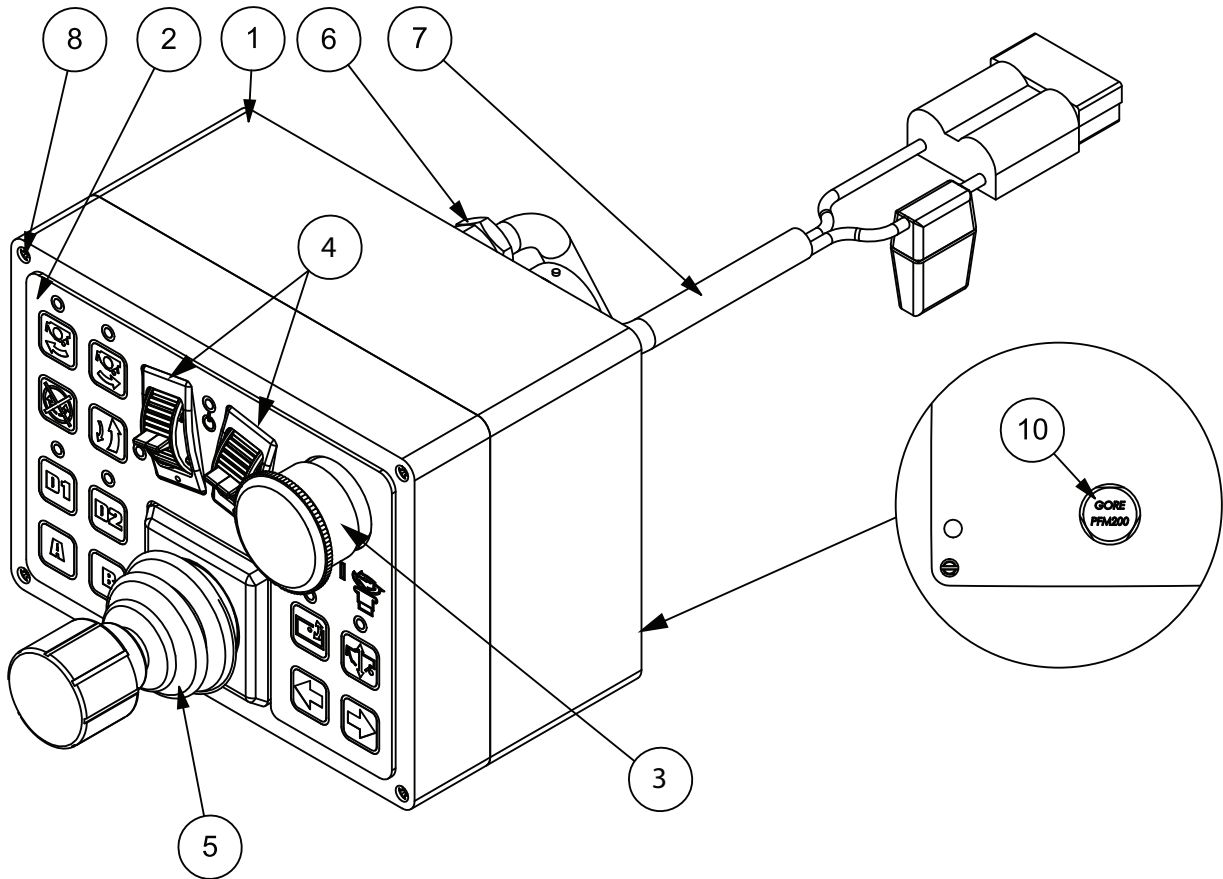
(Used on Models starting with Serial Number M1435109 and Above)



Item No.	Part No.	Description	Qty.
	22698.07	XTC Control 7 Service Module Kit	1
1	22698.06	XTC Controls 7 Service	1
2	22073.45	V4 Arm Rest Foam	1
3	22073.21	XTC 7 Service Module Mount	1
4	22698.12	XTC Arm Rest w/Assy	1
5	2800243	Screw, Self Tapping, 12 x 1/2"	1
6	22698.41	XTC Mounting Plate	1
7	9343022	Capscrew, M5 x 12	6
8	9100202	Spring Washer, M5	8
9	1291068	Operations Decal, XTC 7 Service	1
10	22698.55	XTC Decal Mounting Plate	1
11	9343032	Capscrew, M5 x 16	2
12	05.287.09	Nut, Nylock, M5	2
13	7135084	Cable Tie, 180MM Lg	3

XTC CONTROLS 7 SERVICE - RMB1865E-1

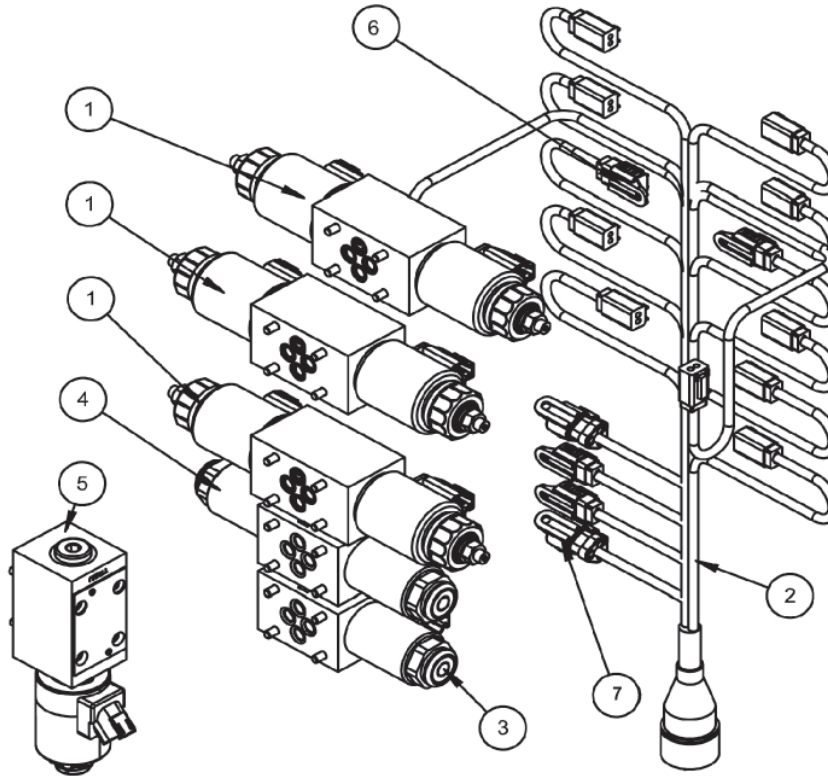
(Used on Models starting with Serial Number M1435109 and Above)



Item No.	Part No.	Description	Qty.
1	22698.15	XTC Enclosure 7 Service	1
2	22698.31	XTC 7 Service Keypad	1
3	41786.33	Switch E/Stop	1
4	22698.50	Otto Thumb Wheel w/Tab	2
5	22698.59	JC2000 w/Plain Grip	1
6	8402149	Gland, M16 Plastic	1
7	43022.49	Connector - 1 Fuse	1
8	22698.43	1/4" Turn Fastener, Pk of 4	1
9	22698.51	28 Way Connector ITT (Not Shown)	1
10	22698.57	Gore Breather	2
11	8402237	Loom Power Supply (Not Shown)	1

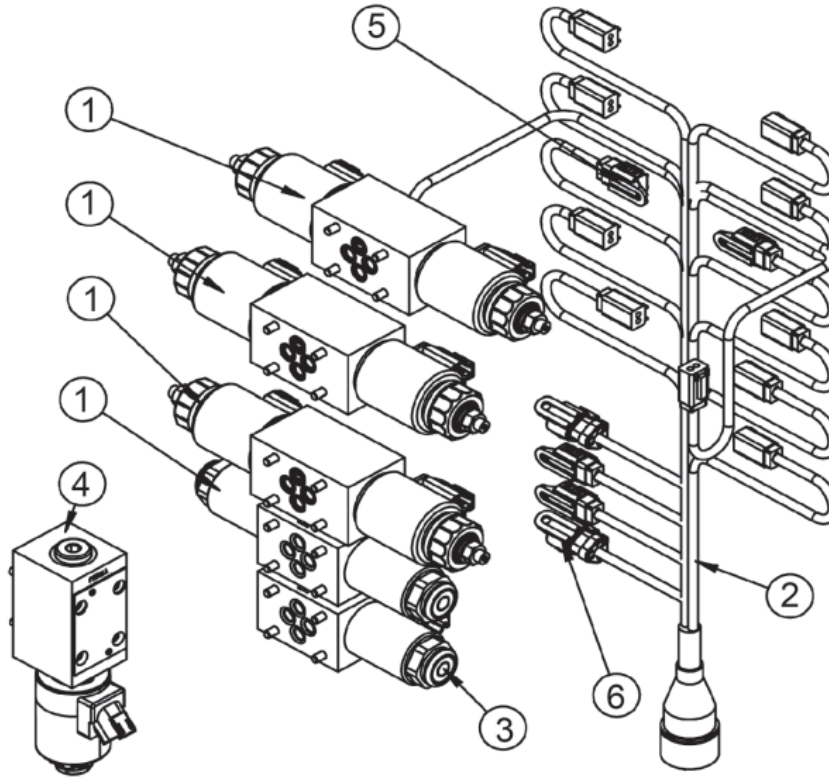
SOLENOID KIT 1865E-1

**FOR S/N's M1641954 Thru M2477660
& FOR S/N's M2477675 & Above**



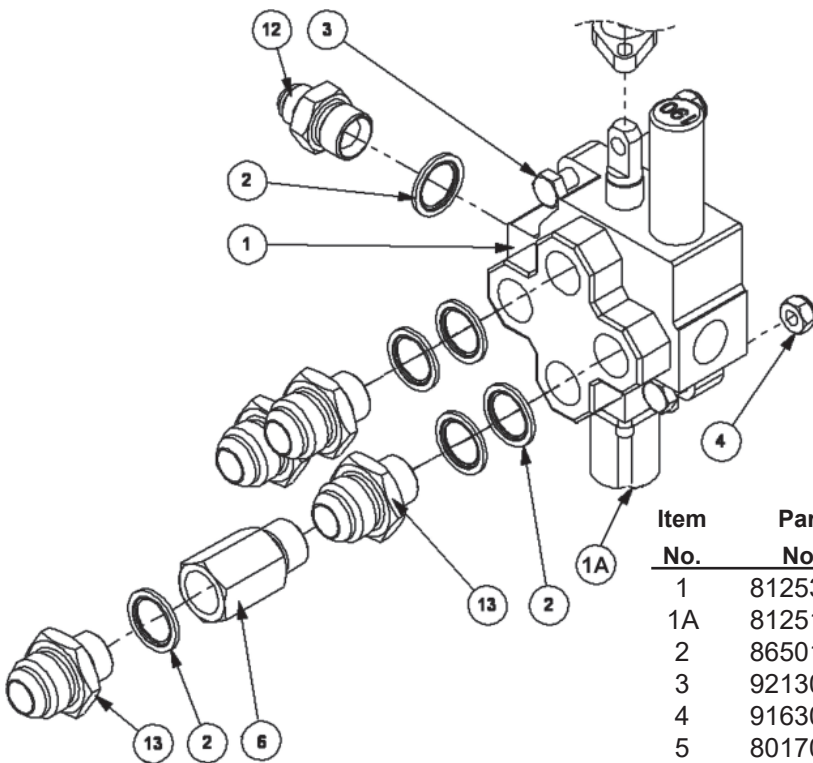
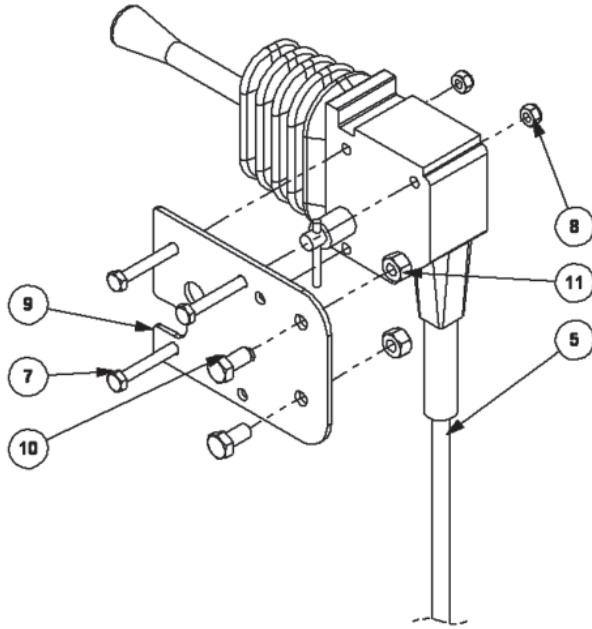
Item No.	Part No.	Description	Qty.
	22525.96	Solenoid Kit	1
1	23550.11	Prop Directional 4-3 Valve CFTOP 3APC DT	3
2	41844.30	Loom 23 Core-28 way connector DT	1
3	23550.13	Directional 4-2 Valve CETOP 3 HS DT	1
4	23550.14	Directional 4-3 Valve CETOP 3YS DT	1
5	23550.17	Directional B2B Poppet Valve CETOP 3 ACP DT	1
6	45594.41	DT06-2S Sealing Cap	1
7	44594.42	DT06-3S Sealing Cap	1

SOLENOID KIT 1865E-1 FOR S/N's M2477661 Thru M2477674



Item No.	Part No.	Description	Qty.
	22525.96	Solenoid Kit	1
1	23550.11	Prop Directional 4-3 Valve CFTOP 3APC DT	4
2	41844.30	Loom 23 Core-28 way connector DT	1
3	23550.13	Directional 4-2 Valve CETOP 3 HS DT	1
4	23550.17	Directional B2B Poppet Valve CETOP 3 ACP DT	1
5	45594.41	DT06-2S Sealing Cap	1
6	44594.42	DT06-3S Sealing Cap	1

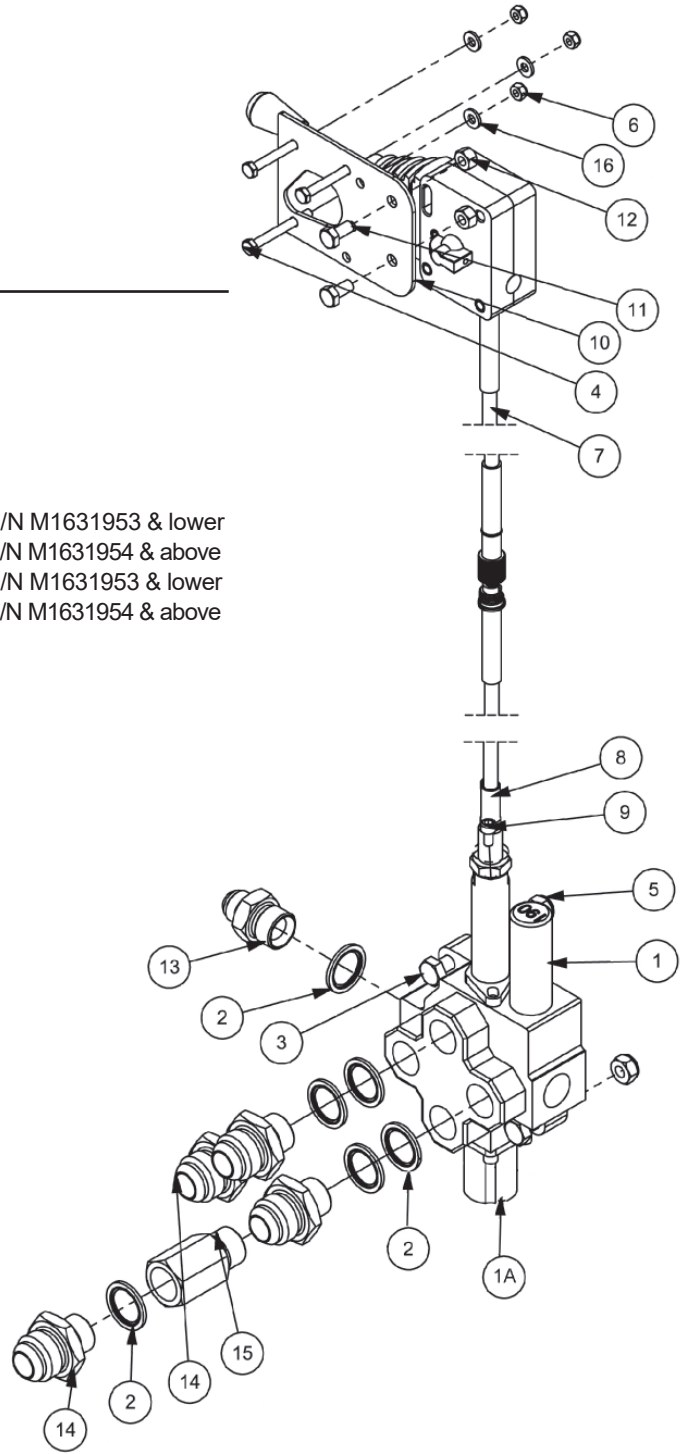
CABLE ROTOR CONTROL VALVE ASSEMBLY WITHOUT QUICK RELEASE CABLE (RMB1865, RMB1865E)



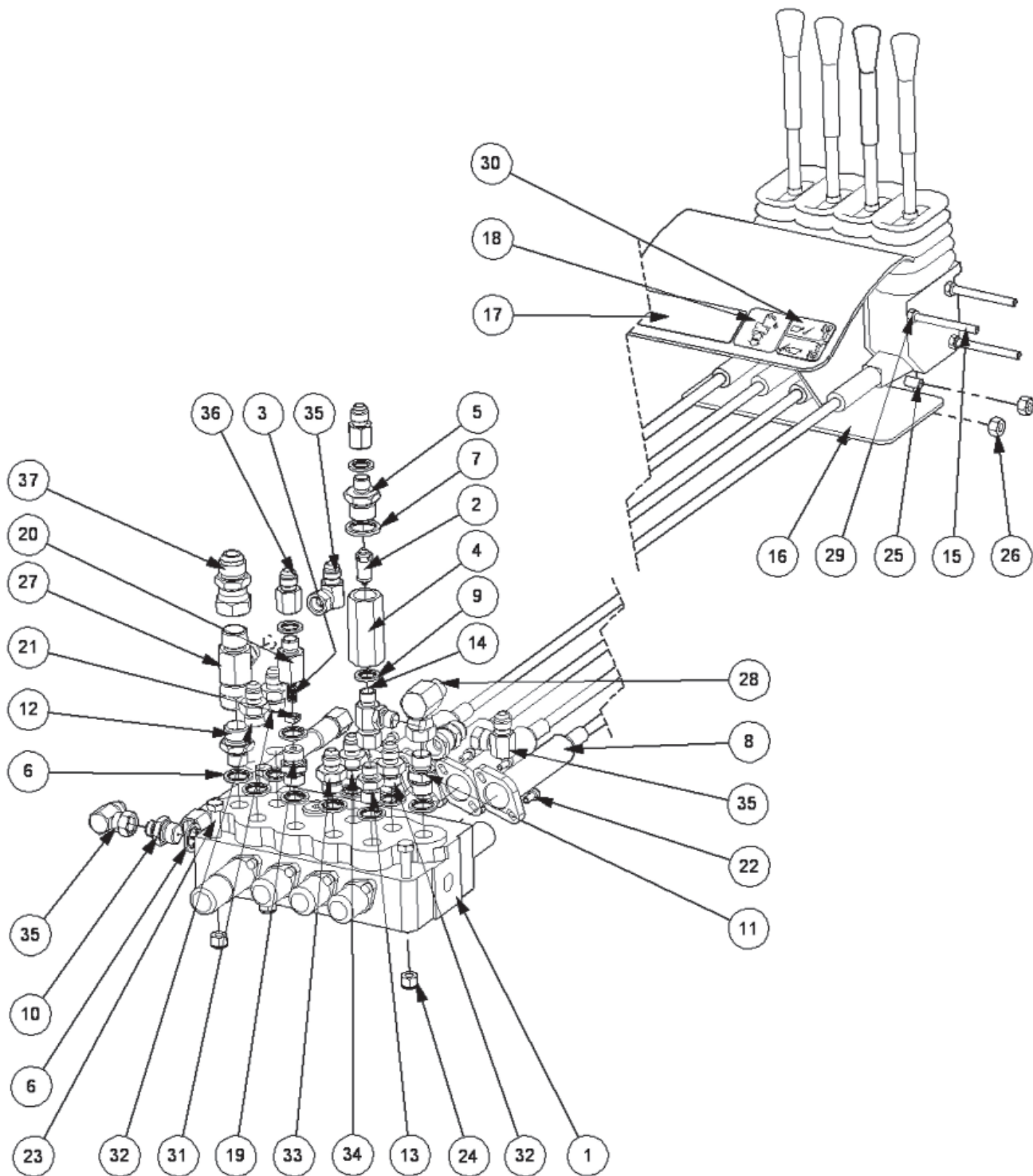
Item No.	Part No.	Description	Qty.
1	8125356	Valve, Rotor Control (190 Bar)	1
1A	8125109	Assembly, Detent - Type 11 Asy. B On	1
2	8650106	Seal, 3/4 BSP Bonded	6
3	9213085	Capscrew M10-P1.5 - 40mm PL	2
4	9163005	Nut M10 Nyloc	2
5	8017052	Control Hd/Cable Assy-3.5m	1
6	8581224	Extension Adapter 3/4" BSP M-F	1
7	9213113	Capscrew M6 x 55 (Coarse) H.T.	3
8	9163003	Nut M6 Nyloc	3
9	7650282	Control Cable Brkt	1
10	9313034	Capscrew M 8-P1.25 x 16mm	2
11	9113004	Nut 8mm-P1.25 PL	2
12	8581271	Adapter 3/4 M BSP-7/8 M JIC	1
13	8581192	Adapter 16 M JIC - 12 M BSPP	4

CABLE ROTOR CONTROL VALVE ASSEMBLY WITH QUICK RELEASE CABLE (RMB1865-1, RMB1865E-1)

Item No.	Part No.	Description	Qty.	
1	8125356	Valve, Rotor Control (190 Bar)	1	
1A	8125109	Assembly, Detent - Type 11 Asy. B On	1	
2	8650106	Seal, 3/4 BSP Bonded	6	
3	9213085	Capscrew M10-P1.5 - 40mm PL	2	
4	9213113	Bolt M65 x 55	3	
5	9163005	Locknut M10, Nyloc	2	
6	9163003	Locknut M6, Nyloc	3	
7	8017089	Control Head RCV	1	S/N M1631953 & lower
	8019089	Control Head RCV	1	S/N M1631954 & above
8	8017091	Cable RCV	1	S/N M1631953 & lower
	8019091	Cable RCV	1	S/N M1631954 & above
9	9343023	Capscrew M16 x 2	2	
10	7650282	Control Cable Bracket	1	
11	9313034	Setscrew M8 x 16	2	
12	9113004	Nut 8mm-P1.25 PL	2	
13	8581271	Adapter 3/4 M BSP-7/8 M JIC	1	
14	8581192	Adapter 16 M JIC - 12 M JIC	4	
15	8581224	Extension Adaptor 3/4" JIC	1	
16	9100103	Flatwasher M6	3	



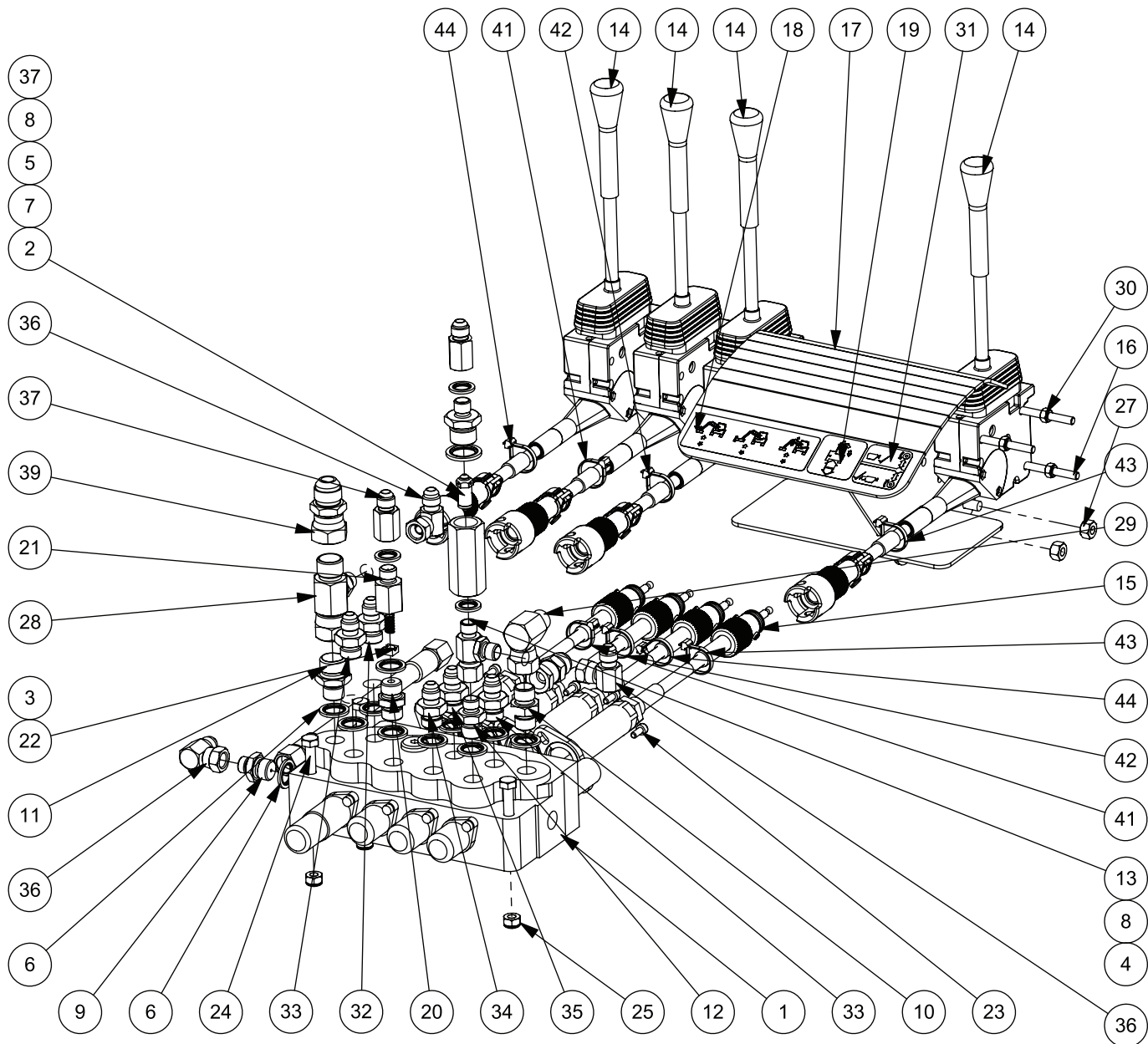
CABLE ARMHEAD CONTROL VALVE WITHOUT QUICK RELEASE CABLES (RMB1865, RMB1865E)



CABLE ARMHEAD CONTROL VALVE WITHOUT QUICK RELEASE CABLES (RMB1865, RMB1865E)

Item No.	Part No.	Description	Qty.
1	8130466	Control Valve 4 Spool	1
2	8130124	Relief Valve Cartridge	1
3	8116011	Spring .275 x 23 Swg x 5/8 Lg	2
4	8130156	Relief Valve Housing	1
5	8130083	Body, Relief Valve	1
6	8650103	Seal, 3/8 BSP Bonded	11
7	8650104	Seal, 1/2 BSP Bonded	1
8	8017050	Control Hd/Cable Assy-3.5m	4
9	8650102	Seal, 1/4 BSP Bonded	3
10	8130067	Restrictor 1/4-3/8 BSP	1
11	6000113	Adaptor 3/8 BSP M/M	1
12	05.123.01	Adaptor 1/2 x 3/8 BSP M/M	1
13	8581115	Adaptor, 1/4 x 3/8 BSP Male	1
14	8581254	Tee Adaptor 1/4 BSP M-F-M	1
15	04.282.71	Stud M6 x 233 Plated	3
16	7650307	Arm Rest Brkt W/A	1
17	1290368	Decal, Control	1
18	1290541	Decal-Slew SMA1046	1
19	8581209	Union 3/8 BSPM x 3/8 BSPM	1
20	8581214	Restrictor Adaptor 1/4" BSP	1
21	8123044	Restrictor Disc, 1.8mm Orifice	1
22	9343022	Shcs Metric 5-P0.8 - 12mm PL9	8
23	9213134	Bolt	3
24	9163004	Nut Nyloc M8	3
25	9313034	Capscrew M8-P1.25- 16mm	2
26	9113004	Nut 8mm-P1.25 PL	2
27	04.056.25	Tee 1/2 - 1/2 - 1/4 Fmm	1
28	8581117	Connector, 3/8 BSP 90 Deg.	1
29	9163003	Nut M6 Nyloc	6
30	1290338	Decal, Rotor Control Valve	1
31	8124120	Restrictor 3/8 BSP-9/16 JIC	1
32	8124121	Restrictor 3/8 BSP-9/16 JIC	2
33	8124118	Restrictor 3/8 BSP-9/16 JIC	1
34	8124125	Restrictor 3/8" BSP-9/16 JIC	1
35	05.835.11	Adaptor, Swivel 90-1/4 x 9/16 JIC	3
36	8581341	Adaptor 1/4 BSPF x 9/16 JICM	2
37	8581220	Adaptor 1/2 BSPF-7/8 JIC M	1

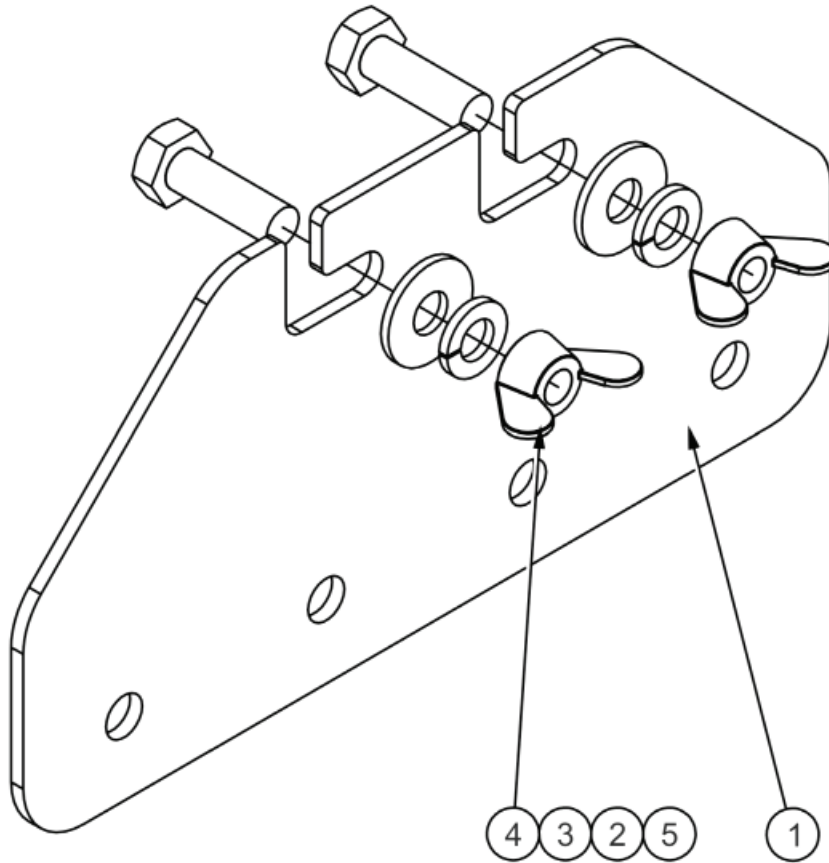
CABLE ARMHEAD CONTROL VALVE WITH QUICK RELEASE CABLES (RMB1865-1)



CABLE ARMHEAD CONTROL VALVE WITH QUICK RELEASE CABLES (RMB1865-1)

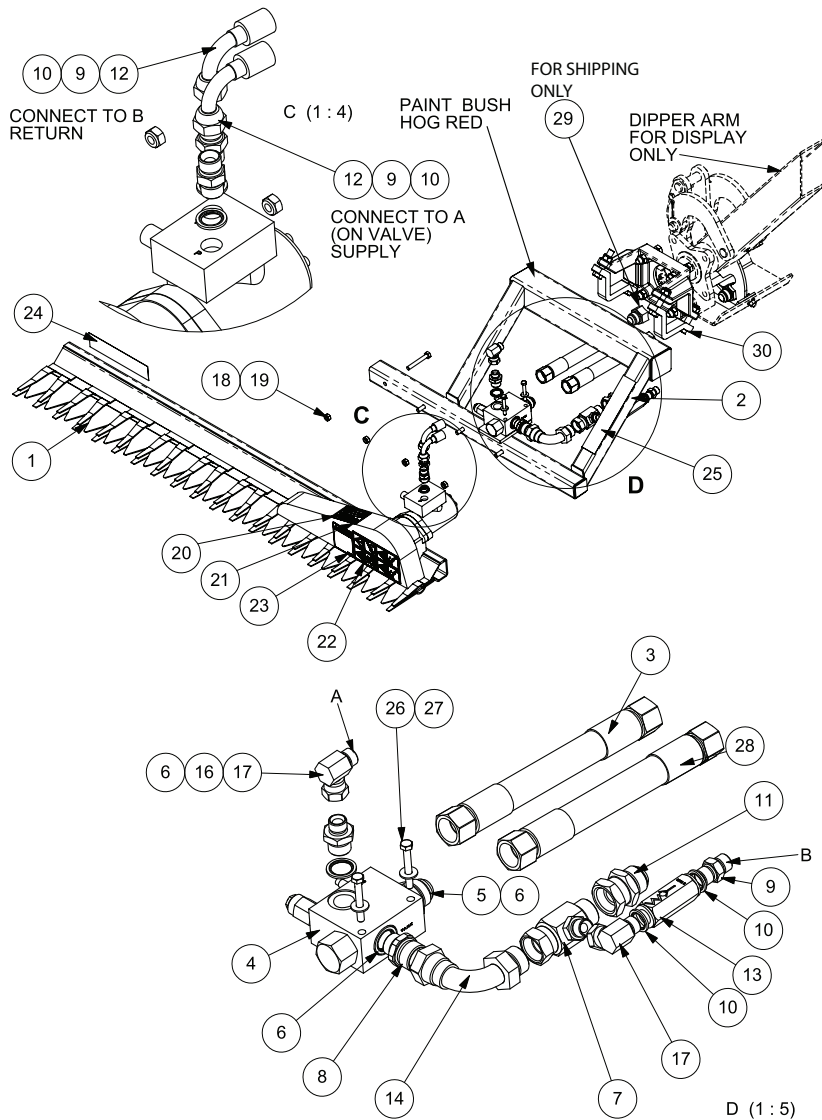
Item No.	Part No.	Description	Qty.	NOTES:
1	8130466	4 Spool Control Valve	1	
2	8130124	Relief Valve 140Bar	1	
3	8116011	Spring OD .275" x 5/8" Lg	2	
4	8130156	Relief Valve Housing	1	
5	8130083	Adaptor Relief Body	1	
6	8650103	Bonded Seal 3/8" BSP	11	
7	8650104	Bonded Seal 1/2" BSP	1	
8	8650102	Bonded Seal 1/4" BSP	3	
9	8130067	Adap. Rest. 3.2 'E'	1	
10	6000113	Adaptor 3/8" BSP MM	1	
11	05.123.01	3/8" BSP x 1/2" BSP MM Adaptor	1	
12	8581115	Adaptor 3/8" x 1/4" BSP MM	1	
13	8581254	Adaptor Tee 1/4" BSP MFM	1	
14	8017090	Quick Release Head ACV- Armhead 0.4m	4	S/N M1641953 & Below
	8019090	Quick Release Head ACV- Armhead 0.4m	4	S/N M1641954 & Above
15	8017093	Quick Release Cable ACV 3.1m	4	S/N M1641953 & Below
	8019093	Quick Release Cable ACV 3.1m	4	S/N M1641954 & Above
16	04.282.71	Stud M6 x 233	3	
17	7650307	Cable Armrest W.A.-TMC 5 Lever	1	
18	1290368	Decal - Cable, Reach-Angle-Lift	1	
19	1290541	Decal - Slew	1	
20	8581209	3/8" BSP MM Adapter	1	
21	8581214	Restrictor Body 1/4" BSP M	1	
22	8123044	Restrictor Disc 1.8mm Orifice	1	
23	9343022	Capscrew M5 x 12	8	
24	9213134	Bolt M8 x 65	3	
25	9163004	Nyloc Nut M8	3	
26	9313034	Setscrew M8 x 16	2	
27	9113004	Nut M8	2	
28	04.056.25	Adaptor Tee 1/2" BSPMF+1/4M	1	
29	8581117	Adaptor Elbow 3/8" BSP MF	1	
30	9163003	Nyloc Nut M6	6	
31	1290338	Decal - Rotor Control Valve	1	
32	8124120	Adap. Rest. 1.3mm 3/8" BSP-9/16 JIC	1	
33	8124121	Adap. Rest. 1.15mm 3/8" BSP-9/16 JIC	2	
34	8124118	Adap. Rest. 1.8mm 3/8" BSP-9/16 JIC	1	
35	8124125	Adap. Rest. 1.5mm 3/8" BSP-9/16 JIC	1	
36	05.835.11	1/4" BSP F x 9/16" JIC M Swivel Elbow	3	
37	8581341	Adaptor 1/4" BSP F x 9/16" JIC M	2	
38	8581221	Adaptor 3/8" BSP F x 3/4" JIC M	1	
39	8581220	1/2" BSP F To 7/8" JIC M Swivel Adaptor	1	
40	41721.08	9/16" JIC FS/FS 400	1	
41	22941.05	Green Cable Tie	2	
42	22941.04	Yellow Cable Tie	2	
43	22941.02	Blue Cable Tie	2	
44	22941.01	Red Cable Tie	2	

CAB CONTOL MOUNT



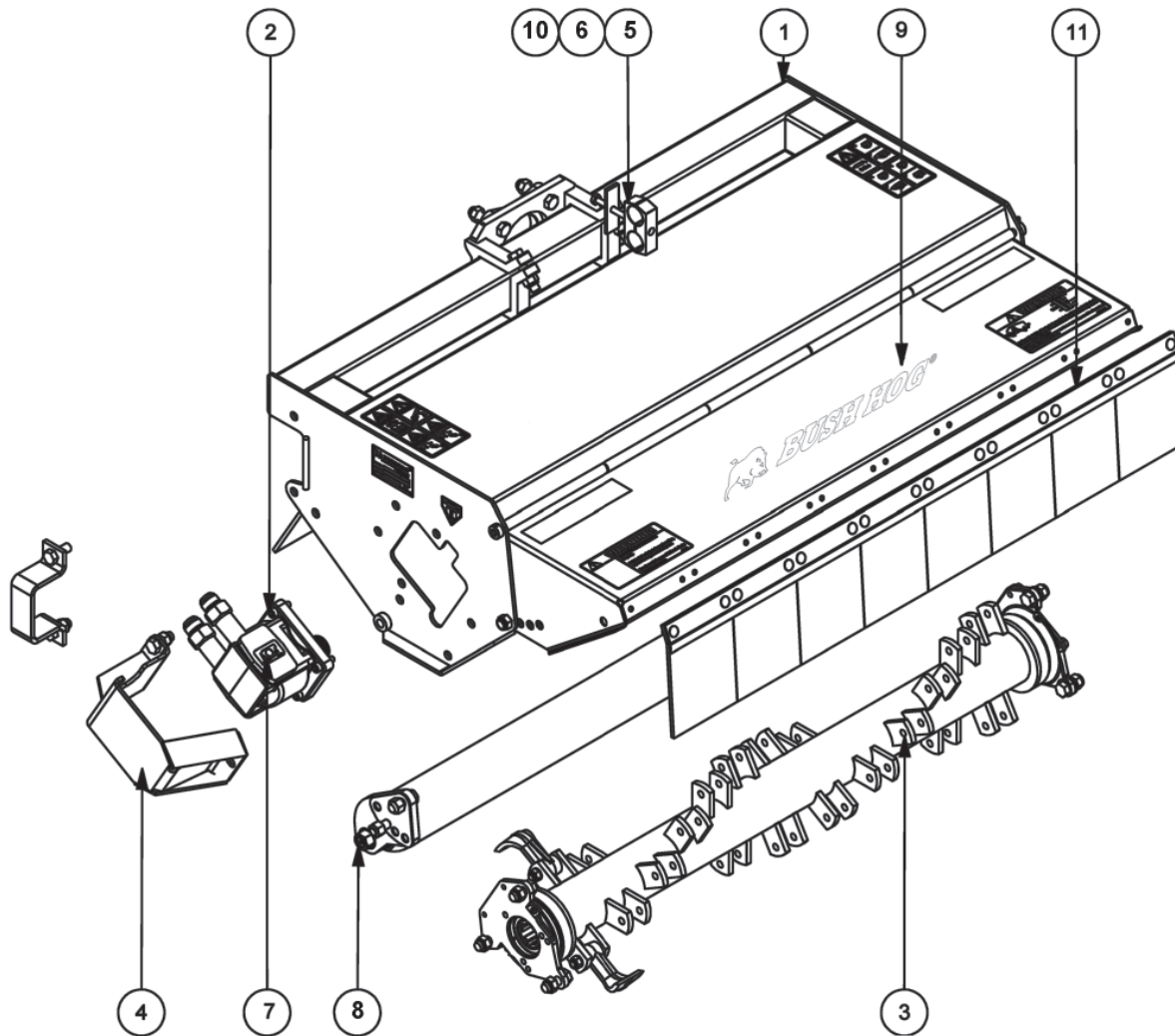
Item No.	Part No.	Description	Qty.
1	42491.01	Mount Plate	1
2	9100104	Flatwasher 8mm	2
3	9100204	Lockwasher 8mm	2
4	9193004	Wing Nut	2
5	9313054	Capscrew M8 x 25	2

SHEARTRIM SICKLEBAR (59" WIDE)



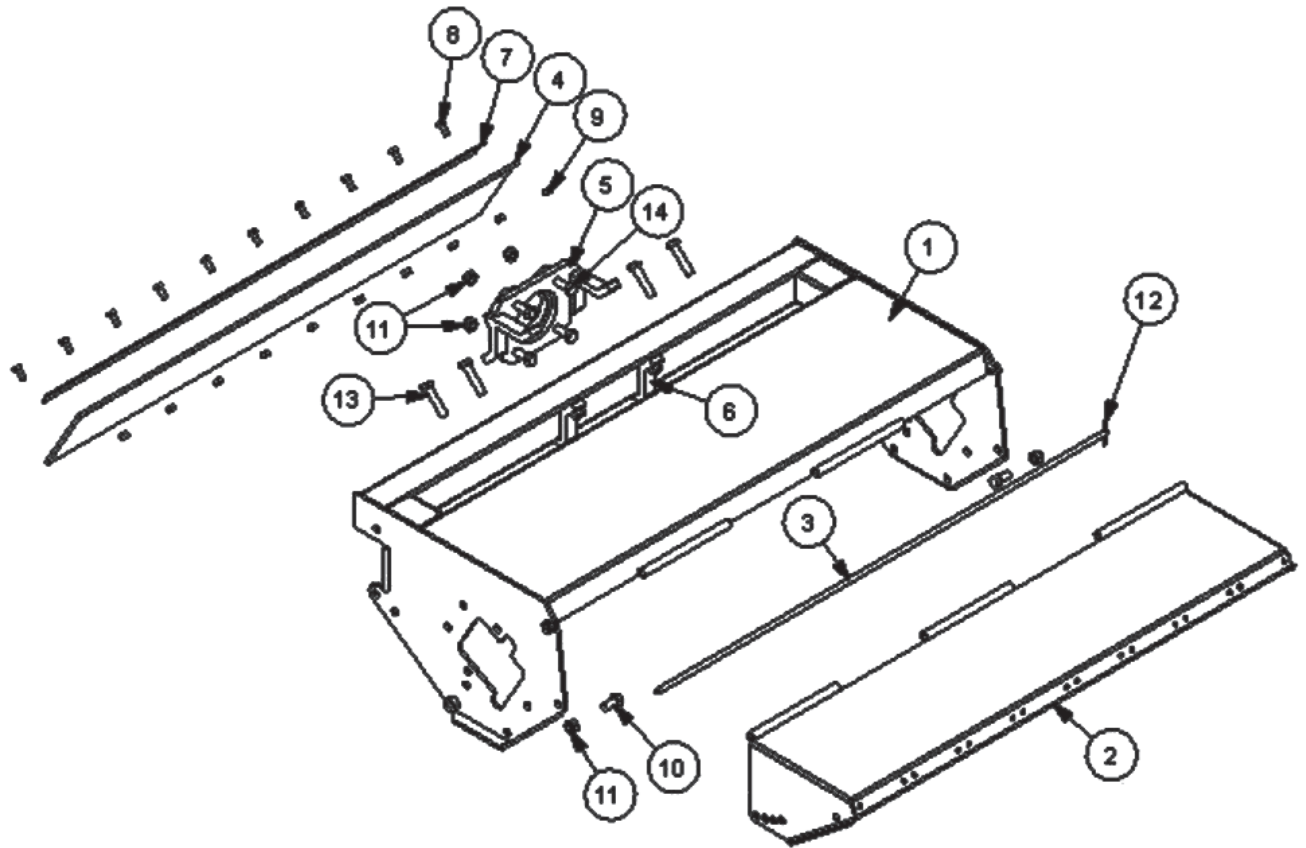
Item No.	Part No.	Description	Qty.	Item No.	Part No.	Description	Qty.
1	42018.05	Cutter Bar, RH	1	16	8581130	Adaptor 3/4" BSP x 1/2" BSP	1
2	42019.12	Cutterbar Bracket 80 Box RH	1	17	G5200331	Adaptor-1/2" BSP MF Elbow Short	2
3	08.962.99	1-5/16" JIC FS/FS 450mm Lg	1	18	9213155	Capscrew, M10 x 75	4
4	42844.01	Flow Control Valve	1	19	00765676	Locknut, M10-P1.5	4
5	8581192	Adp Hyd Straight 16MJ - 12MBSPP	1	22	09.821.35	Combined Decal	1
6	8650106	Seal, 3/4" BSP Bonded	3	23	3688303	Decal, Danger Severed Fingers	1
7	04.056.34	Adaptor Tee 1" MF + 1/2" BSP MM	1	24	1458392	Decal, Red Reflector	1
8	8002086	Adaptor 3/4" x 1" BSP MM	1	25	1458393	Decal, Yellow Reflector	1
9	8581110	Male Union, 1/2" x 1/2" BSP	3	26	9213124	Bolt, M8 x 60	2
10	8650104	Seal, 1/2" BSP Bonded	4	27	9100104	Flatwasher, M8	2
11	8581233	Adaptor, 1/2" BSP x 1-5/16" M JIC	1	28	08.962.98	Hose, 1-5/16" JIC FS/FS 400mm Lg	1
12	10.006.10	Hose 1/2" BSP STX90 S.Seal 500	2	29	05.433.14	Plug, 1-5/16" JIC Steel	2
13	8130694	Check Valve, 2.0 Bar	1	30	7198411	Clamp Kit, 4-Bolt > 80 Box	1
14	8581264	Adaptor, 1" BSP MF Swept 90	1				

FLAILHEAD - SUPERCUT (47" WIDE)



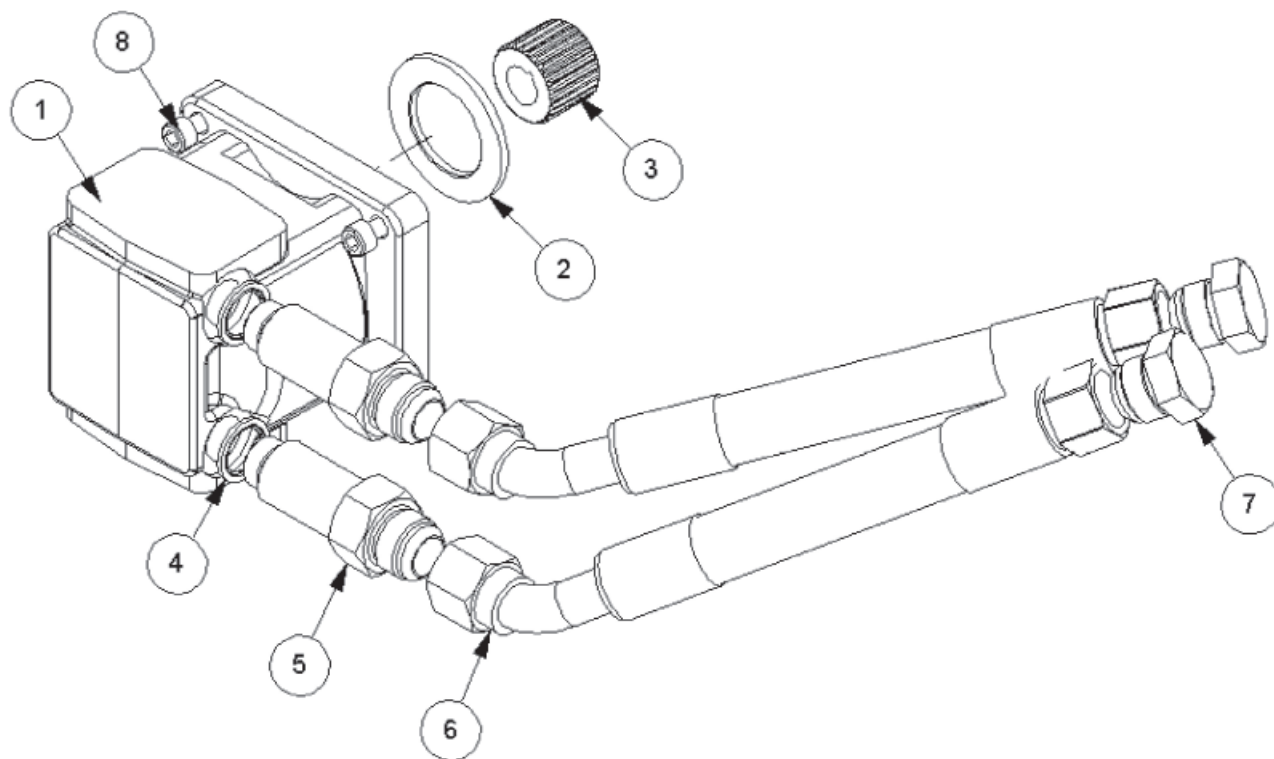
Item No.	Part No.	Description	Qty.
1	-----	1.2m Supercut Casing Module	1
2	-----	100LPM Drive Module 54HP 1.2m	1
3	-----	1.2m Rotor Assy S-Cut F91 Comp	1
4	-----	1.2m S/Cut Motor Cover Module	1
5	7193063	Pipe Clamp 91 Pair 0 .38" Dia.	1
6	9213155	Capscrew M10 x 75	1
7	21917.02	Head Decal	1
8	22808.01	Roller Assy-1.2m Supercut	1
9	-----	Head Decal Kit Multicut	1
10	06.418.05	Clamp Plate - Pipe Clamp	1
11	-----	Flap Kit, Front	1

CASING - SUPERCUT FLAILHEAD



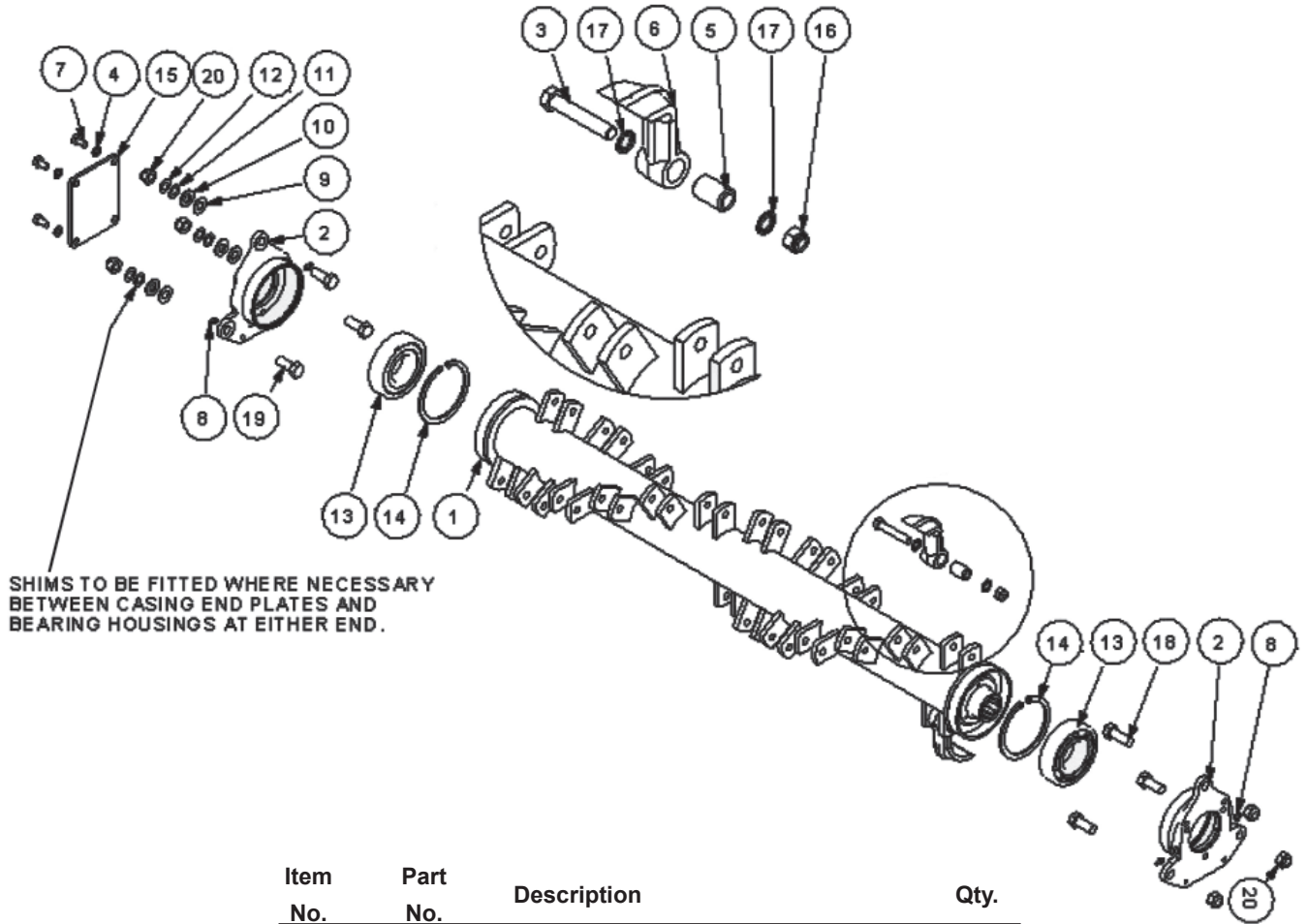
Item No.	Part No.	Description	Qty.
1	7198327	Casing - 1.2m Supercut	1
2	7191352	Front Hood	1
3	7191116	Hood Pivot Pin	1
4	7191361	Flap, Rear	1
5	7198330	Clamp Plate	1
6	7198332	Clamp	2
7	7191362	Clamp Strip-Rear Flap	1
8	9313055	Hexb Metric 10-P1.50- 25mm 5	10
9	00765676	Nut, M10 - 1.5	10
10	0311106	Set Screw Hex Head 5/8 UNF 1-1/4 HT	2
11	00749136	Locknut 5/6-NF Toplock	10
12	0425540	Roll Pin M5 x 40	1
13	0211226	Capscrew 5/8" x 2 3/4" UNF	4
14	0211246	Capscrew 5/8" x 3" UNF	4

100 LPM DRIVE MODULE - SUPERCUT AND MULTICUT



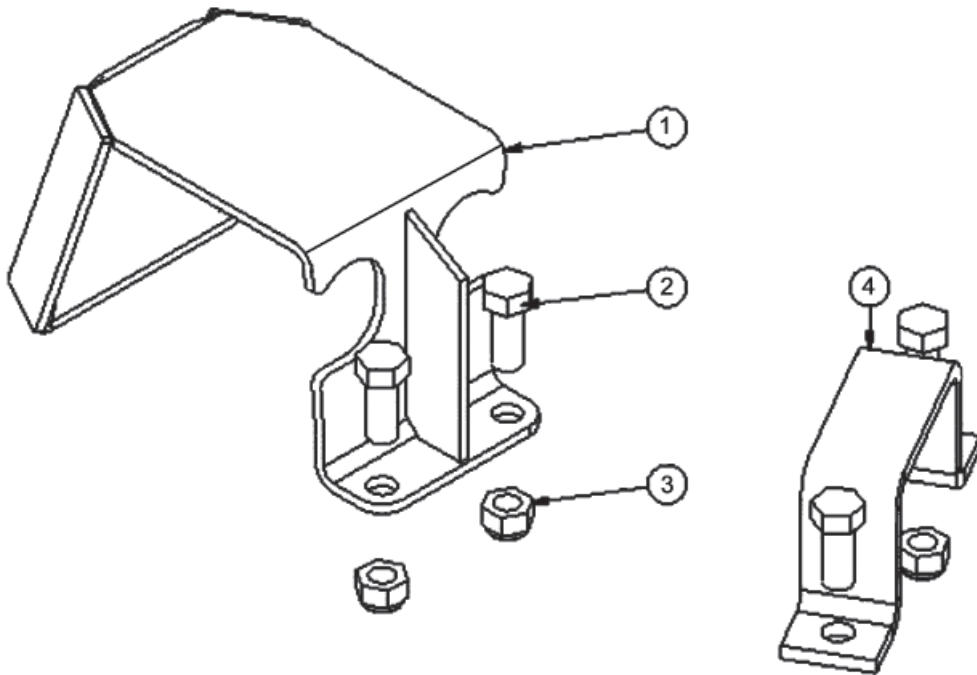
Item No.	Part No.	Description	Qty.
1	8301302	Motor	1
2	7190015	Motor Locating Washer	1
3	7190584	Coupling 27 Spline	1
4	8650106	Seal, 3/4 BSP Bonded	2
5	8581567	Adaptor 3/4 x 1-5/16" JIC MM	2
6	41677.08	Hydraulic Hose 1-5/16" JIC FS/F135 1900 Lg	2
7	05.433.14	Plug 1-5/16" JIC	2
8	9300144	Capscrew, Wedglok	4

ROTOR MODULE - SUPERCUT



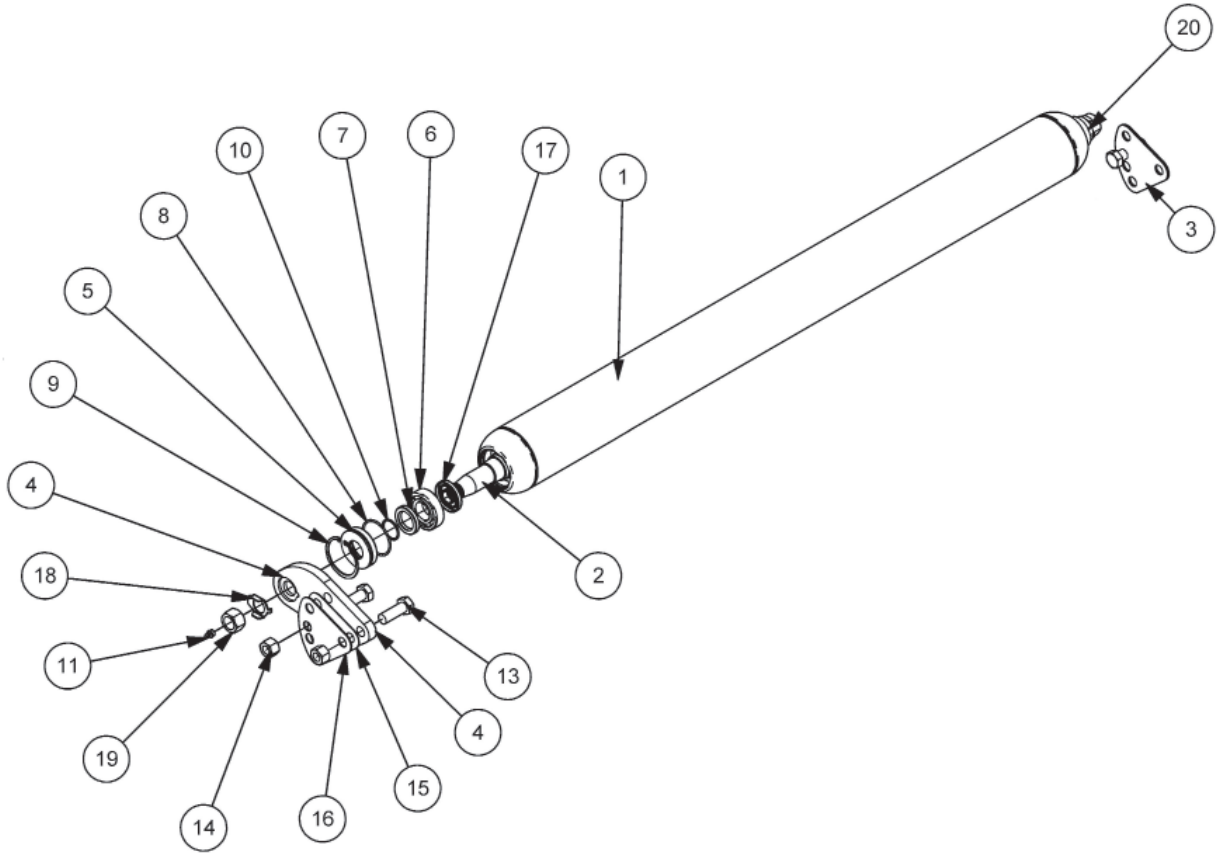
Item No.	Part No.	Description	Qty.
1	7191382	Weldmt, Rotor 1.2m W/A 12 Row	1
2	7190261	Housing Bearing	2
3	7191109	Flail Bolt	24
4	9100205	Washer, Spring- 10mm Dia. BZP	4
5	7191054	Spacer, Cast Flail	24
6	7198390	Single Edge Flail Knife	24
7	9313045	Capscrew M10-P1.5 - 20mm 5	4
8	0901125	Grease Fitting 1/8	4
9	7191098	Shim, 1.5 Thick	3
10	7191099	Shim, 2.5 Thick	3
11	8121043	Spacer, Thin- Ref. 96-033	5
12	8121044	Spacer Thick	5
13	0600018	Bearing 55 x 120 x 29mm 1R.15	2
14	7190022	120 Internal Circlip D1300-12	2
15	7190444	Plate, Cover	1
16	02716500	Locknut, Toplock 1/2" - 20	24
17	0100305	Washer, Serrated Int.1/2 Dia.	48
18	0311146	HHSS 5/8 UNF 1-3/4HT	1
19	0311126	HHSS 5/8 UNF x 1-1/2GRS	5
20	00749136	Locknut, Toplock 5/8" UNF	6

MOTOR COVER 1.2M SUPERCUT



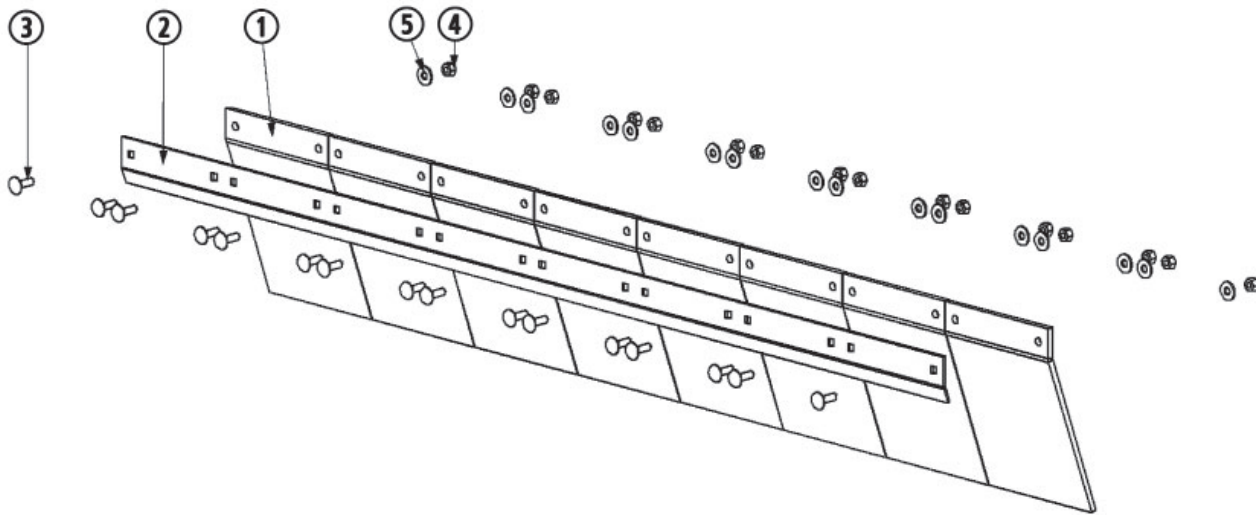
Item No.	Part No.	Description	Qty.
1	7191393	Motor Cover	1
2	0311126	Capscrew 5/8" x 1/2" UNF	4
3	00749136	Locknut, Toplock 5/8" UNF	3
4	41740.01	Hose Retainer	1

ROLLER 1.2 SUPERCUT



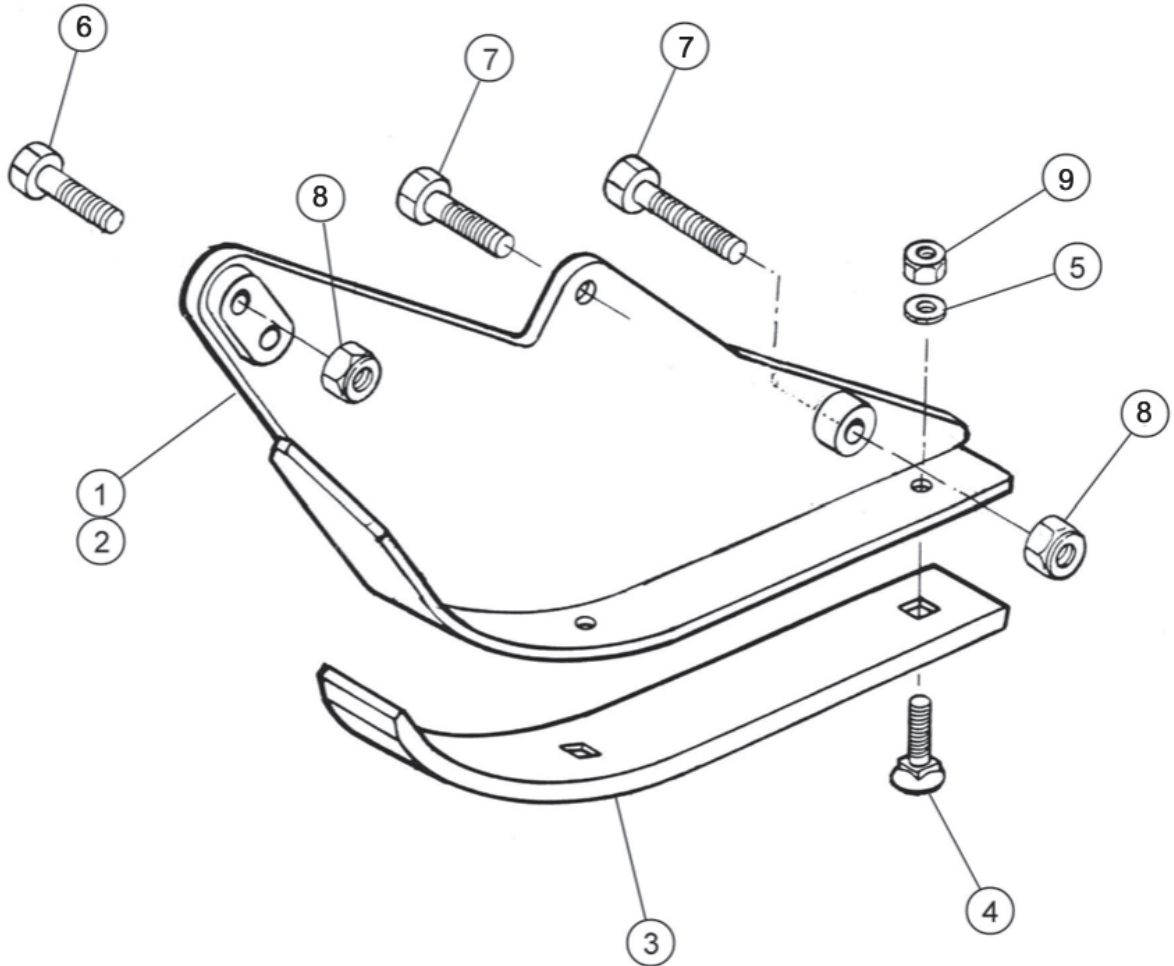
Item No.	Part No.	Description	Qty.
1	22808.02	Roller Tube	1
2	22808.05	Roller Shaft	1
3	22808.03	Roller Bracket LH	1
4	22808.04	Roller Bracket RH	1
5	22808.06	Seal Carrier	2
6	0600111	Deep Groove Ball Brg 30 x 62 x 17	2
7	8629215	Seal	2
8	8600422	O Ring 200-138-4490	2
9	0411262	Internal Circlip 62mm Dia	2
10	0412120	1-1/4 Internal Spirolox Ring	2
11	0901121	Grease Nipple, 1/8 Straight	2
12	9213117	Bolt M16 x 55	2
13	9313097	M16 x 45 Coarse H.T.	2
14	9143007	Top Lock Nut 16mm-P2.0 ZP	4
15	42257.03	Shim-1.2mm	2
16	42257.04	Shim - 2.0mm	2
17	8629181	Seal, Rotary Shaft Dia 35	2
18	21395.03	Tab Washer-M24 Special	2
19	9100035	Nut M24 LH Plated 30AF	1
20	9100036	Nut M24 RH Plated 30AF	1

FRONT FLAP KIT, SUPERCUT AND MULTICUT



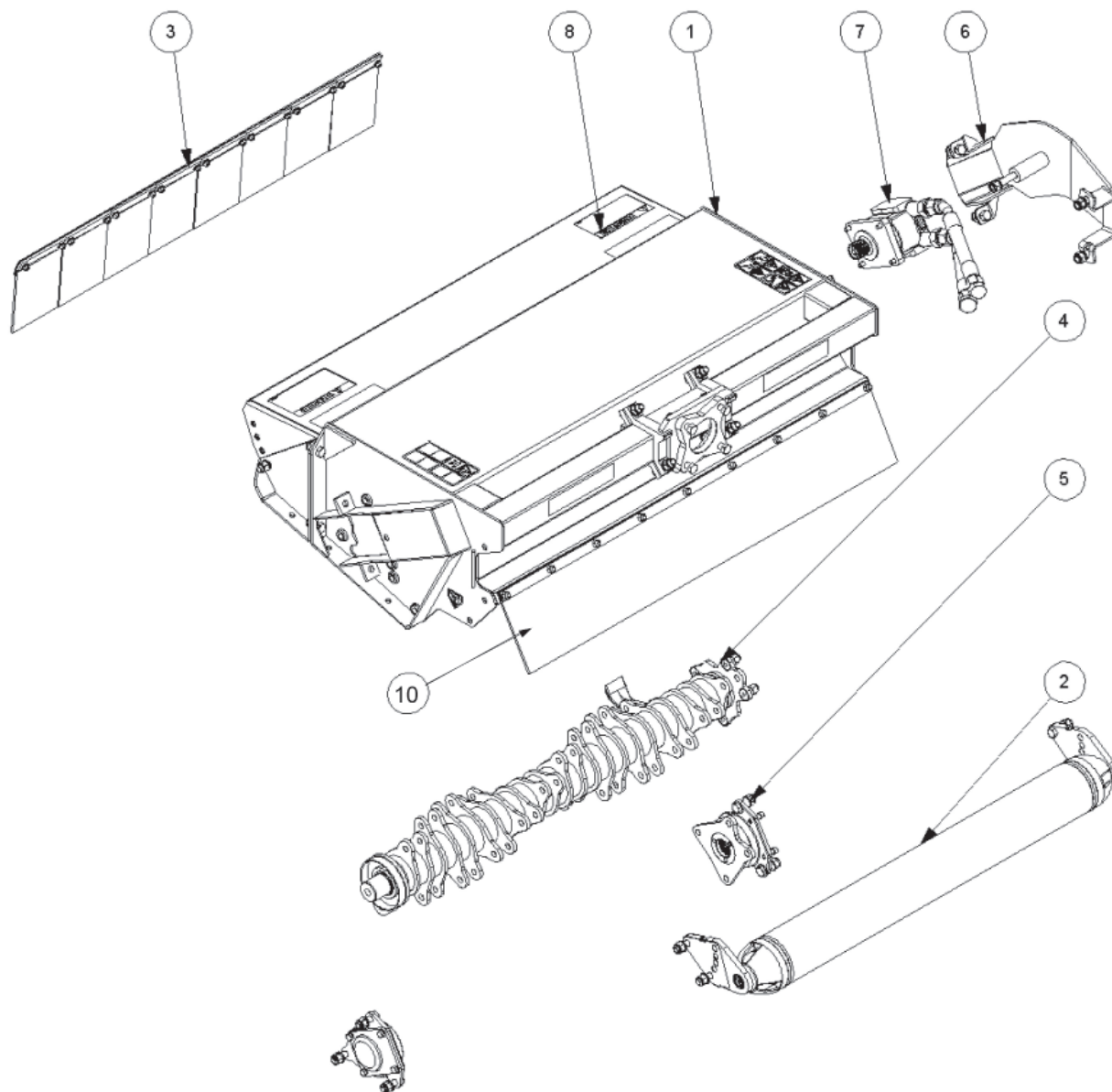
Item No.	Part No.	Description	Qty.
1	7290053	Front Flap	8
2	7190304	Front Clamp Strip	1
3	9293054	Carriage Bolt M8 x 25 (Plated)	16
4	70093C	Locknut, Toplock M8 x P1.25	16
5	9100104	Flatwasher M8	16

SKID KIT, SUPERCUT (OPTIONAL)



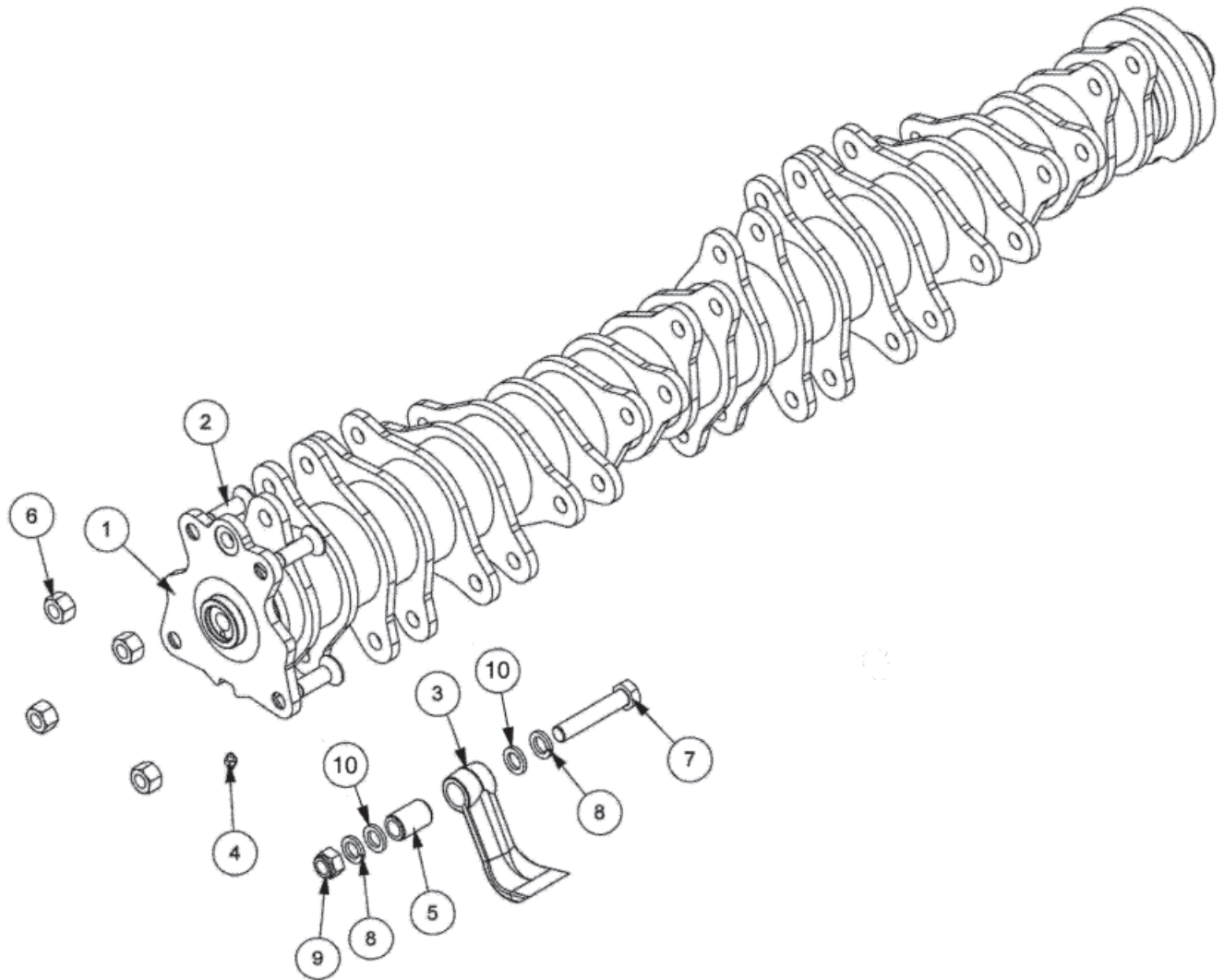
Item No.	Part No.	Description	Qty.
1	7198368	Skid W/Assy-Left Hand	1
2	7198369	Skid W/Assy-Right Hand	1
3	7290391	Wear Strip	2
4	6012034	Bolt, Tine 7/16 UNC x 1-3/8	6
5	0100104	Washer	6
6	0311106	Capscrew 5/8 UNF 1-1/4HT	2
7	0311126	Capscrew 5/8 UNF x 1-1/2GRS	4
8	00749136	Locknut, 5/8 x P1.25	6
9	0141004	Locknut 7/16 UNF Standard	6

FLAILHEAD - MULTICUT



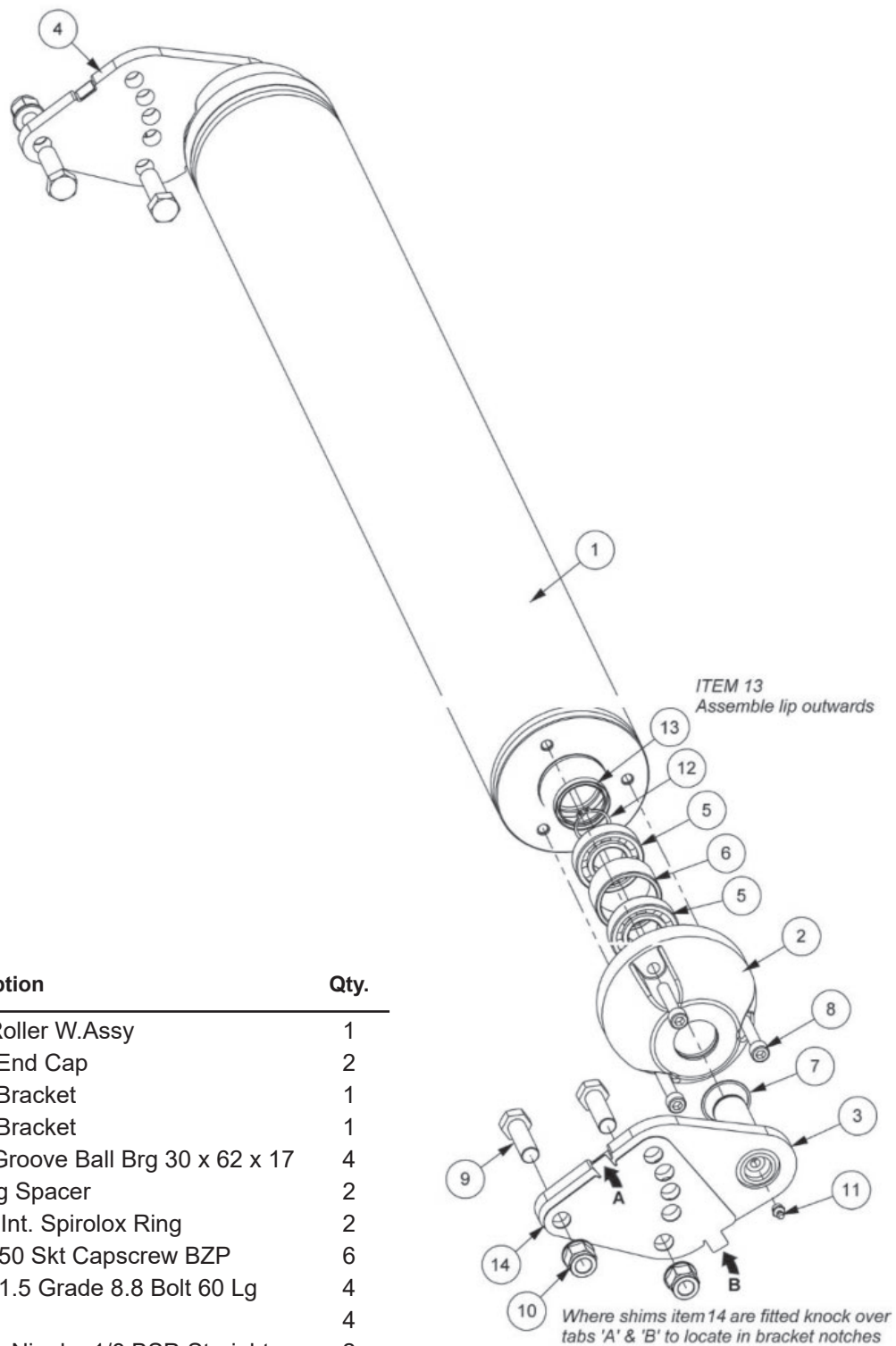
Item No.	Part No.	Description	Qty.
1	-----	1.2 M Dd F.Head Casing Module	1
2	-----	1.2 DMS Roller	1
3	-----	Flap Kit, Front	1
4	-----	1.2 M Rotor Module F10s.E Cast	1
5	-----	Multicut Quad Drive Module	1
6	-----	RH 52-65HP Motor Cover Module	1
7	-----	100 LPM Drive Module 54HP 1.2m	1
8	-----	Head Decal Kit Multicut	1
9	-----	Shipping Stand, Flail Head	1
10	7190314	Flap, Rear	1

ROTOR MODULE - MULTICUT



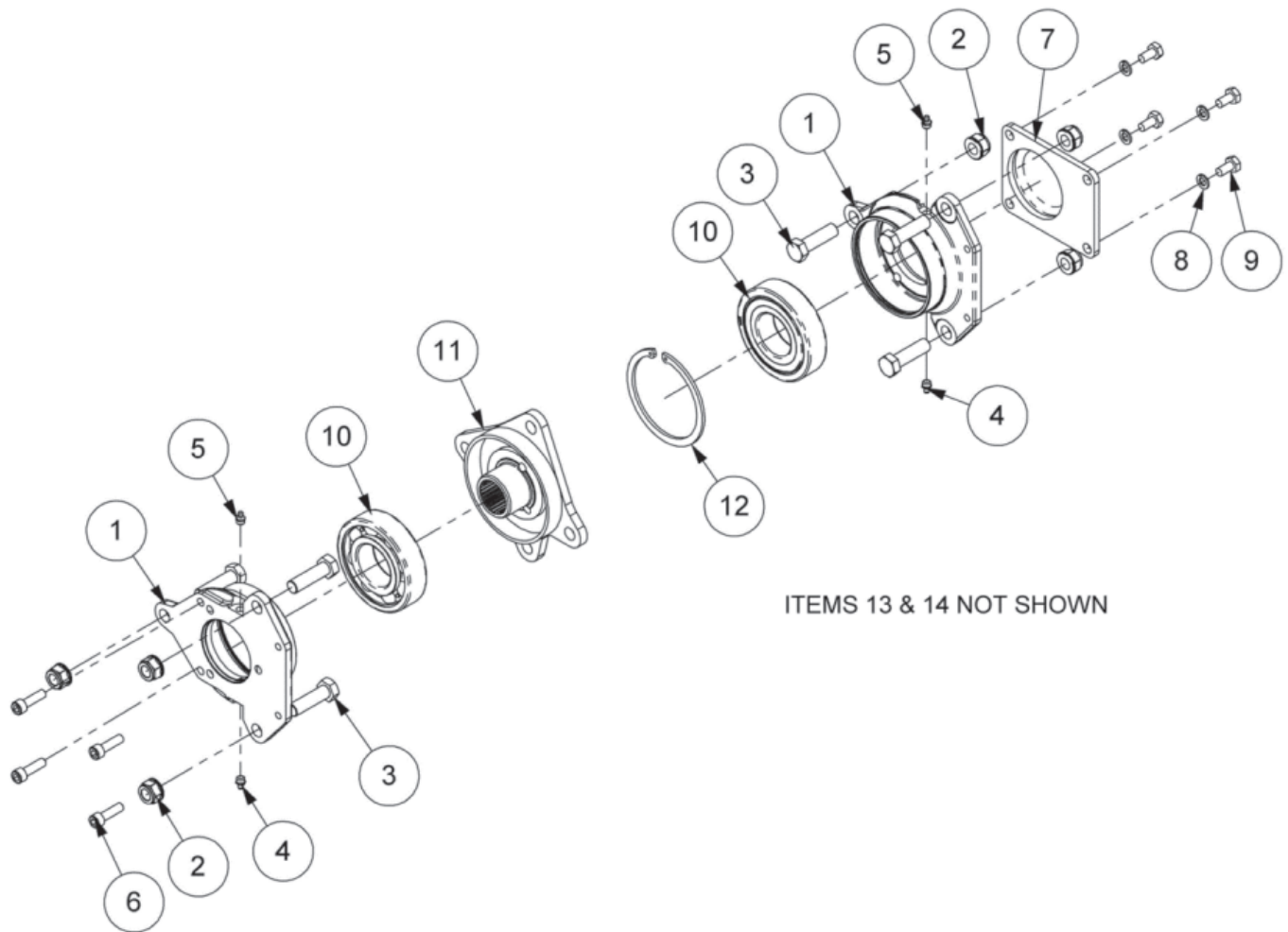
Item No.	Part No.	Description	Qty.
1	-----	Rotor 1.2m Quad Drive	1
2	9353097	M16 x 45 Skt.Csk.Screw BZP	4
3	7390276	Flail, Single Edge	24
4	0901161	Grease Nipple M6 x 1 Straight	1
5	7314223	Bushing, Flail Pivot	24
6	9143007	Top Lock Nut 16mm-P2.0 ZP	4
7	7314201	Capscrew 5/8 NF 3-1/4	24
8	0100206	Lockwasher 5/8 Dia.	48
9	00749136	Locknut, Toplock 5/8"	24
10	7390005	Spacer	48

ROLLER ASSEMBLY - MULTICUT



Item No.	Part No.	Description	Qty.
1	21394.03	1.2m Roller W.Assy	1
2	21394.32	Roller End Cap	2
3	21524.12	Roller Bracket	1
4	21524.13	Roller Bracket	1
5	0600111	Deep Groove Ball Brg 30 x 62 x 17	4
6	21523.31	Bearing Spacer	2
7	0402240	1.687" Int. Spirolox Ring	2
8	9343105	M10 x 50 Skt Capscrew BZP	6
9	9200031	M16 x 1.5 Grade 8.8 Bolt 60 Lg	4
10	9100024	Nut	4
11	0901121	Grease Nipple, 1/8 BSP-Straight	2
12	0401230	Circlip, External 30mm Dia.	2
13	8629239	Shaft Seal 40 x 50 x 7.0 Deep	2
14	42257.10	Shim 1.2m DMS Quad Drive	2

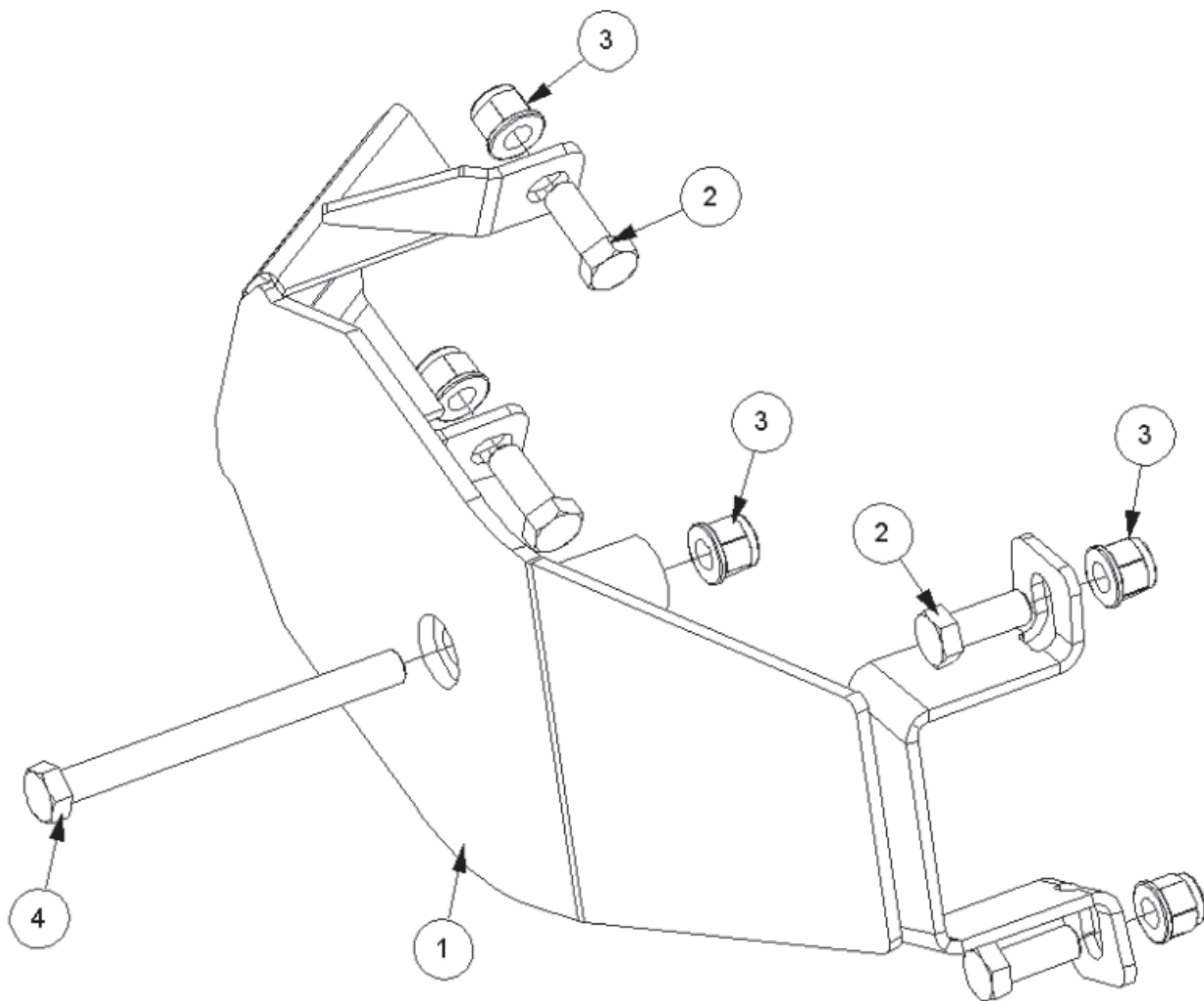
QUAD DRIVE MODULE - MULTICUT



ITEMS 13 & 14 NOT SHOWN

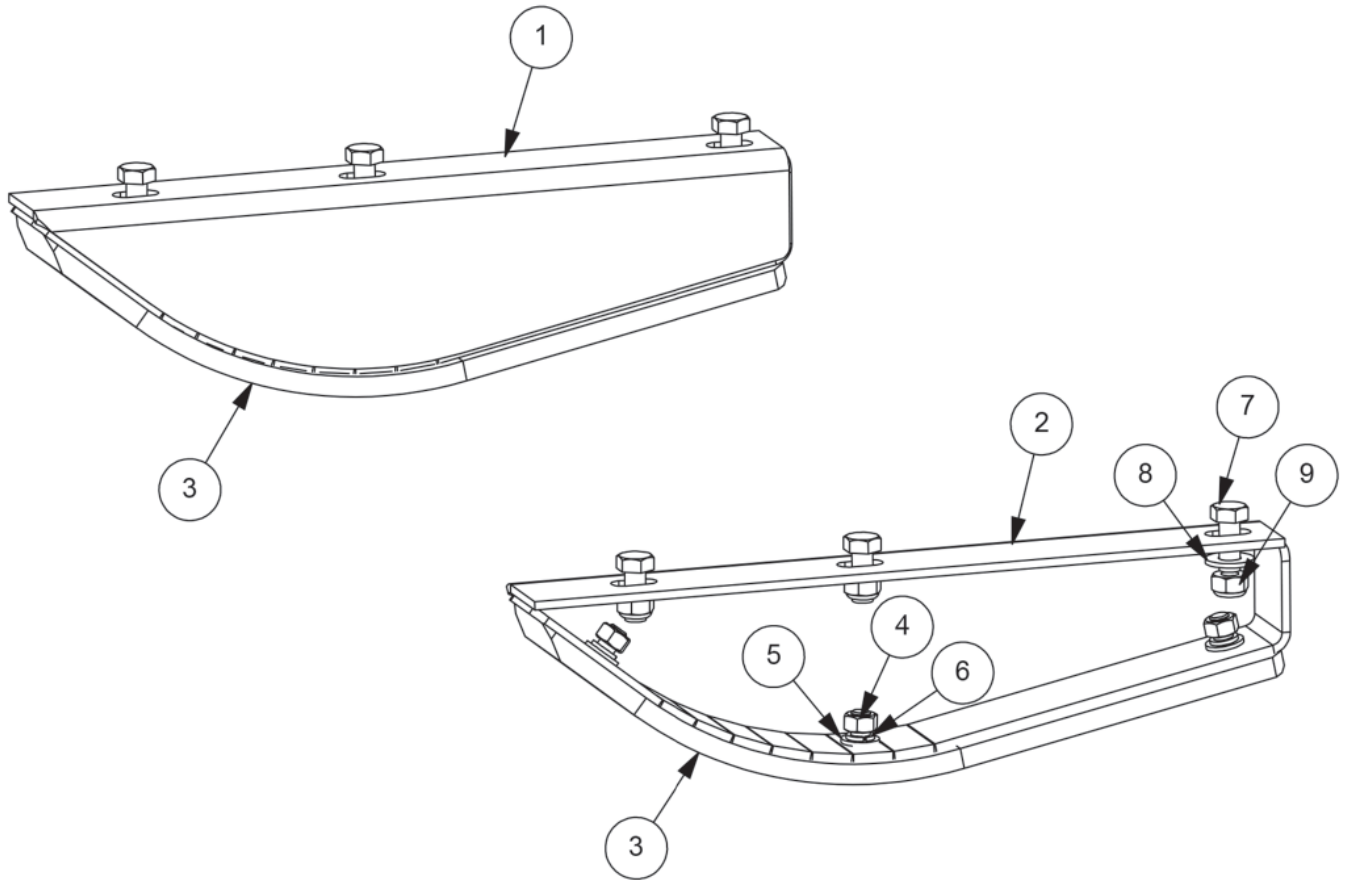
Item No.	Part No.	Description	Qty.
1	7190261	Housing Bearing	2
2	9100024	Nut	6
3	9200031	Capscrew M16 - 1.5 x 60 Grade 8.8	6
4	0901121	Grease Nipple, 1/8 BSP-Straight	2
5	0901125	Grease Fitting 1/8 BSP x 45 Deg	2
6	9300144	Capscrew, Wedglok	4
7	7190292	Plate, Cover	1
8	9100205	Lockwasher 10mm Dia. BZP	4
9	9313045	Capscrew M10-P1.5 x 20mm	4
10	0600018	Bearing 55 x 120 x 29mm 1R.15	2
11	22269.02	Drive Hub Quad Drive	1
12	7190022	120 Internal Circlip D1300-12	1
13	8121043	Spacer, Thin- Ref. 96-033	5
14	8121044	Spacer Thick	5

MOTOR COVER - MULTICUT



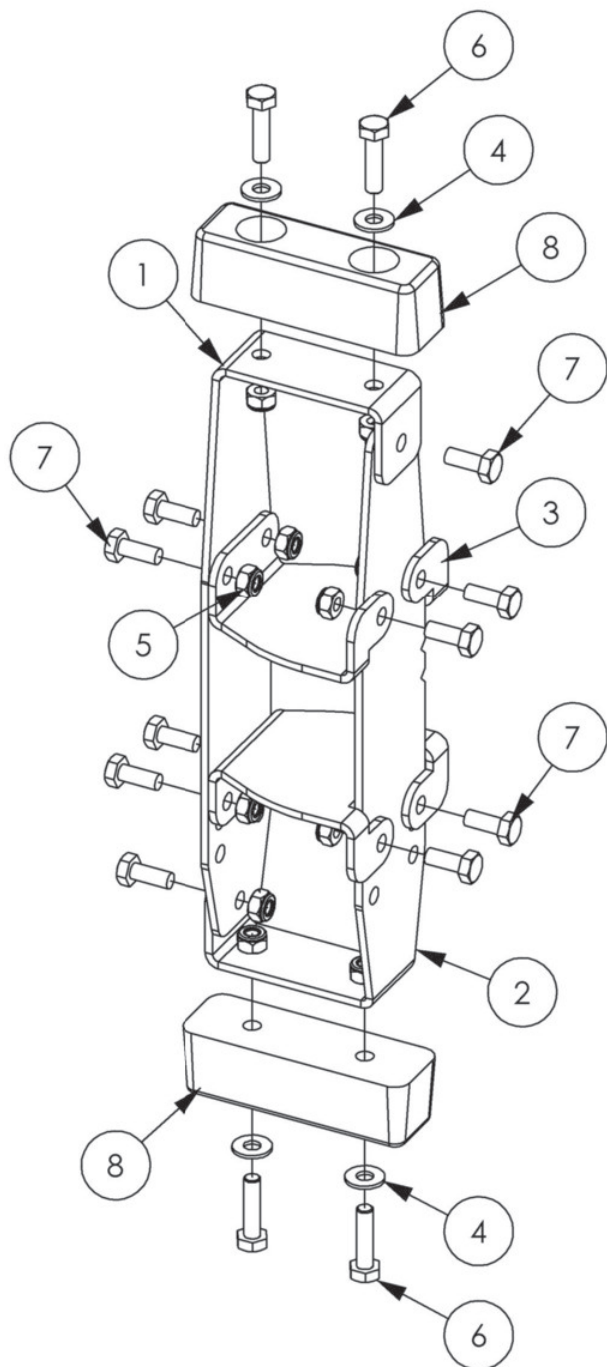
Item No.	Part No.	Description	Qty.
1	42282.04	Motor Cover RH	1
2	30.073.25	Capscrew M16 - 1.5P x 40 Lg	4
3	9100024	Locknut, Flanged M16-1.5P	5
4	9200034	Capscrew M16 - 1.5P x 180 Lg	1

SKID KIT - MULTICUT (OPTIONAL)



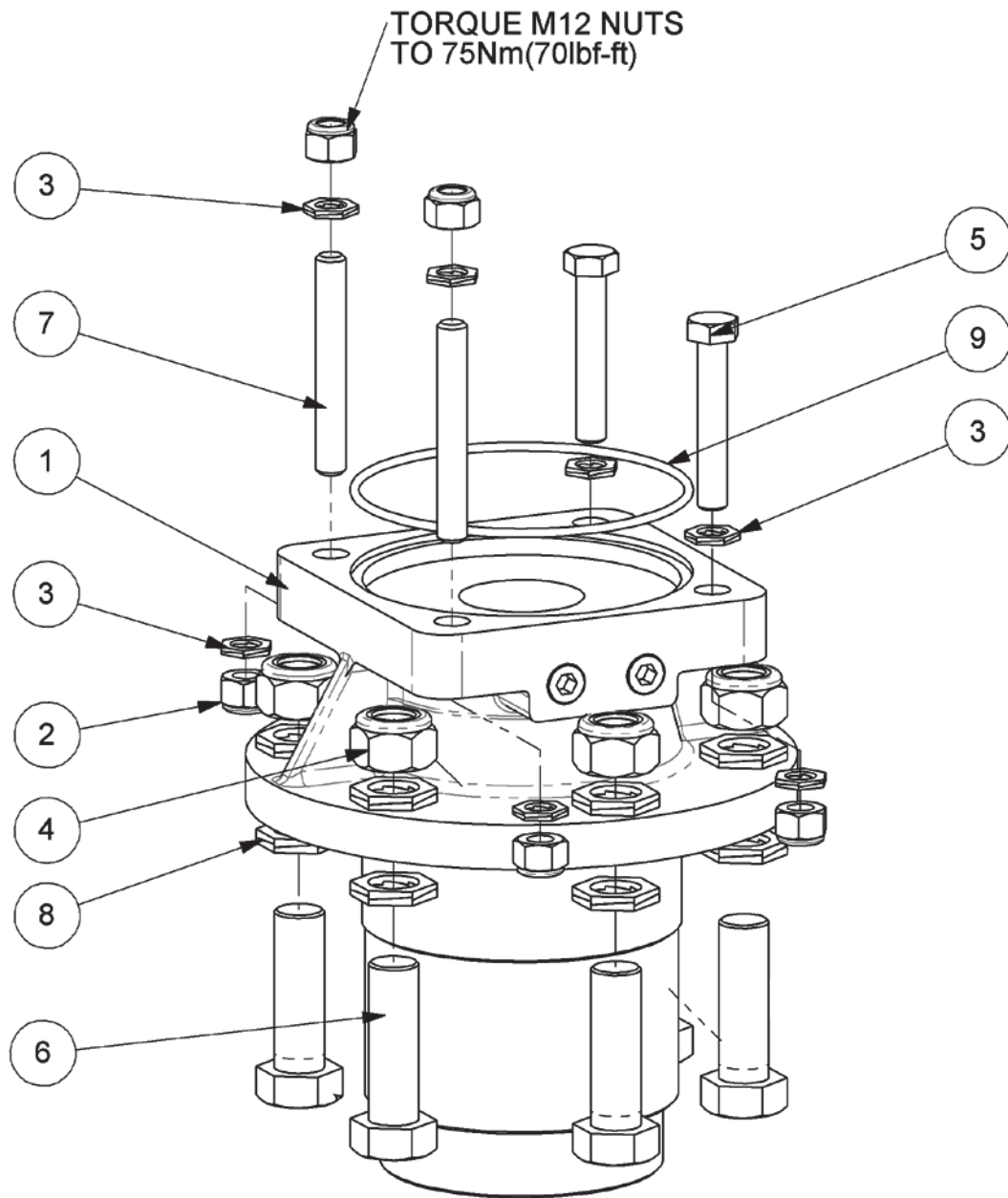
Item No.	Part No.	Description	Qty.
1	7290389	Skid RH	1
2	7290390	Skid LH	1
3	7290391	Wear Strip	2
4	6012034	Bolt, Tine 7/16 UNC x 1-3/8	6
5	0100104	Washer	6
6	15819	Lockwasher, 7/16 CP	6
7	44394BH	HHCS M12 x 1.75 X 30 G8.8 ZP	6
8	9100106	Washer, 12m Form A. BZP	6
9	9163006	NYLOC NUT, M12	6

STOP MODULE ASSY. - ROTARY HEAD



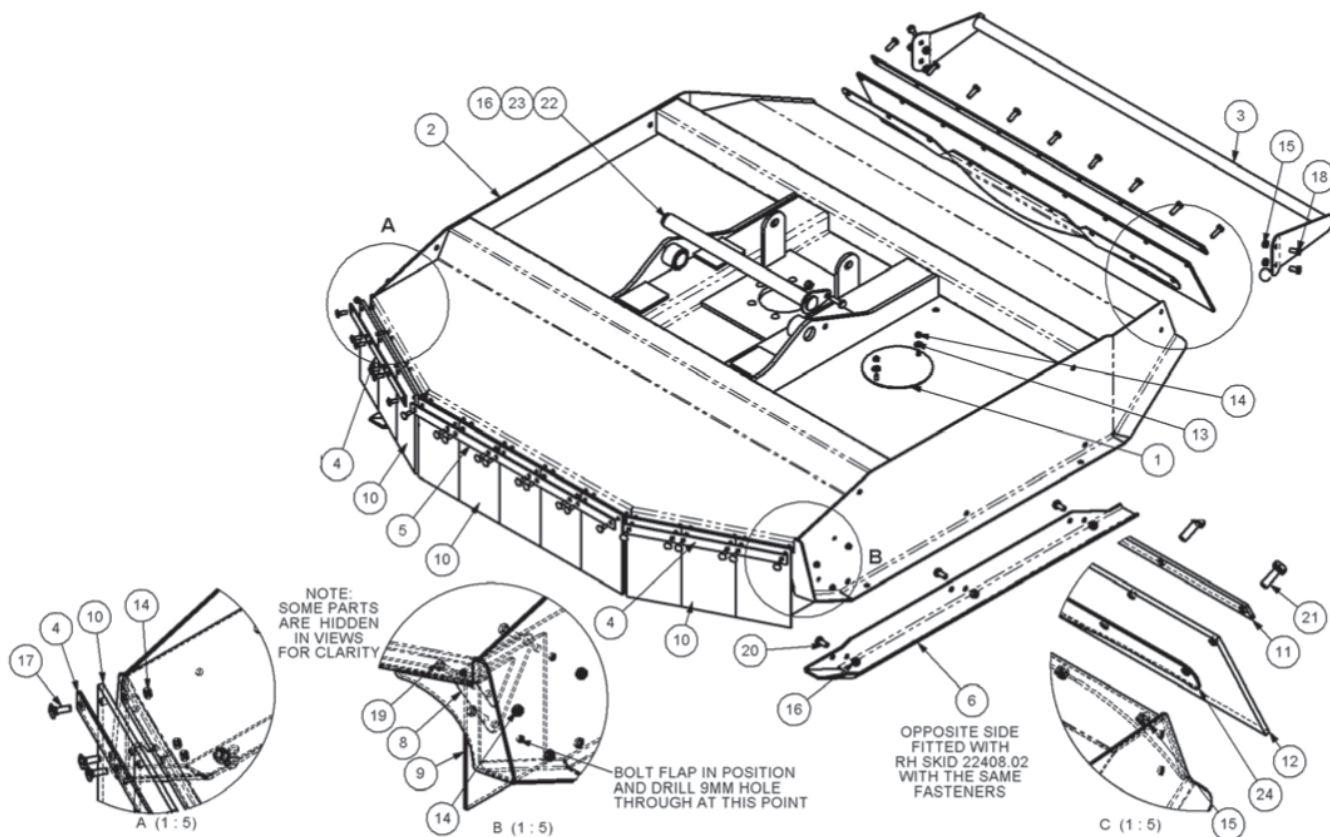
Item No.	Part No.	Description	Qty.
	1039720	Stop Module Assembly	1
1	22425.01	Stop Pressing	1
2	22425.02	Stop Pressing	1
3	22426.01	Stop Mtg Pressing	2
4	9100105	Washer	4
5	9163005	Nut	14
6	9213085	Bolt	4
7	9313055	Screw	10
8	T7879	Buffer	2

BEARING UNIT MODULE - ROTARY HEAD



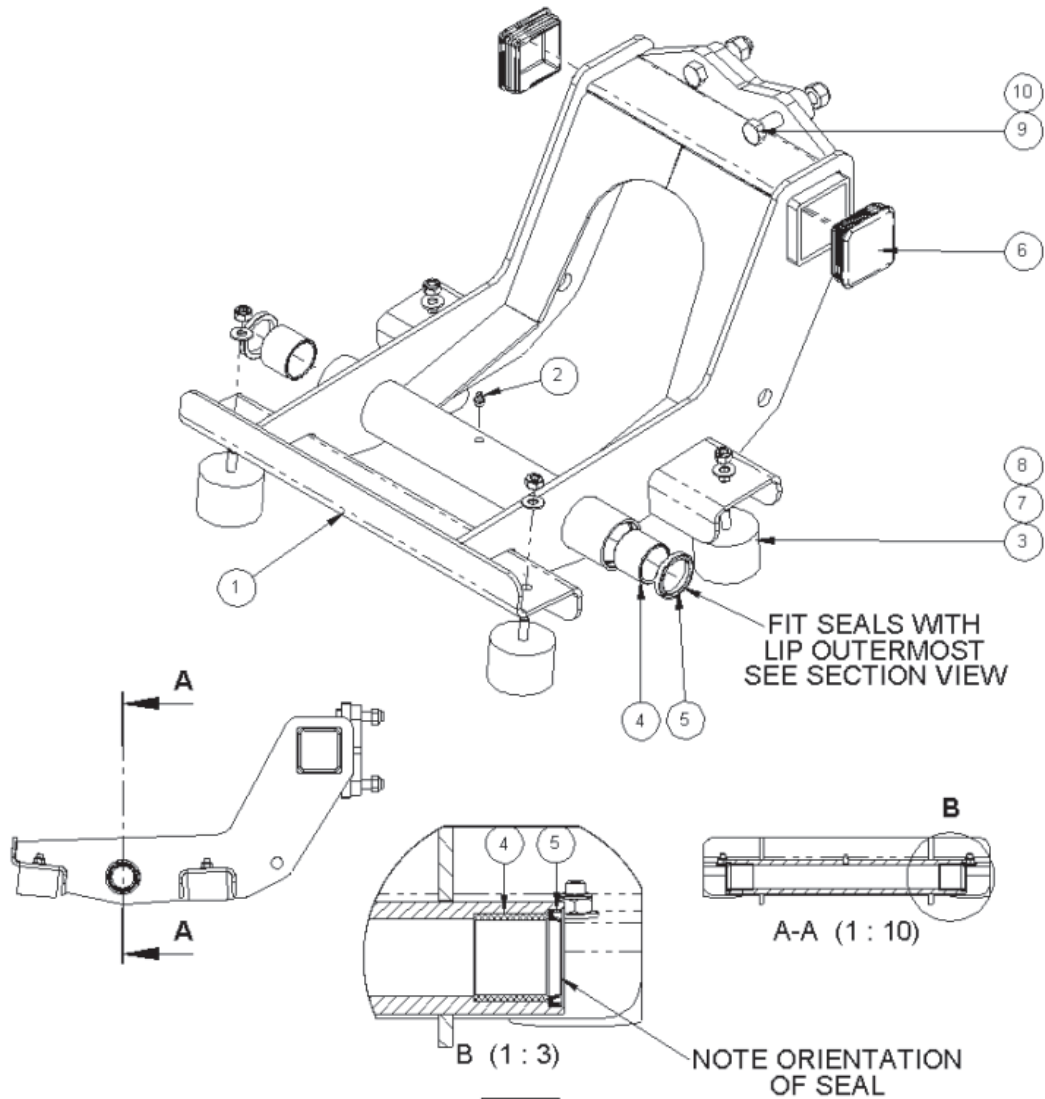
Item No.	Part No.	Description	Qty.
	1039729	Bearing Unit Assembly	1
1	02960553BL	Spindle Assy	1
2	T8095	Nut	6
3	9100506	Washer	8
4	9100033	Nut	6
5	T2703	Bolt	2
6	9200071	Bolt	6
7	23016.01	Stud	2
8	9100508	Washer	12
9	8600329	"O" Ring	1

CASING MODULE - ROTARY HEAD



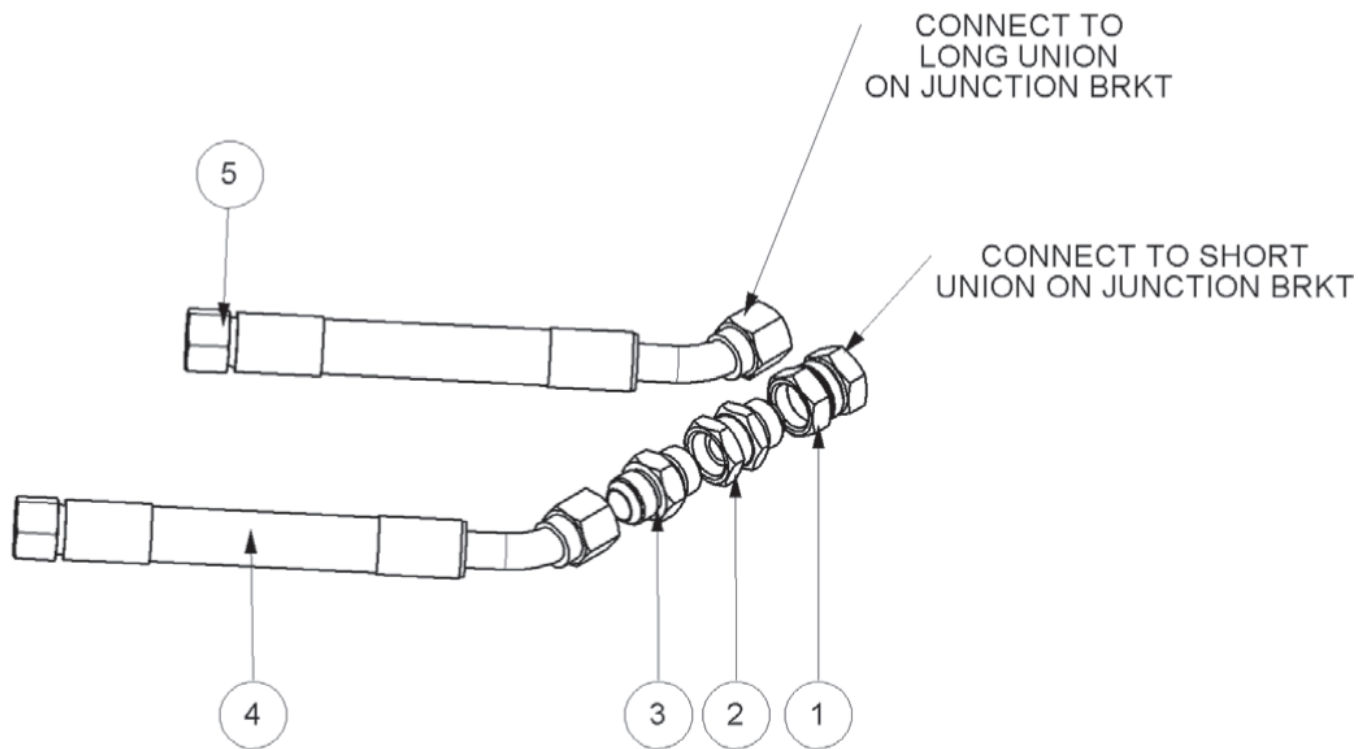
Item No.	Part No.	Description	Qty.
	1039735	Casing Module Assembly	1
1	21833.01	Cover	1
2	22405.03	Casing W/Assy	1
3	22406.01	Guard Bar W.A.	1
4	22407.01	Clamp Strip	2
5	22407.02	Clamp Strip	1
6	22408.01	Skid -LH	1
7	22408.02	Skid -RH	1
8	22409.01	Clamp Plate	2
9	41296.02	Flap	2
10	7190035	Flap	11
11	7290347	Clamp Strip	1
12	7290348	Flap	1
13	9100104	Washer	2
14	9163004	Nut	30
15	9163005	Nut	13
16	9163006	Nut	7
17	9293054	Bolt	22
18	9313045	Screw	4
19	9313054	Screw	6
20	9313056	Screw	6
21	9313065	Screw	9
22	22421.01	Pin	1
23	9313076	Screw	1
24	23390.01	Pressing	1

BRACKET MODULE - ROTARY HEAD



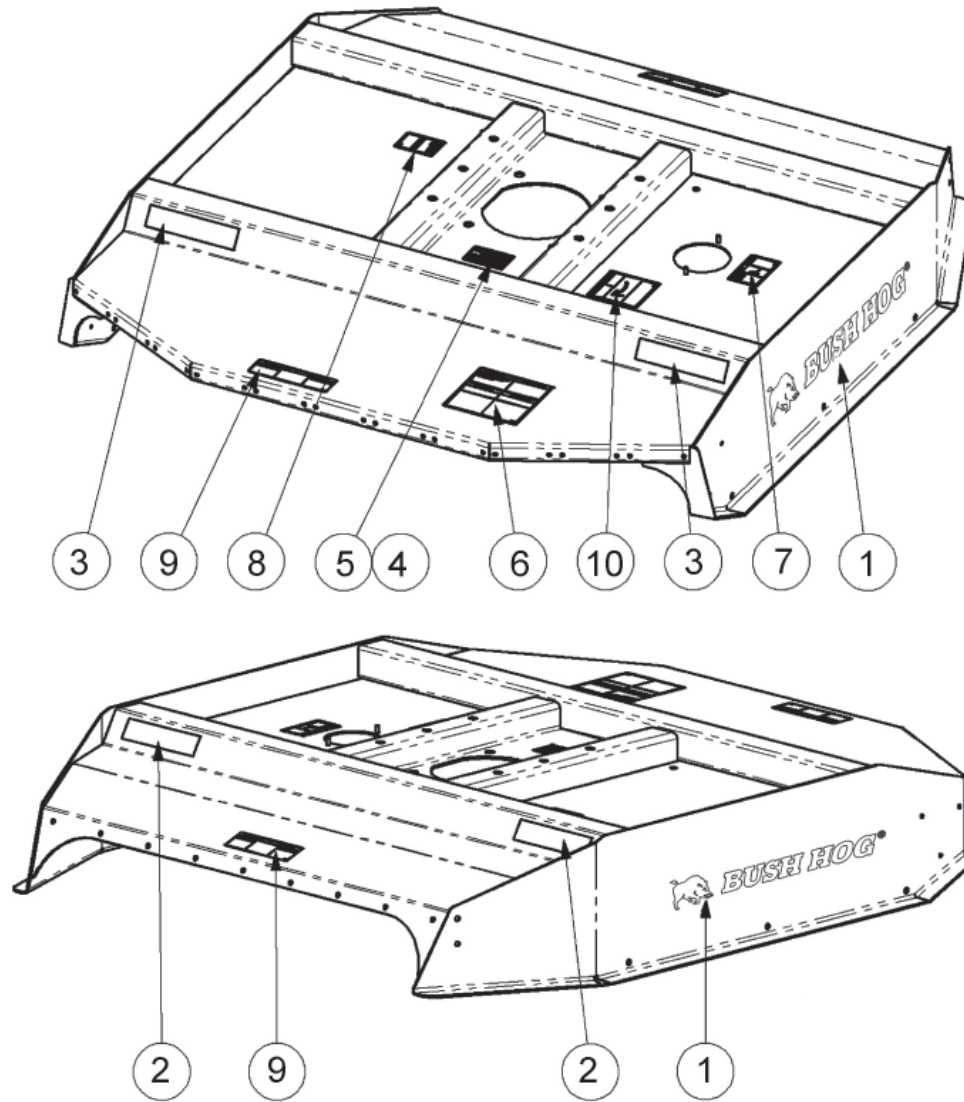
Item No.	Part No.	Description	Qty.
	1039736	Bracket Module Assembly	1
1	22386.08	Pivoting W/Assy	1
2	0901121	Greaser	1
3	1337114	Buffer	4
4	21385.01	Bush	2
5	8629219	Seal	2
6	41580.01	Plug	2
7	9100105	Washer	4
8	9163005	Nut	4
9	12.714.75	Bolt	4
10	T7942	Nut	4

HYDRAULICS MODULE - ROTARY HEAD



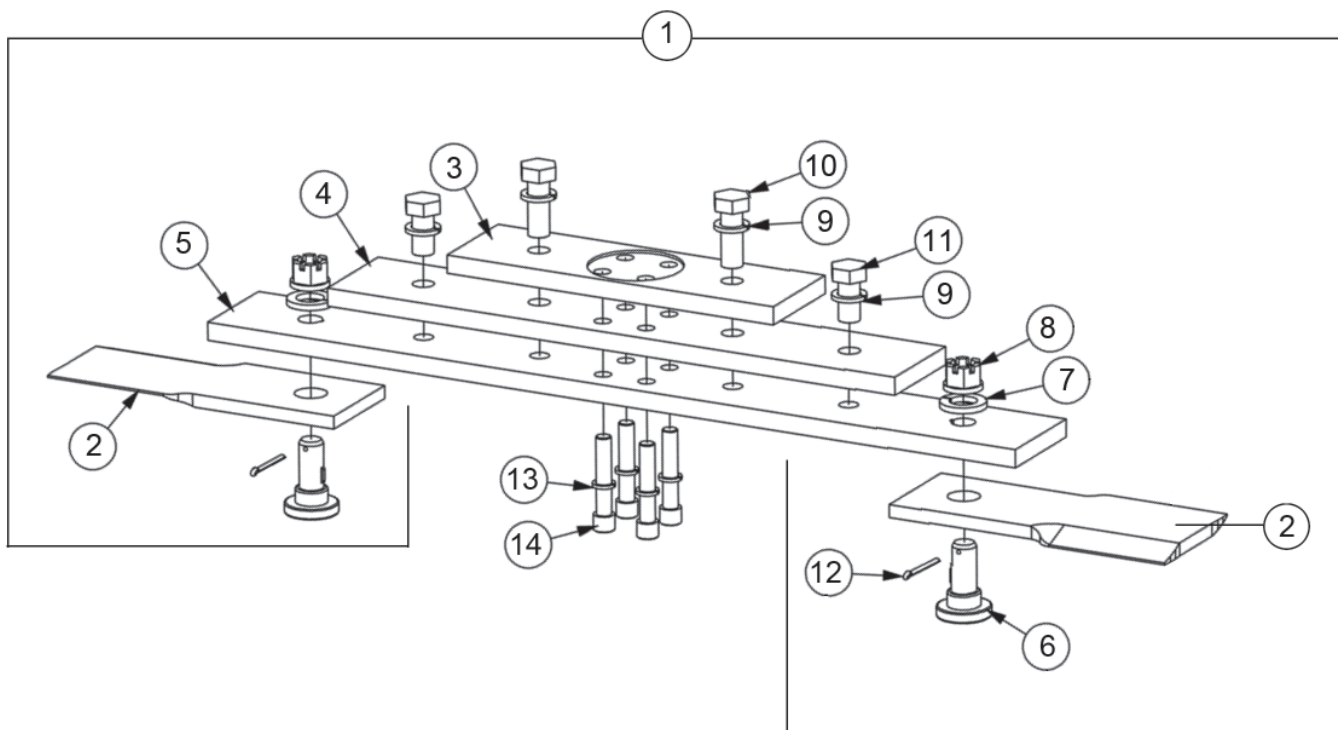
Item No.	Part No.	Description	Qty.
	1039740	Hydraulic Module Assembly	1
1	8581595	Adaptor	1
2	8581233	Adaptor	1
3	8581256	Adaptor	1
4	41677.13	Hose	1
5	41677.14	Hose	1

DECAL KIT - ROTARY HEAD



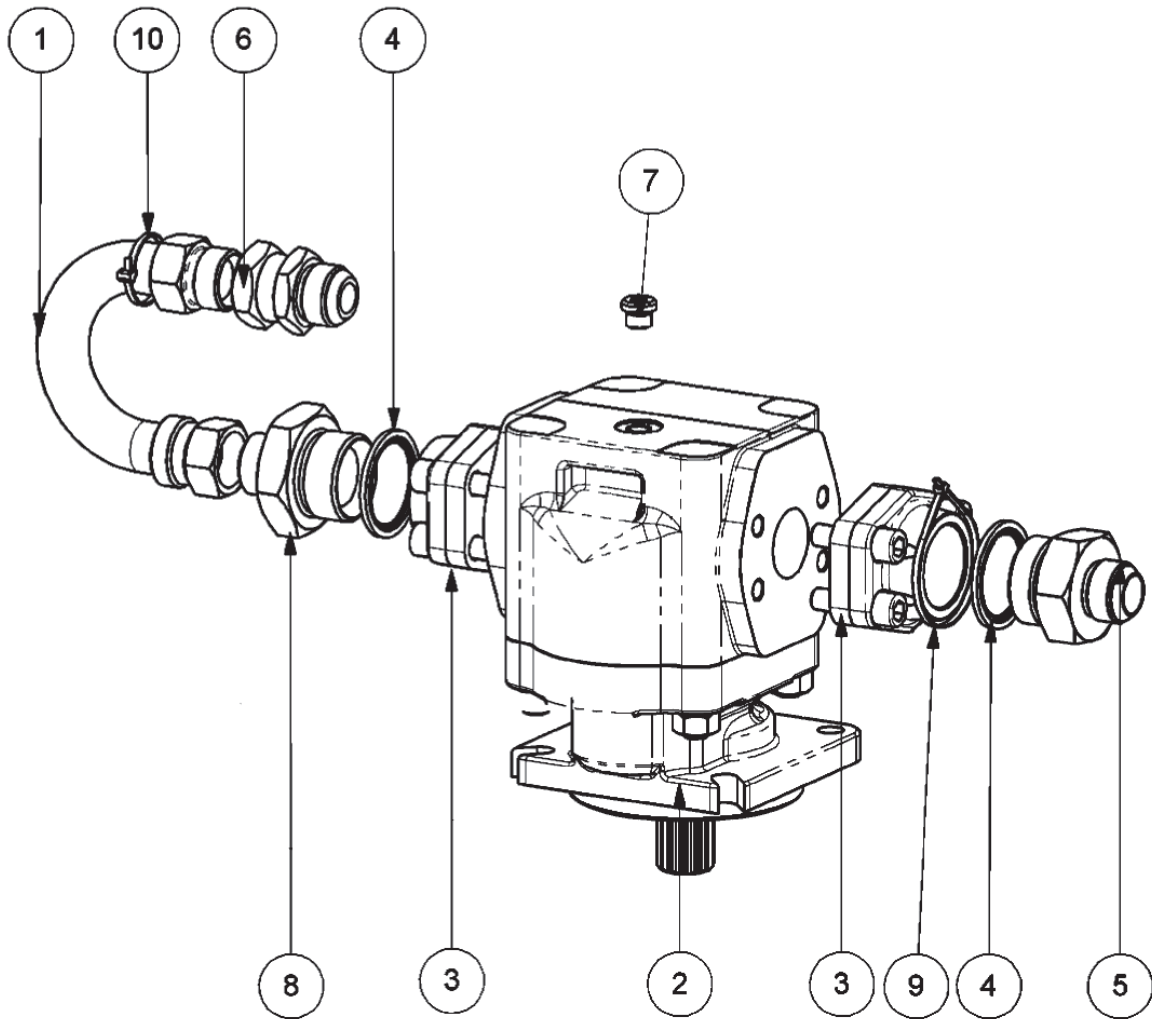
Item No.	Part No.	Description	Qty.
	1039757	Decal Kit	1
1	50083388	Decal Bush Hog Logo	2
2	1458392	Decal Red Reflector	2
3	1458393	Decal Amber Reflector	2
4	-----	Rivet	4
5	-----	Serial No Plate	1
6	D559	Decal	1
7	D1008	Decal	1
8	D621	Decal	1
9	D626	Decal	2
10	D619	Decal	1

BLADE BAR ASSEMBLY - ROTARY HEAD



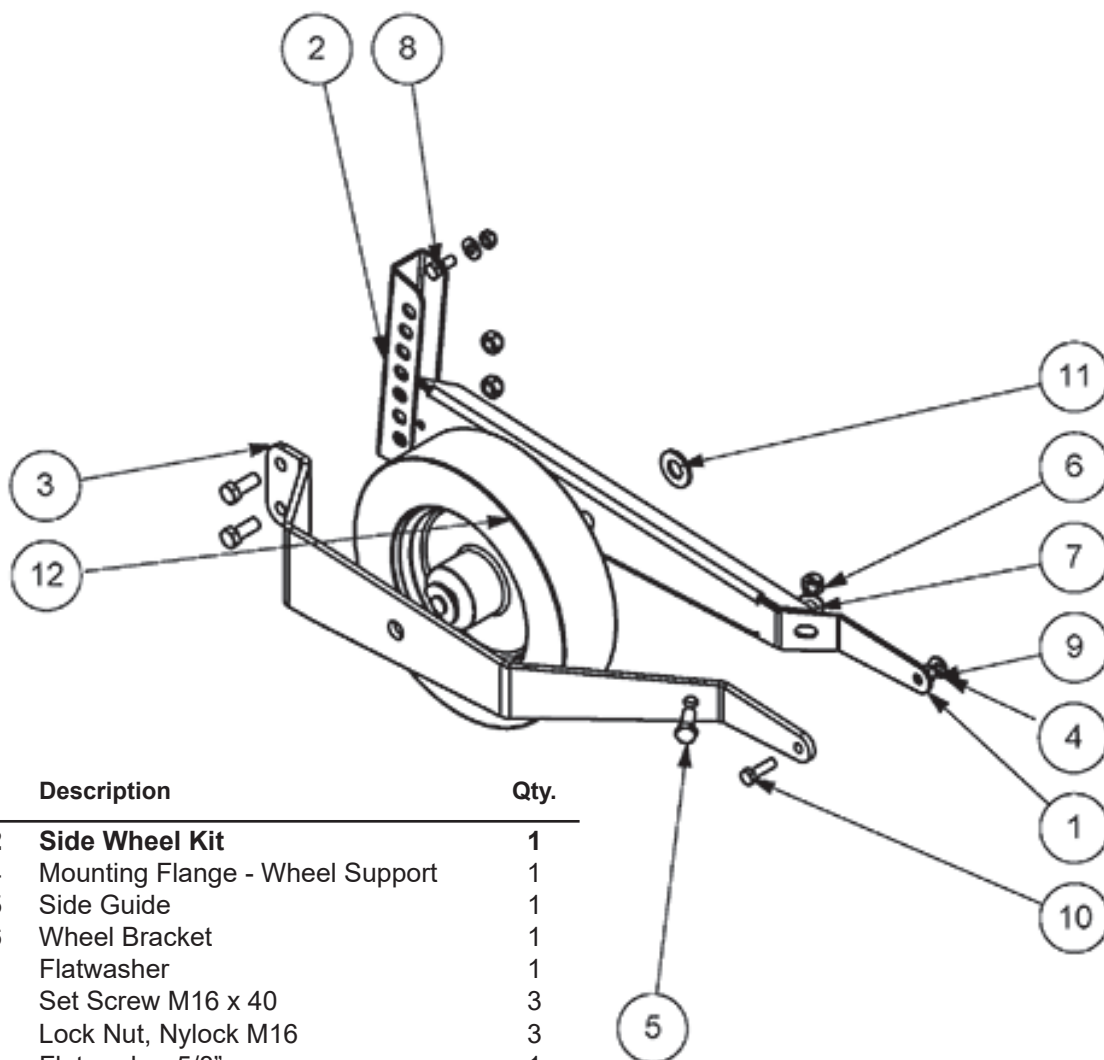
Item No.	Part No.	Description	Qty.
	1039770	Blade Bar Assy. Complete	1
1	02782300	Blade Bar Assy.	1
2	02761500	Blade Set w/Roll Pins	1
3	02781600	Top Blade Bar Leaf	1
4	02781700	Middle Blade Bar Leaf	1
5	02781800	Bottom Blade Bar Leaf	1
6	02782900	Blade Bolt	2
7	02957089	Lockwasher	2
8	00020900	Nut	2
9	-----	Lockwasher 1"	4
10	-----	Bolt 1" x 2-3/4" Gr.8	2
11	-----	Bolt 1" x 2" Gr.8	2
12	00023200	Roll Pin 3/16" x 1-3/4"	2
13	B001020	Washer, Nordlock NL20	4
14	02782000	Capscrew 3/4" x 3-3/4"	4

MOTOR MODULE - ROTARY HEAD



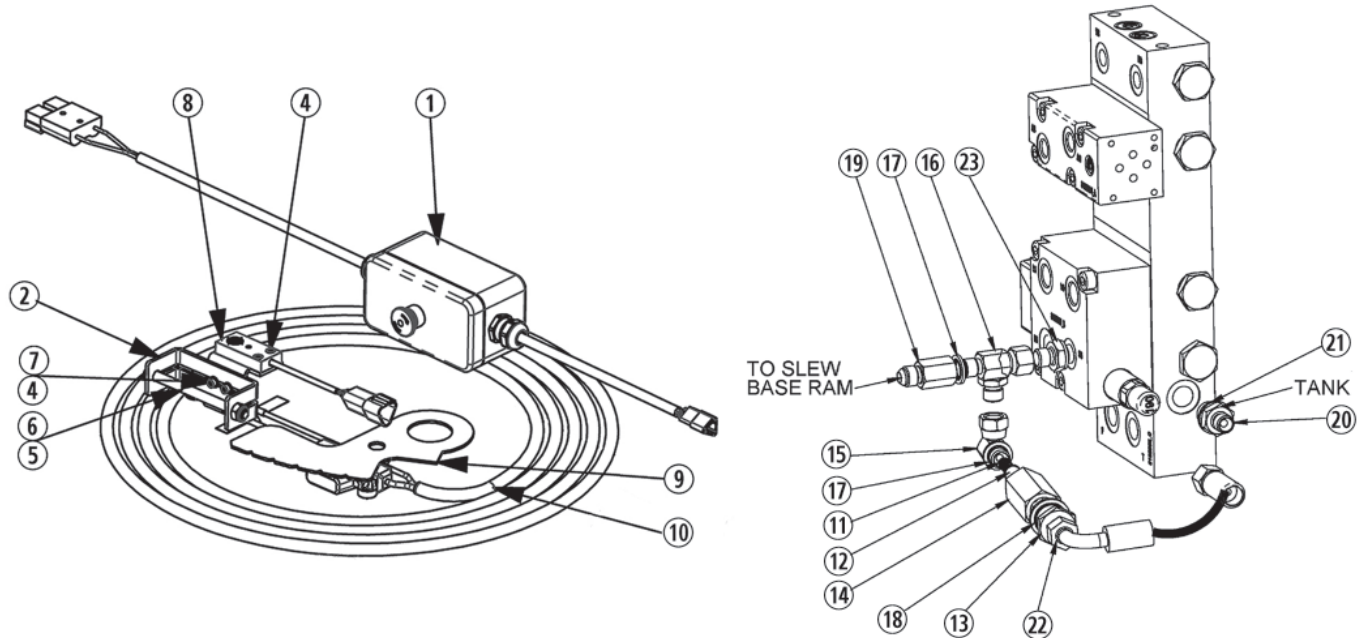
Item No.	Part No.	Description	Qty.
	-----	Motor Module (1039771S)	1
1	46043.01	Pipe	1
2	8301334	Motor 80CC SAE C4 Bolt 14T	1
3	8581635	Flange SAE 1-1/2" 35.7 x 69.9	2
4	8650224	Seal, Bonded 1.5 BSP	2
5	08.955.35	Adaptor 1-1/2" BSPM x 1-5/16" JICM	1
6	8581233	Adaptor, Swivel 1"BSPF x 1-5/16" JICF	1
7	8581583	1/4" Sckt. Hd Plug	1
8	8581291	Adaptor, 1" x 1-1/2" BSP	1
9	-----	Plastic Tie Red	1
10	22941.02	Blue Cable Tie 150mm	1

ROTARY HEAD - SIDE WHEEL



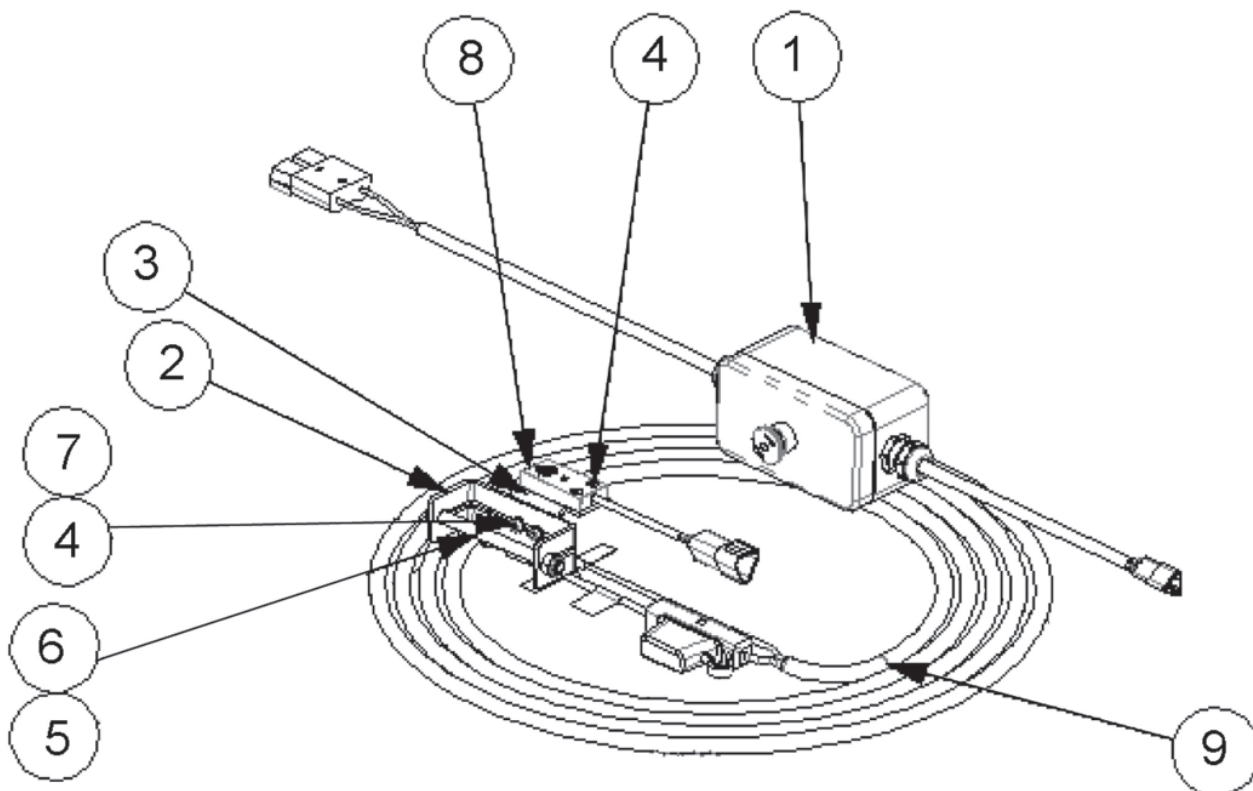
Item No.	Part No.	Description	Qty.
	21604.02	Side Wheel Kit	1
1	21600.04	Mounting Flange - Wheel Support	1
2	21600.05	Side Guide	1
3	21600.06	Wheel Bracket	1
4	-----	Flatwasher	1
5	9313087	Set Screw M16 x 40	3
6	9163007	Lock Nut, Nylock M16	3
7	-----	Flatwasher 5/8"	1
8	9313066	Set Screw M12 x 30	2
9	9163006	Lock Nut, Nylock M12	3
10	9313086	Set Screw M12 x 40	1
11	9100109	Flatwasher M24	1
12	1047262	Wheel / Hub Assy.	1
		Parts for Wheel / Hub listed Below	
	1020532	Segmented Tire & Wheel	1
	1020533	Hub Assy.	1
	1020540	Hub Casting	1
	1020541	Tapered Bearing	2
	1020542	Lug Bolt	4
	9313056	Hex Hd. Bolt M12 x 25	4
	1020543	Step Bushing	2
	-----	Dust Cap	2
	1020545	Oil Seal	2
	1020549	Spindle Bolt	1
	1020547	Spindle Nut	1
	43297.82	Cotter Pin	1
	1020548	Grease Nipple	1
	-----	Flatwasher	1

BUZZER CONTROL KIT - ROTARY HEAD EFFECTIVE ON SERIAL NUMBERED HEADS BEYOND (AND NOT INCLUDING M1745799) (OLD STYLE)



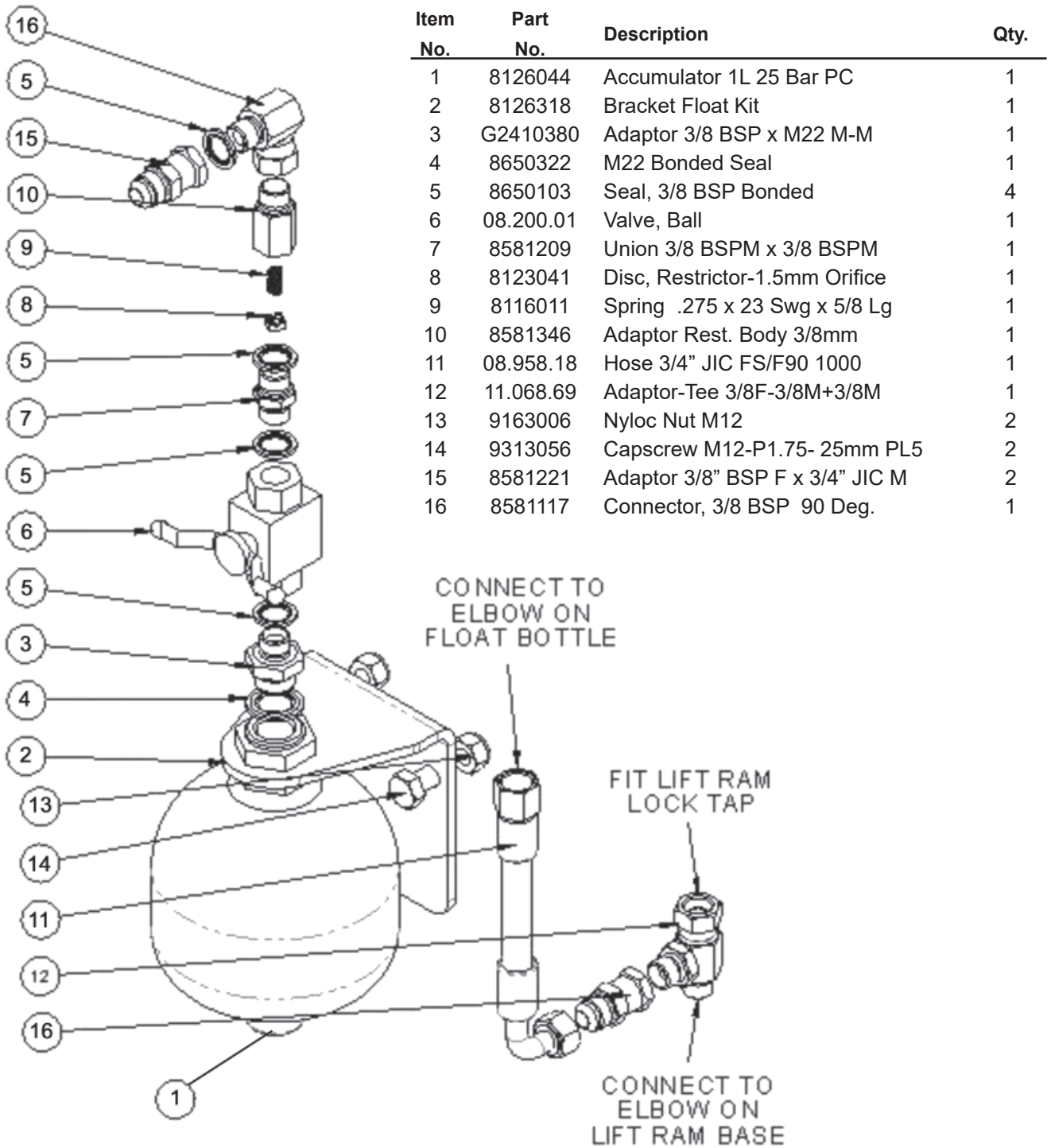
Item No.	Part No.	Description	Qty.
	8402928	Buzzer Control Kit	1
1	8402443	Buzzer Box	1
2	45425.14	Clamp, Pressing	1
3	45425.15	Sensor, Pressing	1
4	9343021	Capscrew M4 x 12	4
5	9213204	Bolt M8 x 100	1
6	9163004	Locknut, Nyloc M8	1
7	9100101	Flatwasher M4	2
8	8402445	Proximity Switch Connector	1
9	45425.13	Sensor Plate	1
10	8402237	Loom, Power Supply	1
11	8116011	Spring, .275" OD x 58" Long	1
12	8130029	Relief Valve	1
13	8130083	Body, Adaptor Relief	1
14	8130156	Housing, Relief Valve	1
15	8581190	Elbow 90° x 1/4" BSP	1
16	8581254	TEE, Adaptor 1/4" BSP	1
17	8650102	Seal, Bonded 1/4" BSP	3
18	8650104	Seal, Bonded 1/2" BSP	1
19	8581341	Adaptor 1/4" BSP F x 9/16" JIC M	1
20	8581115	Adaptor 3/8" x 1/4" BSP M	1
21	8650103	Seal, Bonded 3/8" BSP	1
22	10.002.08	1/4" BSP FS / F90 400	1
23	05.129.01	Adaptor 1/4" BSP MM	1

BUZZER CONTROL KIT - ROTARY HEAD (NEW STYLE)

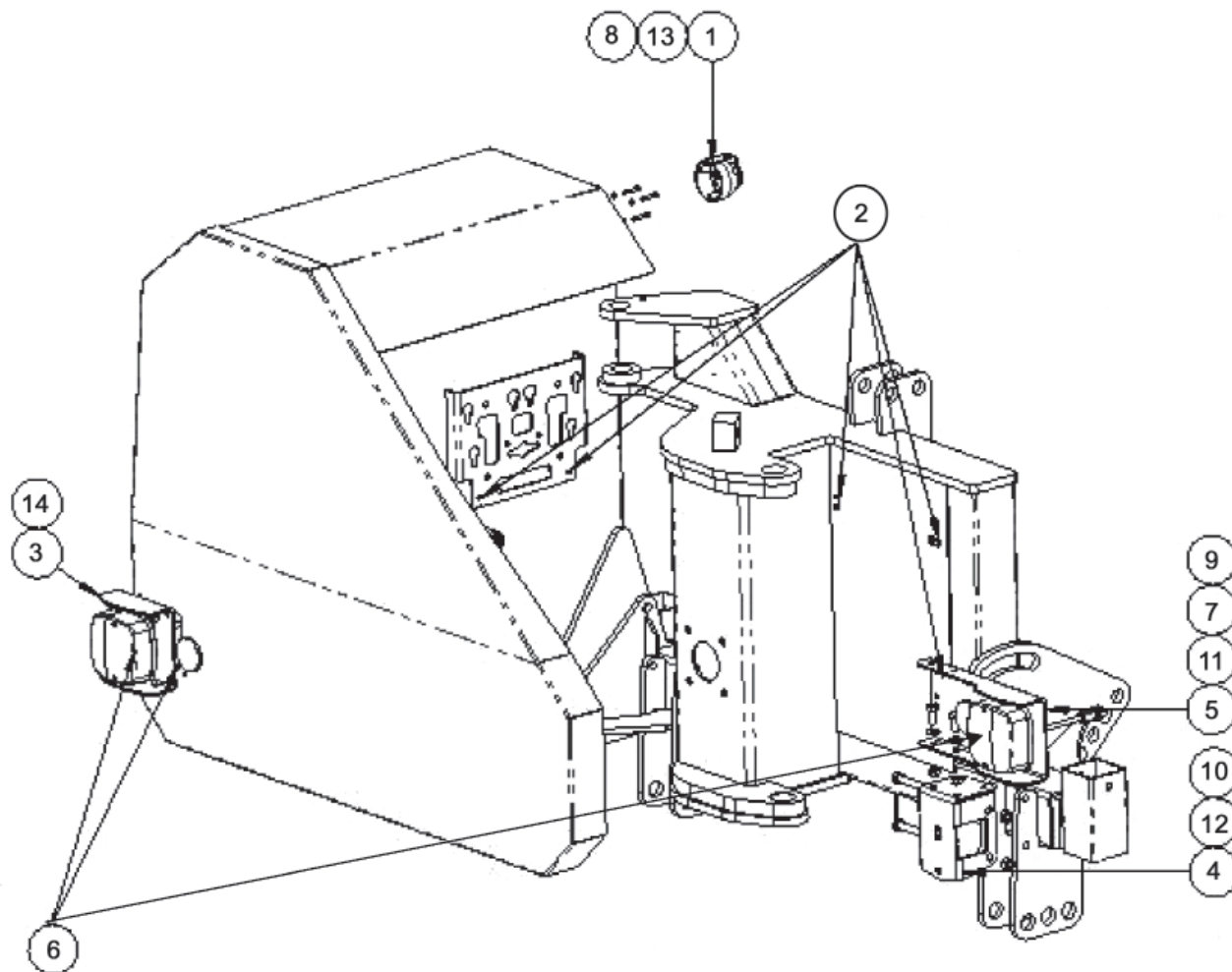


Item No.	Part No.	Description	Qty.
	8402931	Buzzer Control Kit	1
1	8402443	Buzzer Box	1
2	45425.14	Clamp Pressing	1
3	45425.15	Sensor Pressing	1
4	9343021	Capscrew, M4 x 12	4
5	9213204	Bolt, M8 x 100	1
6	9163004	Nyloc Nut, M8	1
7	9100101	Flatwasher, M4	2
8	8402445	Proximity Mainframe Switch DT Connect	1
9	8402237	Loom Power Supply	1

LIFT FLOAT KIT (OPTIONAL)

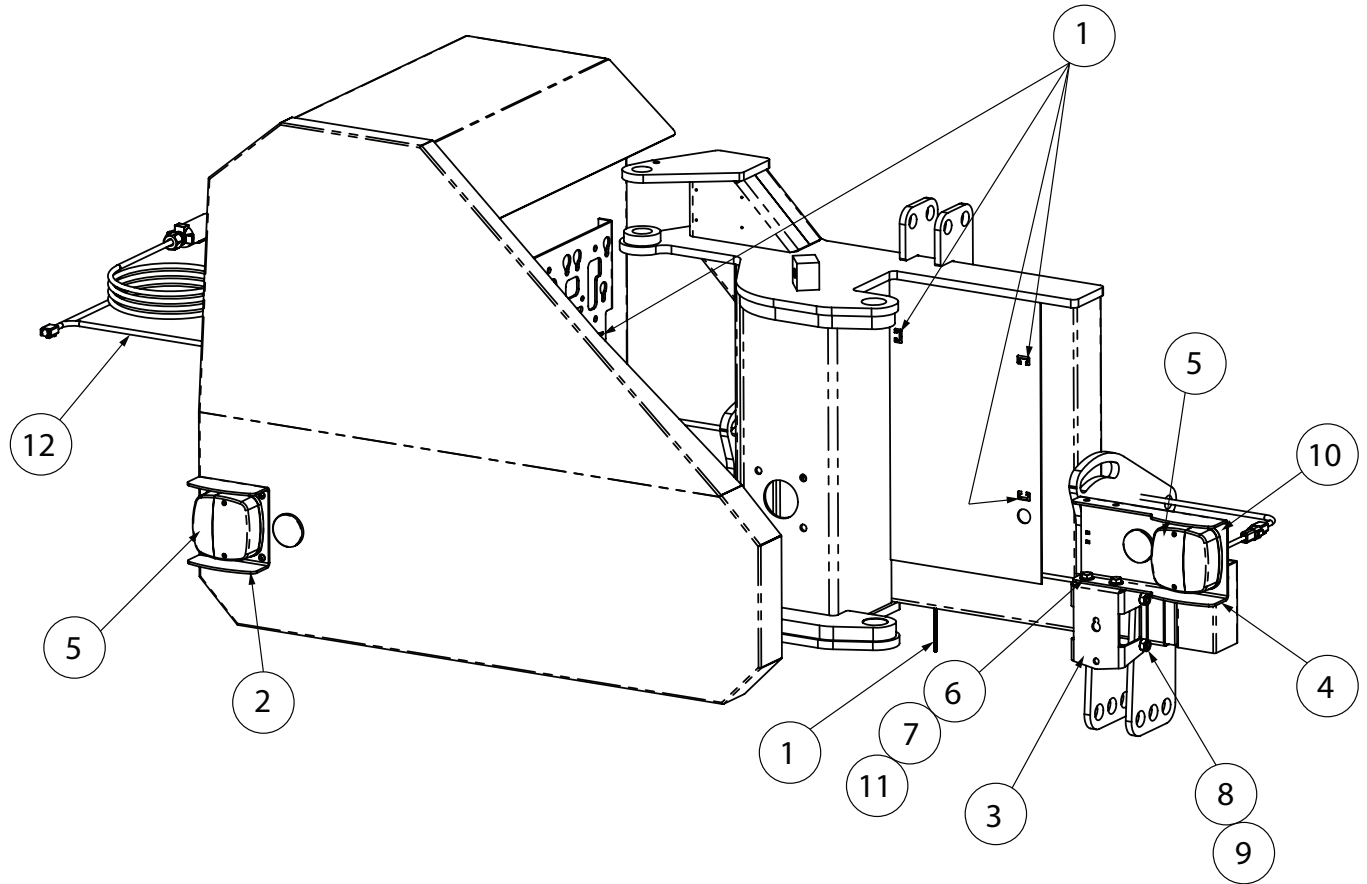


LIGHT KIT (Optional for RMB1865 & RMB1865E Only)



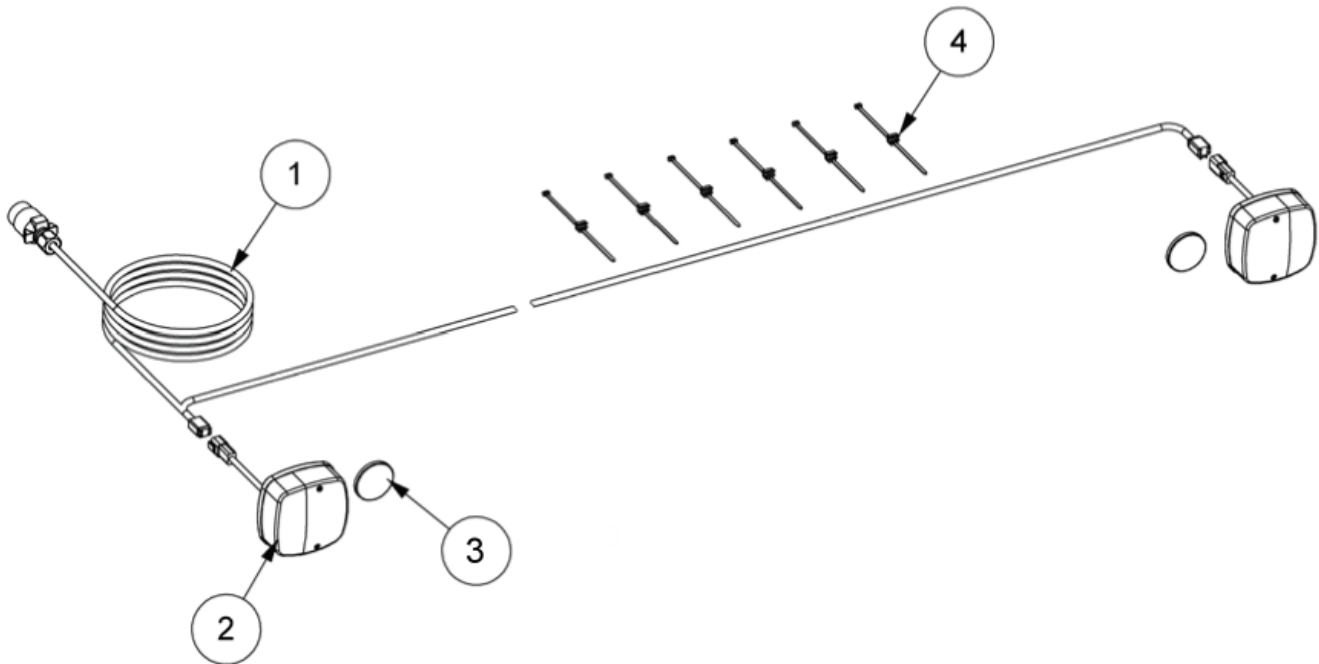
Item No.	Part No.	Description	Qty.
1	21678.07	7 Pin Socket Plastic 12V	1
2	22342.01	Cable Tie-4.8 Wide x 120 Lg	12
3	22484.02	Light Guard & Mtg - Rear Cover	1
4	22487.01	Light Mounting Bracket	1
5	22488.01	NS Light Guard & Mounting	1
6	45900.07	Lighting Kit	1
7	9100105	Flatwasher, 10.5 x 23.5 x 2.0	2
8	05.287.09	Nyloc Nut M5	3
9	9163005	Nyloc Nut M10	2
10	9163006	Nyloc Nut M12	2
11	9313055	Capscrew M10-P1.50- 25mm 5	2
12	9213246	Capscrew M12 x 120	2
13	9243062	Capscrew M5 x 30 Socket	3
14	9300164	M6 x 12 Taptite	4

LIGHT KIT (Optional for RMB1865-1 & RMB1865E-1 Only)



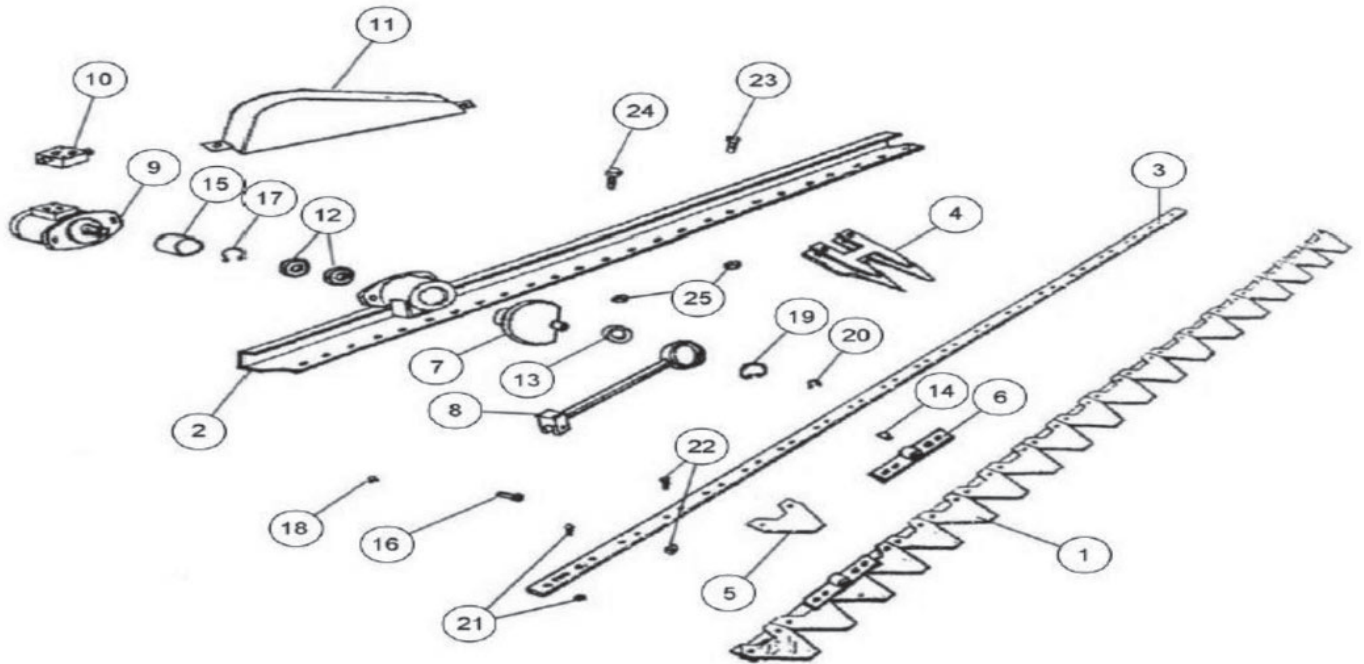
Item No.	Part No.	Description	Qty.
1	22342.01	Cable Tie - 4.8 Wide x 120 Lg	12
2	22484.02R	Light Guard & Mtg, BH Red	1
3	22487.01R	Light Mounting Bracket, BH Red	1
4	22488.01R	NS Light Guard & Mounting, BH Red	1
5	45900.12	Lighting Kit Less Loom	1
6	9100105	Flatwasher, M10	2
7	9163005	Nyloc Nut M10	2
8	9163006	Nyloc Nut M12	2
9	9213246	Bolt, M12 x 120	2
10	9300164	M6 x 12 Taptite	4
11	9313055	Capscrew M10-P1.50- 25mm 5	2
12	45656.17	Lighting Loom Use 7 Pin Plug	1

LIGHT KIT SERVICE PARTS (Standard for RMB1865-1 & RMB1865E-1)



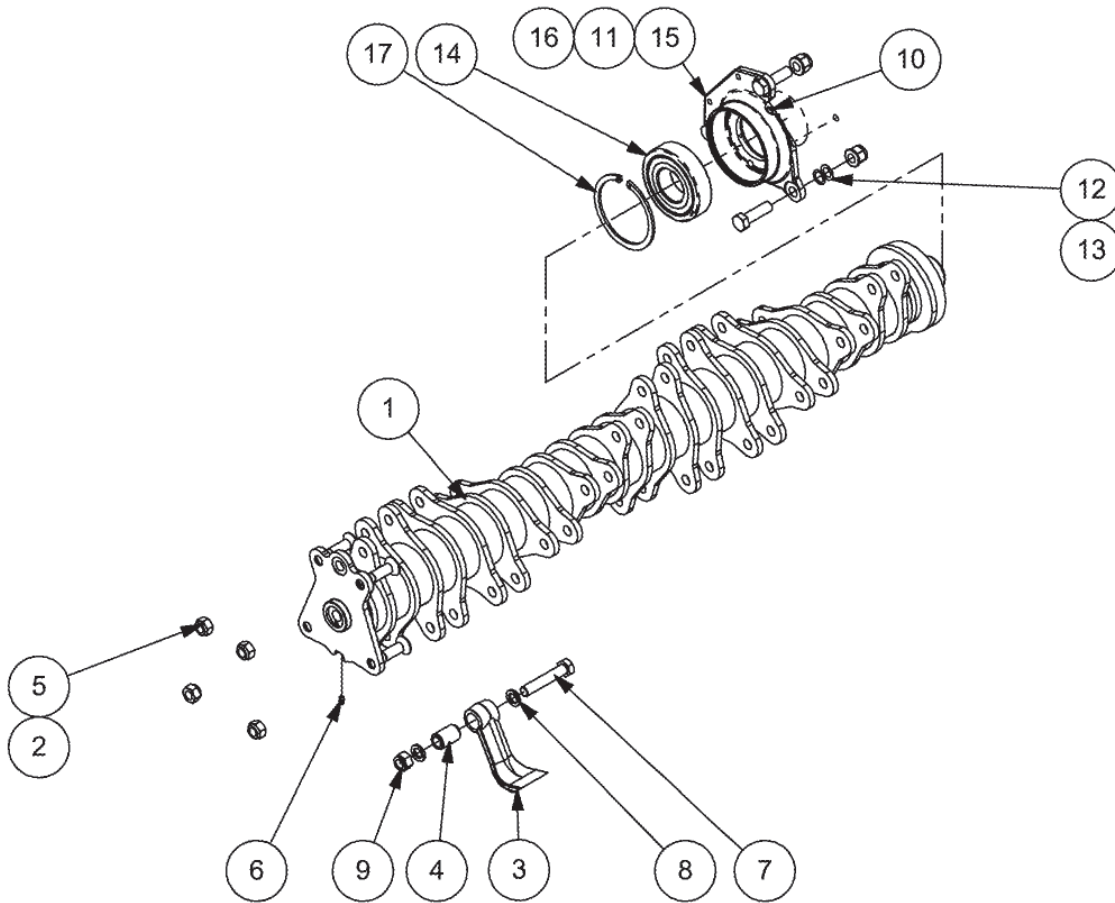
Item No.	Part No.	Description	Qty.
	45900.07	Lighting Kit with Loom	1
	45900.12	Lighting Kit without Loom (Item 1)	1
1	45656.08	Loom Assy	1
2	45642.02	Lamp Assy.	2
3	45671.01	Reflector	2
4	21150.01	Cable Ties	6

CUTTER BAR RH



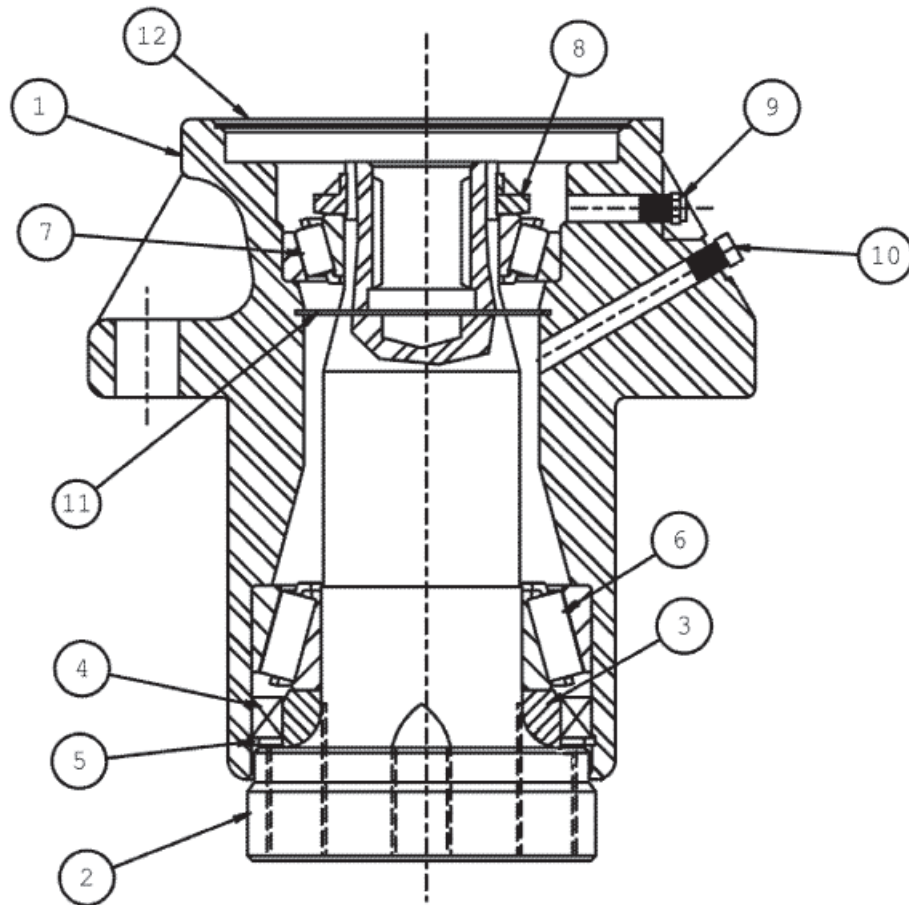
Item No.	Part No.	Description	Qty.
	42018.05	Cutter Bar RH	1
1	42018.34	Cutter Bar	1
2	42018.14	Cutterbar Blade 1480 From 42018.01	1
	42018.29	Cutterbar Blade 1480 From 42018.05	1
3	42018.28	Backing Bar	1
4	42018.26	Finger From 42018.01	10
5	42018.27	Knife Section	19
6	42018.32	Bracket	1
7	42018.16	Flywheel	1
8	42018.18	Conrod	1
9	42018.10	Motor	1
10	42018.35	Distribution Block	1
11	42018.36	Guard	1
12	42018.13	Bearing	2
13	42018.17	Bearing	1
14	42018.33	Bush	1
15	42018.11	Spacer	1
16	42018.19	Pin	1
17	42018.12	Circlip	1
18	42018.20	Circlip	1
19	42018.21	Circlip	1
20	42018.22	Circlip	1
21	42018.30	Nut & Bolt Assy	35
22	42018.31	Nut & Bolt Assy	4
23	05.264.13	Setscrew M10 x 30mm Plated	20
24	05.264.15	Setscrew M10 x 40mm Plated	2
25	05.286.02	Nut	20

1.2M QUAD ROTOR KIT F10C (OPTIONAL)



Item No.	Part No.	Description	Qty.
	23008.16	1.2M Quad Rotor Kit F10C	1
1	-----	Rotor 1.2m Quad Drive	1
2	-----	M16 x 45 Skt. Csk. Screw BZP	4
3	7390276	Single Edge Flail	24
4	7314223	Flail Pivot Bush	24
5	9163007	M16 Nyloc Nut	4
6	0901161	M16 x 1 Straight Grease Nipple	1
7	7314201	5/8 " UNF Special Bolt	24
8	0100206	Spring Washer 5/8"	48
9	-----	5/8" UNF Cleveloc Nut	24
10	0901121	Grease Nipple 1/8 BSP - Straight	2
11	9200023	M16 x 1.5P x 55 Lg Ht Bolt BZP	3
12	8121043	Shim – 0.4mm	5
13	8121044	Shim – 0.5 Mm	5
14	0600018	Ball Bearing, 120 x 55 x 29mm (C3) 6311	1
15	7190261	Bearing Housing	1
16	9100024	Locking Flange Nut, M16 x 1.5P	3
17	7190022	120 Dia. Internal Circlip	1

SPINDLE & HOUSING ASSY., CW LUBRICANT



Item No.	Part No.	Description	Qty.
	02960553BL	Spindle & Housing Assy, CW Lubricant	1
1	-----	Housing	1
2	-----	Spindle	1
3	-----	Bearing Ring	1
4	02960559	Seal	1
5	-----	Snap Ring	1
6	02960557	Bearing (Bottom)	1
7	00769938	Bearing (Top)	1
8	02962030	Nut	1
9	02959018	Grease Relief Fitting	1
10	00565000	Plug 1/8 NPT	1
11	-----	Retaining Ring	1
12	-----	Cover, Spindle	1



BUSH HOG®

2501 Griffin Ave.
Selma, AL. 36703